



# BALOO'S BUGLE

Volume 21, Number 7

“Make no little plans; they have no magic to stir men's blood and probably themselves will not be realized.  
Make big plans; aim high in hope and work.” — Daniel Hudson Burnham (1846-1912)

March 2015 Cub Scout Roundtable

April 2015 Core Value & Pack Meeting Ideas

## Faith / Soaring the Skies

Tiger Cub, Wolf, Bear, Webelos, & Arrow of Light Meetings and Activities

### CORE VALUES

*Cub Scout Roundtable Leaders' Guide*

#### Core Value Highlighted This Month: Faith

Having inner strength and confidence based on our trust in God

#### Why "Soaring the Skies" for Faith?

When you try something new, innovative, or dangerous. It takes faith to make the attempt – faith that a higher power will guide you and keep you safe. It takes faith when we want to fly into the soaring skies. We need faith in the pilots, co-pilots, the engine and electrical system, the compass, and all the airplane's instruments. More importantly, it is faith that gives you the courage to board the plane, knowing that a higher power will make sure you take off, fly to your destination, and land safely. This month's theme reminds us that faith helps us reach for the sky with our goals and that we should keep faith in all aspects of our lives.

#### Scout Law equivalent to Faith is Reverent

A Scout is reverent toward God. He is faithful in his religious duties. He respects the beliefs of others.

*The Scout Law equivalents are being presented as part of the preparation for **One Oath/One Law** when all scouts will be using the Scout Oath and Law be they Cub Scouts, Boy Scouts, Venturers or ...*

#### Be a player on God's team.

*Lord Robert Baden-Powell, **Rovering to Success**, 1922*

### TABLE OF CONTENTS

*In many of the sections you will find subdivisions for the various topics covered in the den meetings*

CORE VALUES.....	1
TABLE OF CONTENTS .....	1
THOUGHTFUL ITEMS FOR SCOUTERS .....	4
Prayer.....	4
Ronald Reagan.....	4
George W. Bush .....	5
High Flight.....	6
Christa McAuliffe.....	7
Quoting Baden-Powell on Faith .....	9
George Washington .....	9
James Earl "Jimmy" Carter, Jr.....	10
DEN MEETING TOPICS .....	11
PACK MEETING THEMES.....	12
UPCOMING MONTHS .....	13
Faith-Based Groups with Boy Scout Web links: .....	14
Connecting FAITH with Outdoor Activities .....	15
FAITH Character Connection.....	15
April Crazy Holidays.....	16
BSA SOCIAL NETWORKS .....	19
CUBCAST.....	20
SCOUTCAST .....	20
Incorporating STEM into Your Troop Meetings .....	20
Bryans Blog .....	21
Training Topics .....	24
ROUNDTABLES .....	26
Have a Little Faith.....	26
2015-2016 Cub Scout Roundtable Planning Guides .....	27
For your RT Gathering Time.....	27
Emblems of Faith Puzzles .....	27
Search for Faith .....	27
SONGS.....	28
Cub Scout Garden.....	28
Trees .....	28
Alfred Joyce Kilmer .....	28
Core Value for April Faith.....	29
CUBMASTER'S CORNER.....	29

Hello Cub Masters!.....	29	Fish Cupcakes:.....	53
<b>Religious Emblems</b> .....	30	Faith Chant .....	53
<b>FAQs about Religious Emblems</b> .....	30	BEAR .....	53
<b>Knot of the Month</b> .....	32	Bear Ideas by Felicia .....	53
<b>Adult Religious Recognitions</b> .....	32	Lesson Plan Q - Family Outdoor Adventure – Ach 12.....	53
GATHERING ACTIVITIES .....	32	Hiking Belt Loop .....	54
OPENING CEREMONIES .....	33	Hiking Safety Rules:.....	54
AUDIENCE PARTICIPATIONS & STORIES .....	34	Sneaky Snake.....	55
LEADER RECOGNITION & INSTALLATION.....	34	Meeting S - Tale Tales - Achievement 4 .....	55
Leader Appreciation Ceremony .....	34	John Henry.....	56
10 Commandments of Ceremonies .....	35	Make Johnny Appleseed Smiles for a snack.....	56
Quickie Thank-You's .....	35	Apple Dolls.....	57
Leader Induction Ceremony .....	35	Supplemental Meeting #A – Maps - .....	57
ADVANCEMENT CEREMONIES .....	36	Elective 23, a-e and Map & Compass Belt Loop.....	57
SONGS .....	37	Map and Compass Belt Loop .....	58
Faith Songs .....	37	WEBELOS DENS .....	59
Fun Songs .....	38	Book Corner .....	60
STUNTS AND APPLAUSES .....	38	Meeting Planner.....	61
APPLAUSES & CHEERS.....	38	The meaning of the Pledge of Allegiance Flag Ceremony	61
RUN-ONS.....	39	Planning a Den Outdoor Activity .....	62
SKITS .....	39	Den Meeting Helpers.....	63
GAMES .....	40	SCHOLAR .....	63
Games About Trust & Faith.....	40	SEVEN WAYS TO IMPROVE YOUR GRADE .....	64
CLOSING CEREMONIES.....	41	WORD PUZZLES.....	64
CUBMASTER'S MINUTES.....	41	SECRET SCHOLAR MESSAGE .....	64
CORE VALUE RELATED STUFF .....	42	CAREERS IN EDUCATION.....	65
Quoting Baden-Powell on Faith.....	42	A SHORT HISTORY OF AMERICAN EDUCATION...	65
Trees & Faith for Scouters.....	43	BRAIN TEASERS .....	66
PACK & DEN ACTIVITIES.....	44	LANGUAGE SKILLS .....	66
Faith Ideas.....	44	ARTIST .....	66
<b>Arbor Day/Earth Day Ideas</b> .....	44	Rainbow Crayons .....	67
Religious Activities: .....	45	Colored Line Art.....	67
CUB GRUB .....	47	Five Dots .....	68
FAITH IDEAS.....	47	Eyes-shut Drawing .....	68
APRIL FOOL'S IDEAS .....	48	Outline or Wiggles.....	68
WEB SITES.....	49	THE COLOR WHEEL .....	68
ONE LAST THING.....	49	Arrow of Light.....	69
St. George, Patron Saint of Scouting .....	49	SPORTSMAN .....	69
From Kipling's "The Law of the Jungle" .....	50	Sportsman Ideas.....	69
DEN MEETINGS .....	50	MARBLES .....	70
TIGERS .....	50	HOW TO PLAY RINGER .....	70
Den Meeting #15: .....	50	More Faith Ideas.....	72
Den Meeting #16: .....	50	Native American Prayer .....	72
Board Game Ideas.....	50	The Founder's Prayer .....	72
Board Game Templates: .....	51	Two Prayers.....	72
Edible Maze .....	51	Religious Emblems Gathering Activity .....	72
Edible Tic Tac Toe: .....	51	Emblems of Faith Puzzles .....	73
Edible Scrabble/Crossword Puzzles: .....	51	Faith Word Search .....	73
Litter Ideas .....	51	Gathering Ideas from Alice .....	73
TRASH .....	51	Faith Bingo .....	73
DO YOUR PART .....	52	Faith Opening .....	74
WOLF .....	52	Where Faith is Found Opening.....	74
Den Meeting #15: .....	52	Faith Based Stories .....	74
Den Meeting #16: .....	52	Faith Audience Participation Story.....	74
Marble Ideas .....	52	Faith Advancement Ceremony .....	75
Fishing Ideas .....	52	North Star Advancement Ceremony .....	75
Fish in the Sea Game: .....	52	Recognition Religious Emblem Square Knots .....	75
		Faith Is... Song.....	75

Kumbaya Song.....	76	Found a Planet Song .....	89
He's Got The Whole World In His Hands Song .....	76	My Boomerang Won't Come Back Song .....	89
For The Beauty Of The Earth Hymn.....	76	APPLAUSES & CHEERS .....	90
Faith Is Applause: .....	76	Blast Off I Applause .....	90
Praying RUN-ON .....	76	Blast Off II Applause.....	90
A Gardener's Faith Skit .....	76	Blast Off Cheer III Applause .....	90
Cookies of Faith Skit .....	77	Blast Off IV Applause .....	90
Faith Based Four Corners Game .....	77	Countdown Applause .....	90
True Blue A game about Faith and Trust.....	77	Air Force Applause.....	90
True Blue Skit Idea: .....	78	"Up up and awayyyyy" Applause .....	90
Unravel the Knot Game .....	78	Super Cub Scout Applause .....	90
Baden-Powell Closing .....	78	Charlie Brown Applause .....	91
Beatitudes for Cubs.....	79	Oom-a-latta, boom-a-swatta Applause .....	91
Great Master We Give Thanks Ceremony .....	79	Birds Fly High Applause .....	91
North Star Cubmaster's Minute .....	79	Satellite Cheer .....	91
Baden-Powell on Faith Cubmaster's Minute .....	79	Soaring Kite Cheer .....	91
Gold Medal Faith Cubmaster's Minute.....	79	Jet Plane Applause.....	91
The Rabbi & The Soap Maker Cubmaster's Minute.....	79	Ben Franklin Cheer.....	91
Believing Without Seeing Cubmaster's Minute .....	80	UFO Cheer.....	91
Declaration of Religious Principle.....	80	AIRPLANE APPLAUSE .....	91
Scripture Cookies.....	80	HELICOPTER APPLAUSE.....	91
More Soaring the Skies Ideas.....	80	SONIC BOOM APPLAUSE .....	91
Lost in Space Word Search Gathering .....	80	PARACHUTE APPLAUSE .....	91
Paper Glider Gathering .....	81	AIR PRESSURE CHEER .....	91
Flying Paper Wing Gathering .....	81	JET APPLAUSE .....	91
Paper Copter Gathering.....	81	RUN-ONS .....	91
Grocery Bag Kites Gathering.....	81	JOKES & RIDDLES .....	92
Rocket Assembly Teams Gathering.....	82	Short Runway Skit.....	92
Paper Plane Folding Gathering .....	82	Flying Lesson Skit.....	92
Airplane Word Search Gathering .....	82	Plane Engine Trouble Skit #1 .....	93
Famous Aviators And Astronauts Gathering .....	82	Plane Engine Trouble Skit #2 .....	93
Flight Match Gathering Game .....	83	Space Shuttle Closing Ceremony .....	93
Cub Scout Airlines Opening Ceremony.....	83	Courage Cubmaster Minute .....	93
Welcome Aboard Our Flight Opening Ceremony .....	83	Tracks on the Moon Cubmaster Minute .....	93
Blast Off Into Scouting Opening Ceremony .....	84	Frank Borman's Prayer Cubmaster Minute.....	94
Opening Thought Ceremony.....	84	Taking Flight Cubmaster Minute.....	94
Let Us Be Thankful Opening Ceremony .....	84	Reach for the Stars Cubmaster Minute .....	94
Wings, Wheels, Rudders Audience Participation .....	84	Aim for the Stars Cubmaster Minute .....	94
A Space Adventure Audience Participation.....	84	Children Are Like Kites Cubmaster Minute .....	94
Weather Balloon Advancement Ceremony.....	85		
Flying Saucers Advancement Ceremony .....	85		
Kite Advancement Ceremony.....	86		
Take Flight Advancement Ceremony .....	86		
"Wingman" (Top Gun) Award Advancement Ceremony ..	86		
Rocket Derby Song .....	86		
The Wright Stuff Song.....	87		
The Astronaut's Plea Song.....	87		
Go Fly A Kite Song (Sung by Bing Crosby) .....	87		
My Kite Song.....	87		
Baloo Skies Song .....	87		
Zoom On By Song .....	87		
We Were Soaring Through The Skies One Day Song .....	88		
Airplane's The Greatest Song.....	88		
Fly, Fly Those Planes Song .....	88		
Kite Derby Song .....	88		
Taking Flight Song .....	88		
We are Cub Scouts Taking Flight Song.....	88		
The Flying Birds Song.....	88		

## THOUGHTFUL ITEMS FOR SCOUTERS

*Thanks to Scouter Jim from Bountiful, Utah, who prepares this section of Baloo for us each month. You can reach him at [bobwhitejonz@juno.com](mailto:bobwhitejonz@juno.com) or through the link to write Baloo on [www.usscouts.org](http://www.usscouts.org). CD*

### Prayer

Great Creator of this Earth and all that are upon it, we thank Thee for those bold men and women, who are willing to risk their lives to reach out above the skies and beyond. Let us remember those whose lives were taken in the quest for flight and the exploration of space. Grant us the faith to continue that quest for a greater place. Amen

14 ¶ And God said, Let there be lights in the firmament of the heaven to divide the day from the night; and let them be for signs, and for seasons, and for days, and years:

15 And let them be for lights in the firmament of the heaven to give light upon the earth: and it was so.

16 And God made two great lights; the greater light to rule the day, and the lesser light to rule the night: *he made* the stars also.

17 And God set them in the firmament of the heaven to give light upon the earth,

18 And to rule over the day and over the night, and to divide the light from the darkness: and God saw that *it was* good.

**In Memory of Those We Have Lost  
President Ronald Regan – President George W. Bush**

**Ronald Reagan**

**The Space Shuttle "Challenger" Tragedy Address  
Delivered 28 January 1986**

Ladies and Gentlemen, I'd planned to speak to you tonight to report on the state of the Union, but the events of earlier today have led me to change those plans. Today is a day for mourning and remembering. Nancy and I are pained to the core by the tragedy of the shuttle Challenger. We know we share this pain with all of the people of our country. This is truly a national loss.

Nineteen years ago, almost to the day, we lost three astronauts in a terrible accident on the ground. But we've never lost an astronaut in flight. We've never had a tragedy like this.

And perhaps we've forgotten the courage it took for the crew of the shuttle. But they, the Challenger Seven, were aware of the dangers, but overcame them and did their jobs brilliantly. We mourn seven heroes: Michael Smith, Dick Scobee, Judith Resnik, Ronald McNair, Ellison Onizuka, Gregory Jarvis, and Christa McAuliffe.

We mourn their loss as a nation together.

For the families of the seven, we cannot bear, as you do, the full impact of this tragedy. But we feel the loss, and we're thinking about you so very much. Your loved ones were daring and brave, and they had that special grace, that special spirit that says, "Give me a challenge, and I'll meet it with joy." They had a hunger to explore the universe and discover its truths. They wished to serve, and they did. They served all of us.

We've grown used to wonders in this century. It's hard to dazzle us. But for twenty-five years the United States space program has been doing just that. We've grown used to the idea of space, and, perhaps we forget that we've only just begun. We're still pioneers. They, the members of the Challenger crew, were pioneers.

And I want to say something to the schoolchildren of America who were watching the live coverage of the shuttle's take-off. I know it's hard to understand, but sometimes painful things like this happen. It's all part of the process of exploration and discovery. It's all part of taking a chance and expanding man's horizons. The future doesn't belong to the fainthearted; it belongs to the brave. The Challenger crew was pulling us into the future, and we'll continue to follow them.

I've always had great faith in and respect for our space program. And what happened today does nothing to diminish it. We don't hide our space program. We don't keep secrets and cover things up. We do it all up front and in public. That's the way freedom is, and we wouldn't change it for a minute.

We'll continue our quest in space. There will be more shuttle flights and more shuttle crews and, yes, more volunteers, more civilians, more teachers in space. Nothing ends here; our hopes and our journeys continue.

I want to add that I wish I could talk to every man and woman who works for NASA, or who worked on this mission and tell them: "Your dedication and professionalism have moved and impressed us for decades. And we know of your anguish. We share it."

There's a coincidence today. On this day three hundred and ninety years ago, the great explorer Sir Francis Drake died aboard ship off the coast of Panama. In his lifetime the great frontiers were the oceans, and a historian later said, "He lived by the sea, died on it, and was buried in it." Well, today, we can say of the Challenger crew: Their dedication was, like Drake's, complete.

The crew of the space shuttle Challenger honored us by the manner in which they lived their lives. We will never forget them, nor the last time we saw them, this morning, as they prepared for their journey and waved goodbye and "slipped the surly bonds of earth" to "touch the face of God."

Thank you.

**George W. Bush**

**The Space Shuttle "Columbia" Tragedy Speech to the Nation**

**Delivered 1 February 2003, White House Cabinet Room**

My fellow Americans, this day has brought terrible news and great sadness to our country. At nine o'clock this morning, Mission Control in Houston lost contact with our Space Shuttle Columbia. A short time later, debris was seen falling from the skies above Texas. The Columbia is lost; there are no survivors.

On board was a crew of seven: Colonel Rick Husband; Lt. Colonel Michael Anderson; Commander Laurel Clark; Captain David Brown; Commander William McCool; Dr. Kalpana Chawla; and Ilan Ramon, a Colonel in the Israeli Air Force. These men and women assumed great risk in the service to all humanity.

In an age when space flight has come to seem almost routine, it is easy to overlook the dangers of travel by rocket, and the difficulties of navigating the fierce outer atmosphere of the Earth. These astronauts knew the dangers, and they faced them willingly, knowing they had a high and noble purpose in life. Because of their courage, and daring, and idealism, we will miss them all the more.

All Americans today are thinking, as well, of the families of these men and women who have been given this sudden shock and grief. You're not alone. Our entire nation grieves with you. And those you loved will always have the respect and gratitude of this country. The cause in which they died will continue. Mankind is led into the darkness beyond our world by the inspiration of discovery and the longing to understand.

Our journey into space will go on.

In the skies today we saw destruction and tragedy. Yet farther than we can see, there is comfort and hope. In the words of the prophet Isaiah, "Lift your eyes and look to the heavens.

Who created all these? He who brings out the starry hosts one by one and calls them each by name. Because of His great power, and mighty strength, not one of them is missing."

The same Creator who names the stars also knows the names of the seven souls we mourn today. The crew of the shuttle Columbia did not return safely to Earth; yet we can pray that all are safely home.

May God bless the grieving families. And may God continue to bless America.

### Quotations

"When once you have tasted flight, you will forever walk the Earth with your Eyes Turned Skyward, for there you have been, and there you will always long to return."

[Author Unknown](#)

*Quotations contain the wisdom of the ages, and are a great source of inspiration for Cubmaster's minutes, material for an advancement ceremony or an insightful addition to a Pack Meeting program cover*

### High Flight

Oh! I have slipped the surly bonds of Earth  
And danced the skies on laughter-silvered wings;  
Sunward I've climbed, and joined the tumbling  
mirth  
Of sun-split clouds, — and done a hundred things  
You have not dreamed of — wheeled and soared  
and swung  
High in the sunlit silence. Hov'ring there,  
I've chased the shouting wind along, and flung  
My eager craft through footless halls of air. . . .  
Up, up the long, delirious burning blue  
I've topped the wind-swept heights with easy grace  
Where never lark, or ever eagle flew —  
And, while with silent, lifting mind I've trod  
The high un-trespassed sanctity of space,  
Put out my hand, and touched the face of God.  
— [John Gillespie Magee, Jr](#)

Faith is Hope with a holier name, hope that knows neither deceit nor death. Ah, how wisely do you speak of the philosophy of belief! It is, indeed, the telescope through which the stars grow large upon our gaze. [Edward George Earle Lytton Bulwer](#)

Faith is like radar that sees through the fog. [Corrie Ten Boom, Tramp for the Lord](#)

Reason is our soul's left hand, Faith her right. [John Donne](#)

Faith is reason grown courageous. [Sherwood Eddy](#)

Faith, to my mind, is a stiffening process, a sort of mental starch. [E.M. Forster](#)

Faith is spiritualized imagination. [Henry Ward Beecher](#)

Faith is courage; it is creative while despair is always destructive. [David S. Muzzey](#)

Faith is a passionate intuition. [William Wordsworth](#)

To me faith means not worrying. [John Dewey](#)

Faith is what makes life bearable, with all its tragedies and ambiguities and sudden, startling joys. [Madeleine L'Engle](#)

Faith is the bird that sings when the dawn is still dark. [Rabindranath Tagore](#)

Be like the bird that, passing on her flight awhile on boughs too slight, feels them give way beneath her, and yet sings, knowing that she hath wings. [Victor Hugo](#)

Faith is raising the sail of our little boat until it is caught up in the soft winds above and picks up speed, not from anything within itself, but from the vast resources of the universe around us. [W. Ralph Ward](#)

There is nothing more perplexing in life than to know at what point you should surrender your intellect to your faith. [Margot Asquith](#)

As your faith is strengthened you will find that there is no longer the need to have a sense of control, that things will flow as they will, and that you will flow with them, to your great delight and benefit. [Emmanuel](#)

Faith and prayer are the vitamins of the soul; man cannot live in health without them. [Mahalia Jackson](#)

The language of faith is crucial because it affords human beings the privilege of intimacy with the ultimate. [Michael Eric Dyson](#)

Faith is believing that the outcome will be what it should be, no matter what it is. [Colette Baron-Reid](#)

Faith can move mountains, but don't be surprised if God hands you a shovel. [Author Unknown](#)

Faith is believing in things when common sense tells you not to. George Seaton

Faith is taking the first step even when you don't see the whole staircase. [Martin Luther King, Jr.](#)

Faith makes the discords of the present the harmonies of the future. [Robert Collyer](#)

Life without faith in something is too narrow a space to live. [George Lancaster Spalding](#)

Remembering the Challenger Crew

The NASA family lost seven of its own on the morning of Jan. 28, 1986, when a booster engine failed, causing the Shuttle Challenger to break apart just 73 seconds after launch.

In this photo from Jan. 9, 1986, the Challenger crew takes a break during countdown training at NASA's Kennedy Space Center. Left to right are Teacher-in-Space payload specialist Sharon Christa McAuliffe; payload specialist Gregory Jarvis; and astronauts Judith A. Resnik, mission specialist; Francis R. (Dick) Scobee, mission commander; Ronald E. McNair, mission specialist; Mike J. Smith, pilot; and Ellison S. Onizuka, mission specialist.

*Image Credit: NASA*



[Christa McAuliffe](#)

[My job in space will be to observe and write a journal. I am also going to be teaching a class for students on earth about life in space and on the space shuttle and conducting experiments.](#)

[Christa McAuliffe](#)

Sharon Chrita Corrigan was born on September 2, 1948 in Boston, Massachusetts to Edward Christopher and Grace Mary Corrigan. As a youth, she was inspired by Project Mercury and the Apollo moon landing program. The day after John Glenn orbited the Earth in Friendship 7, she told a friend at Marian High, "Do you realize that someday people will be going to the Moon? Maybe even taking a bus, and I want to do that!"

McAuliffe attended Framingham State College in her hometown, graduating in 1970 with a Bachelor of Arts in education and history. A few weeks later, she married her longtime boyfriend whom she had known since high school, Steven J.

McAuliffe, a 1970 graduate of the Virginia Military Institute, and they moved closer to Washington, D.C., so that he could attend the Georgetown University Law Center. They had two children, Scott and Caroline, who were nine and six, respectively, when she died.

She obtained her first teaching position in 1970, as an American history teacher at Benjamin Foulois Junior High School in Morningside, Maryland. From 1971 to 1978, she taught history and civics at Thomas Johnson Middle School in Lanham, Maryland. In addition to teaching, she completed a Master of Arts in education supervision and administration from Bowie State University in Maryland. In 1978, she moved to Concord, New Hampshire, when Steven accepted a job as an assistant to the New Hampshire Attorney General. McAuliffe taught 7th and 8th grade American history and English in Concord, NH and 9th grade English in Bow, NH before taking a teaching post at Concord High School in 1983.

In 1984, President Ronald Reagan announced the Teacher in Space Project, and McAuliffe learned about NASA's efforts to find the first civilian, an educator, to fly into space.[19] NASA wanted to find an "ordinary person," a gifted teacher who could communicate with students while in orbit. McAuliffe became one of more than 11,000 applicants

I cannot join the space program and restart my life as an astronaut, but this opportunity to connect my abilities as an educator with my interests in history and space is a unique opportunity to fulfill my early fantasies.

**Christa McAuliffe, 1985**

NASA hoped that sending a teacher into space would increase public interest in the Space Shuttle program, and also demonstrate the reliability of space flight at a time when the agency was under continuous pressure to find financial support. President Reagan said it would also remind Americans of the important role that teachers and education serve in their country.

On July 1, 1985, she was announced as one of the 10 finalists, and on July 7 she traveled to Johnson Space Center for a week of thorough medical examinations and briefings about space flight. On July 19, 1985, Vice President George H. W. Bush announced that she had been selected for the position. Another teacher, Barbara Morgan, served as her backup. According to Mark Travis of the Concord Monitor, it was her manner that set her apart from the other candidates.

In autumn of that year, she and Morgan each took a year-long leave of absence from teaching in order to train for a space shuttle mission in early 1986. (NASA paid both their salaries.) While not a member of the NASA Astronaut Corps, McAuliffe was to be part of the STS-51-L crew, and would conduct experiments and teach lessons from space. Her planned duties included basic science experiments in the fields of chromatography, hydroponics, magnetism, and Newton's laws. She was also planning to conduct two 15-minute classes from space, including a tour of the spacecraft, called "The Ultimate Field Trip", and a lesson about the benefits of space travel, called "Where We've Been, Where We're Going, Why." The lessons were to be broadcast to millions of schoolchildren via closed-circuit TV. To record her thoughts, McAuliffe intended to keep a personal journal like a "woman on the Conestoga wagons pioneering the West."

On January 28, 1986, McAuliffe boarded Challenger with the other six crew members of STS-51-L. Just 73 seconds into its flight at an altitude of 48,000 feet, the shuttle exploded, resulting in the deaths of all seven crew members. According to NASA, it was in part because of the excitement over her presence on the shuttle that the accident had such a significant effect on the nation. Many schoolchildren were viewing the launch live, and media coverage of the accident was extensive



### Quoting Baden-Powell on Faith

*Alice, Golden Empire Council*

"No man can be really good, if he doesn't believe in God and he doesn't follow His laws. This is why all Scouts must have a religion". (*Scouting for Boys, 1908*)

"Scouting has been described as "a new religion". It's not, of course, a new religion: it's just the application to religious formation of the principle now accepted in non-religious formation, i.e. to point out a precise aim to the boy and give him the way to learn and practice by himself" [*Quoted in Taccuino, a collection of B-P's writings and essays published in Italy. Dated January 1912*]

#### **From Aids to Scoutmastership, 1919:**

"Love of God, love of your neighbour and respect of oneself as God's servant are the basis for any form of religion"

"Many difficulties may arise while defining religious formation in a Movement such as ours, where many religions coexist; so, the details of the various forms of expressing the duty to God must be left to those responsible of each single association. We insist however on observance and practice of that form of religion the boys profess"

"Nowadays the actions of a large part of youths are guided just in a small part by religious convictions. That can be attributed for the most to the fact that in the boy's religious formation the worry was on teaching instead of educating".

"If you really wish to find the way towards success, i.e. your happiness, you must give a religious base to your life. It's not simply attending church or knowing history or comprehend theology. Many men are sincerely religious almost without knowing it or having studied these things. Religion, briefly explained, means: First: know who God is; Second: use to the best the life He gave us, and do what He expects from us. This means mostly doing something for the others."

#### **From Rovering to Success, 1922**

The method of expression of reverence to God varies with every sect and denomination. What sect or denomination a boy belongs to depends, as a rule, on his parents' wishes. It is they who decide. It is our business to respect their wishes and to second their efforts to inculcate reverence, whatever form of religion the boy professes.

## George Washington



*Wednesday, February 22 was George Washington's real birthday (along with Lord Robert Baden Powell's), an*

*appropriate time to consider the faith of America's most important founding father.*

At age 13 George transcribed "110 Rules for Young Gentlemen," written by Ignatius of Loyola, founder of the Jesuits in the 1590's. George memorized them. They teach that man is God's servant who lives not for self, but for others. They became part of his character:

"Let your conversation be without malice or envy..."

"When you speak of God or His attributes, be serious and speak with words of reverence.

"Let your recreations be manful, and not sinful.

At age 20, he wrote prayers to say each morning and evening. On Sunday mornings he prayed: "...pardon, I beseech Thee, my sins; remove them from Thy presence, as far as the east is from the west, and accept me for the merits of Thy son, Jesus Christ..."

At 23 Captain Washington was caught in a surprise ambush by the French and Indians near what is now Pittsburgh. Every British and American officer was shot but Washington though he rode back and forth across the battlefield. George later wrote to his brother, "By the all-powerful dispensations of Providence, I have been protected beyond all human probability or expectation, for I had four bullets through my coat, and two horses shot under me, yet escaped unhurt, although death was leveling my companions on every side of me."

On July 2, 1776 he told his troops: "The fate of unborn millions will now depend, under God, on the courage of this army. Our cruel and unrelenting enemy leaves us only the choice of brave resistance or the most abject submission. We have therefore to resolve to conquer or die."

Seven weeks later British General Howe had trapped Washington and his 8,000 troops on Brooklyn Heights, ready to crush them the next morning. Washington gathered every vessel from fishing to row boats and spent all night ferrying his army across the East River. By morning many troops were still exposed to the British.

"In a most unusual change in weather, the fog did not lift from the river. It stayed thick, covering Washington's retreat until the entire army had evacuated and escaped," writes William Federer in his inspiring book, "America's God and Country." Never again did the British have such a rare chance to win the war.

During the freezing winter of 1777 at Valley Forge, a dozen soldiers died a day, with many not having blankets or shoes. "Feet and legs froze till they became black," and were amputated wrote a Committee from Congress. A Quaker named Isaac Potts came upon Washington upon his knees in the snow, praying aloud for his beloved country. He thanked God for exalting him to the head of a great nation which was fighting at fearful odds.

The Quaker told his wife of the sight: "Till now I have thought that a Christian and a soldier were characters incompatible, but if George Washington not be a man of God I am mistaken,

and still more I shall be disappointed in God does not through him perform some great thing for this country."

On May 5, 1778 Washington learned that the French would join America as allies. The General told his troops, "It having pleased the Almighty Ruler of the universe to defend the cause of the United American States, and finally to raise up a powerful friend among the princes of the earth, to establish our liberty, and independence upon a lasting foundation, it becomes us to set apart a day for gratefully acknowledging the divine goodness..."

In 1781 Washington's southern army defeated a detachment of British troops. Lord Cornwallis was infuriated and began pursuing the outnumbered Americans. He waited the night at the Catawba River, which the U.S. troops had crossed just two hours earlier. Miraculously, a storm arose during the night causing the river to be uncrossable for five days. Cornwallis nearly overtook Americans at the Yadkin River, but another flood arose, allowing Americans to escape.

The French navy seized control of the Chesapeake Aug. 30, 1781, driving out British ships. Washington rejoiced and besieged Cornwallis' stronghold at Yorktown. With no ships to escape upon, Cornwallis surrendered.

Washington wrote Congress, "I take a particular pleasure in acknowledging that the interposing Hand of Heaven...has been most conspicuous and remarkable."

Washington had more near escapes than victories. Would God have protected him from bullets, and saved his troops with fog and floods - had he not been a praying man?

by Michael J. McManus, 2004

As Mankind becomes more liberal, they will be more apt to allow that all those who conduct themselves as worthy members of the community are equally entitled to the protections of civil government. I hope ever to see America among the foremost nations of justice and liberality." -

[George Washington](#)

*Each generation goes further than the generation preceding it because it stands on the shoulders of that generation. You will have opportunities beyond anything we've ever known.*

[Ronald Reagan](#)

**James Earl "Jimmy" Carter, Jr**

**39th American President  
Man of Compassion & Faith**



James Earl Carter Jr. was born 1 October 1924 in Plains Georgia. Jimmy Carter was the first United States President born in a hospital. He was the oldest of four children of James Earl Carter and Bessie Lillian Gordy. His father was a prominent business owner and his mother was a nurse. Jimmy Carter was a gifted student and active socially. In High School, he was Secretary of the Plains Future Farmers of America Chapter and a star baseball player.

Failure is a reality; we all fail at times, and it's painful when we do. But it's better to fail while striving for something wonderful, challenging, adventurous, and uncertain than to say, I don't want to try because I may not succeed completely.

[Sources of Strength: Meditations on Scripture for a Living Faith](#)



Only when the last tree has died  
and the last river has been poisoned  
and the last fish has been caught  
will we realize  
we cannot eat money.  
*Cree Indian Expression*



To see the associated PSA go to  
<http://www.youtube.com/watch?v=j7OHG7tHrNM>  
or for a later version -  
<https://www.youtube.com/watch?v=DH0U2AsyoWU>  
or Google "Crying Indian Chief"

The actor is "Iron Eyes" Cody. Although he was not a Native American, he did a lot of good for the Native Americans who readily accepted him.

## DEN MEETING TOPICS

When a Den Meeting occurs depends on when you start your year and how often you meet. A Den that starts in August will be doing meetings 1 & 2 then, and 3& 4 in September. A den that meets three times a month will do 1, 2, and 3 in September. *The pace is up to you!!*

MONTH/ CORE VALUE	MARCH - COMPASSION		APRIL - FAITH		MAY - HEALTH & FITNESS
ALTERNATE PACK MTG THEME	AWARE AND CARE		SOARING THE SKIES		BACKARD FUN
MEETING #	13	14	15	16	LETTERED MEETING OF YOUR CHOICE
TIGERS	E#26 Phone Manners E#27 Emergency E#15 Colors E#12 Card	E#31 Animals E#43 Vet field trip	E#3 Board Game or Puzzle	E#33 Clean up Treasure Hunt E#23 Milk, E#25 Snack	LETTERED MEETING OF YOUR CHOICE
WOLVES	E#14 Pets	E#10 American Indians	E#16 Marblebles	E#18a Picnic E #19 Fishing	Do supplemental meetings (they have letters instead of numbers in the Resource Guide) of your choice.
BEARS	Ach. #5 Sharing Your World with Wildlife	Ach. #6 Take Care of Your Planet	Ach. #21 Models	Ach. #21 Models	<b>Remember Boys want to be outside.</b>
WEBELOS	Craftsman	Craftsman	Scholar	Showman	
ARROW OF LIGHT	Communicator	Sportsman	Sportsman		
RT FOCI	February 2015		March 2015		April 2015
	Big Rock Ideas - Community Service, Preventing Leader Burnout, (Create One), Interest Topic - One Oath / One Law Robot, Session Topics - Den Ceremonies & Recognitions, Youth Leadership, Summer Camping Opportunities, 100% Boys' Life		Big Rock Ideas - Create a Big Rock on religious Awards, Community Service, Interest Topic - Getting Ready for the Adventure Program, Session Topics - Nutrition, Pack Record Keeping, Membership recruiting and Leadership selection.		Big Rock Ideas - Preventing Leader Burnout, Create your own, Interest Topic - Getting Ready for CS Adventures (Use National's posting on www.scouting.org/programupdates), Topics - Outdoor Cooking, Review the new Adventures, Outdoor Program, Using Local Resources

## PACK MEETING THEMES

Commissioner Dave (with help from Kim)

All 36 Supplemental Pack Meeting plans are posted at:  
<http://www.scouting.org/scoutsource/CubScouts/Leaders/DenLeaderResources/DenandPackMeetingResourceGuide/PackMeetingPlans.aspx>

**Any Pack/Cubmaster can use any theme any month.** The year designation is to show you which themes will be featured at Roundtables each year. The 2014 - 2015 RT year kicked off in August with Cooperation and Under the Big Top. Now it is Responsibility and Dollars and Sense.

Here are the remaining themes to be featured for 2014-2015 in the CS RT PG -

Month	Core Value	Supplemental Theme
• April	Faith	<a href="#">Soaring the Skies</a>
• May	Health and Fitness	<a href="#">Backyard Fun</a>
• June	Perseverance	<a href="#">Go for the Gold</a>
**		
• July	Courage	<a href="#">Under the Sea</a>
**		
• August	Honesty	<a href="#">Play Ball</a>
**		

**\*\* - Scout Law based Core Values and new Themes for the first three months of the new Cub Scout Adventure program will be announced by National**

Kim, the chair of the task force, says "I do want to stress that the focus is still the Core Value and the theme is just there as an enhancement. The theme pack meeting plans are specifically crafted to bring out the important points of the Core Value in a fun way."

Month	Core Value	Supplemental Pack Meeting Themes to Enhance the		
		Set A	Set B	Set C
September	Cooperation	2012-2013 CS RT PG * Hometown Heroes	2013-2014 CS RT PG * Amazing Games	2014-2015 CS RT PG * Under the Big Top
October	Responsibility	* Jungle of Fun	* Down on the Farm	* Dollars and Sense
November	Citizenship	* 50 Great States	* Your Vote Counts	* Give Goodwill
December	Respect	* Holiday Lights	* Passport to Other Lands	* Stars and Stripes
January	Positive Attitude	* Abracadabra	* Lights, Camera, Action	* Yes, I Can
February	Resourcefulness	* Turn Back the Clock	* Invention Convention	* Litter to Glitter
March	Compassion	* Planting Seeds of Kindness	* Pet Pals	* Aware and Care
April	Faith	* Cub Scouts Give Thanks	* My Family Tree	* Soaring the Skies
May	Health & Fitness	* Cub Café	* Destination Parks	* Backyard Fun
June	Perseverance	* Head West Young Man	* Over the Horizon	* Go for the Gold
July	Courage	* Cubs in Shining Armor	* Space - The New Frontier	* Under the Sea
August	Honesty	* Kids Against Crime	* Heroes of History	* Play Ball

## UPCOMING MONTHS

★ April's Core Value, **Faith**, will use "Soaring the Skies"



Based on the description above, I have included themes that had material for planes but also these like "Genius Night" that encourage boys to think outside the box and try new things while having Faith that they will work!!! CD

Month's that have themes that might help you with **Faith** and "Soaring the Skies " are:

Month	Year	Theme
<b>Themes with Planes</b>		
May	1943	Aircraft
April	1946	Air Month
May	1950	Air Fun
June	1954	Air Adventures
June	1955	Wheels Wings and Rudders
April	1961	Air Adventure
July	1961	Harbors, Stations, Airports
May	1989	Wheels, Wings & Rudders
August	1990	Harbors, Stations & Airports
November	1994	Harbors, Stations & Airports
March	2010	Take Flight
<b>Compassion</b>		
March	2011	Compassion
March	2012	Compassion
March	2013	Planting Seeds of Kindness
March	2014	Pet Pals
March	2015	Aware and Care

Month's that have themes that might help you with **Faith** and "Soaring the Skies " are (Continued):

<b>Try Something New, Innovative, or Dangerous</b>		
October	1952	Doorway to Adventure
March	1954	Cub Scouts in the Land of OZ
February	1961	Genius Night
November	1964	Cub Scout Genius

September	1966	Cub Scout 49'ers
September	1968	Doorway to Adventure
February	1970	Genius Night
November	1973	Genius Night
May	1977	Genius Night
September	1977	Doorways to Adventure
March	1981	Genius Night
September	1981	Doorway to Adventure
May	1987	Genius Night
June	1988	Genius Night
June	1992	Genius Night
January	1998	Genius Night
October	1998	Imagine That!
March	2005	Invention Convention
February	2014	Invention Convention
January	2015	Yes, I Can

★ May's Core Value, **Health and Fitness**, will use "Backyard Fun"



Month's that have themes that might help you with , **Health & Fitness** and "Backyard Fun " are:

Month	Year	Theme
<b>Health &amp; Fitness</b>		
April	2011	Health and Fitness
April	2012	Health and Fitness
April	2013	Cub Café
April	2014	Destination Parks
April	2015	Backyard Fun

Month	Year	Theme
<b>Backyard Fun</b>		
June	1941	CS Move into the Backyard
July	1943	Back Yard Month
May	1953	Mother Nature's Backyard
June	1965	Backyard Adventure
April	1966	Mother Nature's Backyard
May	1970	Mother Nature's Backyard
June	1972	Backyard Adventure
July	1982	Backyard Theme
June	1985	Backyard Fun
June	1991	Backyard Fun
June	1996	Backyard Fun
May	2015	Backyard Fun
<b>Other Health &amp; Fitness Themes</b>		
Month	Year	Theme
October	1939	Health and Safety
August	1944	Strength
May	1946	Keeping Fit
November	1949	Keeping Strong
May	1952	Strength and Skills
July	1962	Strength and Skill
June	1967	Feats of Skill
January	1969	Fit For America
September	1974	Muscle Builders
January	1976	Tournament
June	1977	Muscle Builders
June	1978	Physical Fitness
August	1981	Physical Fitness
January	1982	Adventure in Good Health
March	1985	Step into Shape
July	1986	Strength and Skill
August	1988	Physical Fitness
April	1994	Shape Up
August	2000	Toughen Up
November	2000	Turn On the Power

★ For Core Vale and Theme patches go to  
<http://www.cubmasterbobkatt.com/Cubmaster-Bob-Katt-Cub-Scout-Monthly-Themes.htm>

**Faith-Based Groups with Boy Scout Web links:**

<http://www.ldsbsa.org/>

Church of Jesus Christ of Latter-day Saints BSA Relations Office

<http://www.presbyterianscouters.org/>

Presbyterian Church



<http://www.nlas.org/>

National Lutheran Association on Scouting

<http://www.jewishboyscouts.com/>

Jewish Boy Scouts

<http://nycatholicscouts.com/>

New York Catholic Scouts

<http://www.naums.org/>

National Association of United Methodist Scouters



### Connecting FAITH with Outdoor Activities

Adapted from B.A.L.O.O. Appendix E

- ★ **Hikes** - Conduct an Interfaith hike. Hike to a place of worship. Participate in a "Ten Commandments Hike" (Google "Ten Commandments Hike" to get ideas for this).
- ★ **Nature Activities** - Identify divinity in the big (mountains, rivers, horses) and small things (insects, birds, tree leaves, snowflakes) in nature
- ★ **Service Projects** - Help clean up a local place of worship or help with one of their activities (e.g. feeding the homeless or conducting a blanket drive).
- ★ **Games & Sports** - Remind boys that their physical abilities are a gift from God and reinforce that they should be thankful that they are so wondrously created.
- ★ **Ceremonies** - Hold a trail devotion. Hold recognition ceremonies and pack celebrations outdoors in the beauty of nature.
- ★ **Campfires** - Include an item related to Duty to God. Sing a song for the closing ceremony that incorporates faith, applicable to all members' faiths. Tell a story that incorporates the concept of faith.
- ★ **Den Trips** - Take a field trip to a place of worship. Visit a nearby church or mission and learn about the history and faith of people who lived in your area earlier in history.
- ★ **Pack Overnighter** - Conduct an interfaith service (even if the overnighter does not take place on a traditional day of worship) An after dark or sunrise service could also be planned.



### FAITH Character Connection

Carol at [www.cubroundtable.com](http://www.cubroundtable.com)

#### Tiger Book

Character Connection - Faith

Achievement 5, "Let's Go Outdoors" (Page 65)

- ✓ **Practice** - Do requirement 5F
- ✓ **Know** - Discuss things about the weather that you know to be true, but you cannot see at the moment, such as it's the sun still there although you only see clouds? Is the moon there, even though it is day? Can you see wind? Do you know that the rain will eventually stop? Do you have faith in other things you can't see?
- ✓ **Commit** - What makes it difficult to believe in things that you cannot see? What helps you to develop faith?

#### Wolf Book

Character Connection - Faith

Achievement 11, "Duty to God" (Page 94)

- ✓ **Know**- What is "Faith"? With your family, discuss some people who have shown their faith who have shown an inner strength based on their trust in a higher power of cause. Discuss the good qualities of these people.
- ✓ **Commit**- What is "Faith"? With your family, discuss some people who have shown their faith who have shown an inner strength based on their trust in a higher power of cause. Discuss the good qualities of these people.
- ✓ **Practice** - Practice your faith while doing the requirements for "Duty to God."

#### Bear Book

Character Connection - Faith

Achievement 1, "Ways we Worship" (Page 26)

- ✓ **Know**- Name some people in history who have shown great faith. Discuss with an adult how faith has been important at a particular point in his or her life.
- ✓ **Commit** - Discuss with an adult how having faith and hope will help you in your life, and also discuss some ways that you can strengthen your faith.
- ✓ **Practice** - Practice your faith as you are taught in your home, church, synagogue, mosque, or religious fellowship.

#### Webelos Book

Character Connection - Faith

Requirement 8, "Faith" (Page 50-51)

**After completing the rest of requirement 8, do these (a, b, and c):**

- ✓ **Know**. - Tell what you have learned about faith.
- ✓ **Commit** - Tell how these faith experiences help you live you duty to God. Name one faith practice that you will continue to do in the future.
- ✓ **Practice** After doing these requirements, tell what you have learned about your beliefs.

#### Cub Scout Roundtable Helps

- ✓ Do you think there are ways you can help during your church service? List the ideas and talk to your parents about what you would like to do. If you haven't started the God and Me, God and Family, God and Country, God and Life series you might want to check on these to learn more about your faith.
- ✓ Many who have been in danger or lost rely on their Faith to keep the strong and overcome the hardships. Talk to your parents to learn how you can prepare yourself for an emergency. Memorizing Bible verses and songs can strengthen you even when you are sad or lonely.
- ✓ You learn that a neighbor is very sick and goes to a different church. Can you still care about them or help them? What would you learn from serving their needs? We are told to be servants, do you think you could be a servant to your family, friends, teachers, and others in your community?

**Cub Scout Program Helps 2005-2006**, page 6 Dec

Holidays provide an opportunity to explore our faith. What does faith mean? How does a person's religion help him or her? How does your faith make you feel comfortable? What things will you do this month to support your religious beliefs?

**2004 Pow Wow Book Cub Scouting Forever by Great Salt Lake Council**

- ✓ **Faith** - Having inner strength or confidence based on our trust in a higher power.
- ✓ **Activity- A Blindfold Meal.** At a planned outing, such as a den picnic, get everyone to eat a simple meal or undertake a simple activity blindfolded. Care needs to be taken that no one gets burnt or hurts him or herself. Afterwards encourage the Cubs to consider how wonderful their gift of sight is. This could develop into a discussion on the idea that there are different types of blindness. Blindness to the needs of others, blindness to the world that we live in, blindness to the obvious existence of God.
- ✓ **Project- Keep a diary for a week.** Make an eight-page diary covering one week for each Cub. (Two sheets of paper folded with the days and perhaps the dates). Get them to keep as accurately as they can an hour by hour time table of what they have done for the week: time they went to bed, got up, started breakfast, finished breakfast, left for school, got to school, etc.. Then at your next meeting (it might be helpful to have calculators) analyze how much time has been spent on each of a number of activities during the week. You might make a list like sleeping, eating, at school, doing homework, watching TV, Cub Scout activities, etc.. Produce a chart. Finally consider what this shows about priorities, inner discipline, etc...

**2005 Pow Wow Book Cub Scouting Forever by Great Salt Lake Council****Faith, Hope, & Charity  
What Would Webster Say?**

- ✓ Have each boy write down definitions of what they think Faith, Hope, and Charity mean. Compare boys' definitions with the definitions in the dictionary.
- ✓ Name a person or persons who demonstrates each of these qualities.
- ✓ Why should we want to develop these traits? What are some steps you can take to develop these qualities?
- ✓ What can you do each day to practice *faith, hope, and charity*?

**Cub Scout Program Helps 2006-2007**, page 8 July

Wolf Achievement 11A, "Duty to God": Inspired by the beauty of the summer (*Spring*) months, Cub Scouts can complete the Character Connection for Faith.

**Cub Scout Program Helps 2007-2008**, page 10 Dec

Celebrations around the work involve many different faiths, as well as different versions of them. (*Think Easter, Passover,*

*and other Spring Festivals of the various Faith Traditions versus our traditional use of Christmas and Hanukkah for this activity.*)

- ✓ What do you think faith is? (*Not the denomination (e.g. Lutheran) but for what it stands and what your denomination believes.*)
- ✓ How do you show your beliefs?
- ✓ Is one faith or belief better than another?

For the year ahead, many people rededicate themselves to their faith. This might be a good time to do Bear Achievement 2 and earn the religious emblem of your faith.

For other **FAITH**

Character Connection Activities go to ·

<http://www.cubroundtable.com/assets/pdf-documents/2002-2010%20Character-Connections-Packet.pdf>

**April Crazy Holidays**

*Jodi, SNJC Webelos Resident Camp Director Emeritus, 2006-2011. Adapted from*

<http://holidayinsights.com/moreholidays/index.htm>

<http://www.brownielocks.com/april.html>

**April 2015 is:**

- Amateur Radio Month
- Arab American Heritage Month
- ASPCA Month
- Celebrate Diversity Month
- Car Care Month
- Community Spirit Month
- Couple Appreciation Month
- Global Child Nutrition Month

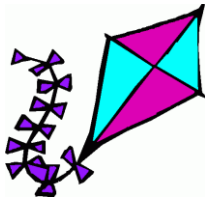


- Grange Month
- Home Improvement Time
- International Guitar Month
- Jazz Appreciation Month
- **Keep America Beautiful Month**
- Lawn and Garden Month
- Math Awareness Month
- National Card and Letter Writing Month
- National Decorating Month
- National Garden Month





- National Guitar Month
- **National Humor Month**



- **National Kite Month**
- National Knuckles Down Month
- National Landscape Architecture Month
- **National Poetry Month**
- National Safe Digging Month



- **National Welding Month**
- School Library Media Month
- Straw Hat Month
- World Habitat Awareness Month

**Food in April**

- Tomatillo and Asian Pear Month
- Soy Foods Month



- National Pecan Month
- Fresh Florida Tomatoes Month
- National Grilled Cheese Sandwich Month
- Cranberries and Gooseberries Month
- Brussels Sprouts and Cabbage Month

**Pets in April**

- ASPCA Month
- Frog Month
- National Pet Month
- Pet First Aid Awareness Month

- Adopt A Greyhound Month

**Health & Fitness in April**

- Autism Awareness Month
- Defeat Diabetes Month
- African American Women's Fitness Month
- National Donate Life Month
- National Occupational Therapy Month
- National Parkinson's Awareness Month
- National Youth Sports Safety Month
- Physical Wellness Month
- Women's Eye Health & Safety Month

**Weekly Celebrations:**



- **Read a Road Map Week: 1-7**
- The APAWS Pooper Scooper Week: 1-7
- Explore Your Career Options: 1-7



- **Golden Rule Week: 1-7**
- Laugh at Work Week: 1-7
- Medication Safety Week: 1-7
- Bat Appreciation Week: 5-11
- National Animal Cntrl Appreciation Week: 12-18
- National Volunteer Week: 12-18
- Week of The Young Child: 12-18
- Explore Your Career Options Week: 5-11
- American Indian Awareness Week: 6-12



- The Masters Tournament: 9-12
- Global Youth Service Days: 17-19
- International Wildlife Film Week: 18-25
- Animal Control Officer Appreciation Week: 12-18
- National Environmental Education Week: 19-25
- National Robotics Week: 4-12



- National Library Week: 12-18
- National Public Safety Telecommunicators (911 Operators) Week: 12-18
- Pan American Week: 12-18
- Cleaning For A Reason Week: 18-24
- Consumer Awareness Week: 18-23
- National Occupational Health Nursing Week: 19-25



- Police Officers Who Gave Their Lives In The Line of Duty Week: 18-23
- National Park Week: 18-26
- Administrative Professionals Week: 19-25 (Last Full Week)
- International Whistlers Week: 19-25
- National Karaoke Week: 19-25
- National Princess Week: 19-25
- National Pet ID Week: 19-25
- National Toddler Immunization Week: 27-5/2
- Sky Awareness Week: 19-25
- National Playground Safety Week: 20-24
- National Work Zone Safety Awareness Wk: 20-25
- Safe Kids Week: 20-25
- Gathering of the Nations Powwow: 23-25



- National Pie Championships: 10-12
- Air Quality Awareness Week: 26-5/2

**April, 2014 Daily Holidays, Special and Wacky Days:**

- 1 [April Fool's Day](#)
- 1 [International Fun at Work Day](#)
- 1 [International Tattling Day](#)
- 2 [Children's Book Day](#)



- 2 [National Peanut Butter and Jelly Day](#)
- 2 [Reconciliation Day](#)
- 3 [Don't Go to Work Unless it's Fun Day](#) - we know your decision
- 3 [Tweed Day](#)
- 4 [Hug a Newsmen Day](#)
- 4 [Walk Around Things Day](#)
- 4 [School Librarian Day](#)
- 4 [Tell a Lie Day](#)



**20 EASTER**

- 5 [Go for Broke Day](#)
- 6 [Sorry Charlie Day](#)
- 7 [No Housework Day](#)
- 7 [World Health Day](#)
- 8 [All is Ours Day](#)
- 8 [Draw a Picture of a Bird Day](#)
- 9 [Name Yourself Day](#)



- 9 [Winston Churchill Day](#)
- 10 [Golfer's Day](#)
- 10 [National Siblings Day](#)
- 11 [Eight Track Tape Day](#) - do you remember those?
- 11 [Barbershop Quartet Day](#)
- 11 [National Submarine Day](#)
- 12 [Russian Cosmonaut Day](#)
- 13 [Scrabble Day](#)
- 14 [International Moment of Laughter Day](#)
- 14 [Look up at the Sky Day](#) - don't you have anything better to do?

- 14 [National Pecan Day](#)
- 14 [Reach as High as You Can Day](#)



- 15 [Rubber Eraser Day](#)
- 15 [Titanic Remembrance Day](#)
- 16 [National Eggs Benedict Day](#)
- 16 [National Librarian Day](#)
- 16 [National Stress Awareness Day](#)
- 16 [National High Five Day](#) third Thursday
- 17 [Blah, Blah, Blah Day](#)
- 17 [National Cheeseball Day](#)
- 18 [International Juggler's Day](#) - also applies to multi tasking office workers
- 18 [Newspaper Columnists Day](#)
- 19 [National Garlic Day](#)
- 20 [Patriot's Day](#) - third Monday of the month
- 20 [Look Alike Day](#)
- 20 [Volunteer Recognition Day](#)
- 21 [Kindergarten Day](#)



- 21 [Patriot's Day](#)
- 22 [National Jelly Bean Day](#)
- 22 [Executive Admin's Day](#) - date varies, Also called Administrative Professional's Day
- 23 [Lover's Day](#)
- 23 [National Zucchini Bread Day](#) - they hold this at a time when you are not sick of all that zucchini.
- 23 [Take a Chance Day](#)
- 23 [World Laboratory Day](#)
- 24 [Pig in a Blanket Day](#)
- 25 [East meets West Day](#)
- 25 [World Penguin Day](#)
- 26 [Hug an Australian Day](#)
- 26 [National Pretzel Day](#)
- 26 [Richter Scale Day](#)

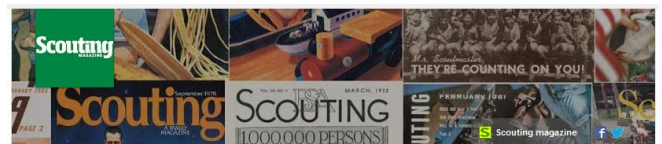


- 27 [Babe Ruth Day](#)
- 27 [National Prime Rib Day](#)
- 27 [Tell a Story Day](#)
- 28 [International Astronomy Day](#)
- 28 [Great Poetry Reading Day](#)
- 28 [Kiss Your Mate Day](#) - guys, do not forget this one. Kiss her, then read her some poetry.
- 29 [Greenery Day](#)
- 29 [National Shrimp Scampi Day](#)
- 30 [Hairstyle Appreciation Day](#)
- 30 [National Honesty Day](#)

## BSA SOCIAL NETWORKS



[BSA Facebook page](https://www.facebook.com/pages/Boy-Scouts-of-America/11344175297)  
<https://www.facebook.com/pages/Boy-Scouts-of-America/11344175297>



[Scouting magazine You Tube Channel](http://www.youtube.com/user/scoutingmag)  
<http://www.youtube.com/user/scoutingmag>

[They have lots of videos in their Cool Camp series. For example –](#)



Cool Camp: Citta Scout Reservation

Check it out at -

<https://www.youtube.com/watch?v=P5Kq-wtW1Vc>

### CUBCAST



March 2015 -  
Adopting the New  
Cub Scout Program

Time waits for no one and the new Cub Scout adventures program will be here soon it so CubCast wants to know – are you prepared? Probably not, because we received a lot of requests for an episode on how to transition into the new program. Join us as Ken King, Cub Scout Adventure Team Task Force member, enlightens us as to what you need to be doing right now to get ready

Listen Hear -  
[http://www.scouting.org/filestore/scoutcast/cubcast/201503\\_1/CC\\_MAR\\_Adopting\\_the\\_New\\_CS\\_Program.mp3](http://www.scouting.org/filestore/scoutcast/cubcast/201503_1/CC_MAR_Adopting_the_New_CS_Program.mp3)

This is GREAT Advice – Listen to everything he says!!! And then read

### SCOUTCAST



March 2015

### Incorporating STEM into Your Troop Meetings

Is your troop stuck in a rut, doing the same activities year after year? How about using pipe foam and duct tape to build a miniature roller coaster (and learning about kinetic energy) or making a catapult out of craft sticks and rubber bands and sending things flying through the air (while secretly measuring velocity and distance)? Ron Colletti of the Greater St. Louis Council shares the kits he prepares for incorporating Science, Technology, Engineering, and Math in your den and pack Meetings. Your Scouts will have a blast...literally!

Listen Hear -  
[http://www.scouting.org/filestore/scoutcast/resources/201503\\_1/SC\\_Mar\\_STEM\\_in\\_the\\_Troop.mp3](http://www.scouting.org/filestore/scoutcast/resources/201503_1/SC_Mar_STEM_in_the_Troop.mp3)

It is possible that by the time you get Baloo's Bugle and click the link, there may be a new Cubcast posted. Do not worry, all previous Cubcasts are available from the home page.

## Bryans Blog January 2015

BRYAN ON SCOUTING

A Blog for the BSA's Adult Leaders

CALENDAR OF NEW MERIT BADGES

CONTACT

VIDEO

ASK THE EXPERT

FORUMS

SCOUTING MAGAZINE

HOME

What's New

Scouts gather in Curaçao for the 15th Caribbean Jamboree

July 25, 2014 in International Scouting

"Bryan on Scouting" is the official blog of Scouting magazine, a Boy Scouts of America publication. Scouting magazine is published five times a year and is received by 1 million registered adult volunteers.

Bryan covers many topics every month. He keeps his Blog current and deals with the latest issues.

His articles this past month are listed below (Every title has a hyperlink). The articles in BLUE are of special interest for Cub Scout Leaders.

[Top 5 merit badges to help you when there are llamas on the loose](#)

February 27, 2015 // [22 Comments](#)

How can Scouts and Scouters be better prepared for the next time there are llamas on the loose? Start by checking out these five merit badges. \_

[Top 5 merit badge books to help you survive the zombie apocalypse](#)

February 27, 2015 // [53 Comments](#)

If the zombies come (or some might say when), Be Prepared by studying these five merit badge pamphlets. \_

[Signs, Signals and Codes merit badge requirements released](#)

February 26, 2015 // [45 Comments](#)

Today the Boy Scouts of America officially releases Signs, Signals and Codes merit badge, making it the 135th current merit

badge. \_

[2015 Silver Buffalo class to be announced in May](#)

February 25, 2015 // [8 Comments](#)

The 2015 Silver Buffalo class consists of 13 Scouting volunteers whose service to Scouting has earned them the BSA's highest honor for adults. \_

[Why isn't the World Crest pre-sewn on BSA uniform shirts?](#)

February 25, 2015 // [148 Comments](#)



The World Crest, that purple circle worn by Cub Scouts, Boy Scouts, Sea Scouts and Venturers, doesn't come pre-sewn on uniforms. Here's why.

[Venturer shares '5 Things Scouting Has Taught Me'](#)

February 24, 2015 // [25 Comments](#)

Lydia G., a 17-year-old Venturer, was asked what she has learned from being in Venturing. So she wrote them down in "5 Things Scouting Has Taught Me."

[Follow the OA's National Chief on Twitter for a first-person look at Report to the Nation](#)

February 23, 2015 // [2 Comments](#)

Keep in the loop with Report to the Nation by following @OANationalChief. You'll get a first-person account from Alex Call, Eagle Scout and Arrowman.

[Meet the 10 extraordinary young people delivering your 2014 Report to the Nation](#)

February 23, 2015 // [22 Comments](#)



The Boy Scouts of America's 2014 Report to the Nation delegates is made up of an impressive group of young men and women from across the country.

[Wood Badge Goes to College: Schools with critters for their nicknames](#)

February 20, 2015 // [60 Comments](#)

Wood Badge patrol spirit can't be explained; it must be experienced. So today let's have some fun with our critters in "Wood Badge Goes to College."

[Here's the number of Eagle Scouts per year from 1912 to 2014](#)

February 19, 2015 // [71 Comments](#)

There have been more than 2.3 million Eagle Scouts in history. Here's the number of Eagle Scouts per year, every year from from 1912 to 2014.

[Powerful musical tribute shows the lasting impact of a quality leader](#)

February 18, 2015 // [18 Comments](#)



"Doesn't Take Much Light" is a powerful song written by Dean Madonia about his real-life Scoutmaster. It's proof that one leader can have a profound impact.

[Council's women-only welding course is first of its kind](#)

February 18, 2015 // [47 Comments](#)



Last month, the Three Fires Council of St. Charles, Ill., hosted a first-of-its-kind "Women-Only Welding" event. It was a huge success.

### Master smartphone photography at the BSA's Visual Storytelling Workshop

February 17, 2015 // 8 Comments



Learn to take better smartphone photos and share them effectively at the BSA's Visual Storytelling Workshop, set for June 7 to 13 at Philmont.

**I took this. It is FUN-tastic CD**

### Remembering Gerald R. Ford, our only Eagle Scout president (so far)

February 16, 2015 // 16 Comments



On Presidents Day, let's remember Gerald R. Ford, our 38th president and, at least so far, our only Eagle Scout president.

### BSA to prohibit use of 15-passenger vans made before 2005

February 13, 2015 // 127 Comments

Effective Sept. 1, 2015, the use of 15-passenger vans manufactured before 2005 will no longer be allowed in connection with Scouting programs or activities.

### No crew? No problem with Philmont's individual programs

February 12, 2015 // 6 Comments

Philmont individual programs are perfect for a young man or young woman who wants to experience Philmont as an individual or with a smaller group.

### How many young men became Eagle Scouts in 2014?

February 12, 2015 // 78 Comments



How many Eagle Scouts in 2014? Exactly 51,820. That's 51,820 reasons to feel pretty good about the future of our country.

### Anyone can subscribe to Eagles' Call, the official magazine for Eagle Scouts — and Eagles-to-be

February 11, 2015 // 1 Comment



All active NESAs automatically receive Eagles' Call magazine as a perk of membership. What you might not know is that non-Eagles can subscribe.

### How would you handle a Scout who refuses to say the Pledge of Allegiance?

February 10, 2015 // 281 Comments



Scouts take an oath to do their duty to country, but how would you handle a Scout who refuses to say the Pledge of Allegiance?

### About the Arrowman Service Award, an OA patch you can wear on your sash

February 9, 2015 // 16 Comments

Youth and adult members of the Order of the Arrow are eligible to earn the Arrowman Service Award, a special patch authorized for wear on your OA sash.

### Deadline to register for 2015 World Scout Jamboree is March 31

February 6, 2015 // 17 Comments

There's still time — but only a little — to register for the 2015 World Scout Jamboree, held July 28 to Aug. 8 in Kirara-hama, Japan.

### Happy 105th Birthday, BSA! Here are five other interesting facts from 1910

February 6, 2015 // 4 Comments



Sunday, Feb. 8, is the 105th birthday of the Boy Scouts of America. To celebrate, check out five other cool facts from the BSA's birth year, 1910.

**Four ways to get Scouts excited to earn merit badges**

February 5, 2015 // 11 Comments

With 135 merit badges to choose from, selection isn't a problem. But motivating Scouts to earn merit badges sometimes can be.

**Four tips for more productive den and pack meetings**

February 5, 2015 // 5 Comments



In the February 2015 CubCast, the hosts discuss how to make den and pack meetings more productive.

**BSA immunizations: What's required, what's recommended**

February 4, 2015 // 36 Comments



What are the required BSA immunizations? Tetanus shots are a must for anyone attending programs or activities with an annual health and medical record.

**Does your troop wear Scout neckerchiefs?**

February 3, 2015 // 121 Comments

The Guide to Awards and Insignia says Boy Scout neckerchiefs are optional and that troops vote on whether to wear them. What does your troop do?

**Eagle Scout and Patriots lineman Jordan Devey is a Super Bowl champion**

February 2, 2015 // 2 Comments

Jordan Devey, Eagle Scout and offensive tackle for the New England Patriots, can add "Super Bowl champion" to his impressive list of life accomplishments.

**Share a photo of your Scout's Pinewood Derby car for chance at \$50 gift card**

February 2, 2015 // 6 Comments



Submit a photo of your Scout's car in the 2015 Cub Scouts Pinewood Derby Photo Contest for a chance to win a \$50 gift card to ScoutStuff.org.

**STEM Trek turns Philmont into the coolest science lab ever**

February 2, 2015 // 3 Comments

The STEM Trek blends Philmont's famous backcountry programs with STEM-focused activities sure to inspire, educate and entertain Scouts and Venturers.

<< 1 2 3

**Blog Contributors**

Bryan Wendell, an Eagle Scout, is senior editor of *Scouting* and *Eagles' Call* magazines.



Gretchen Sparling is associate editor of *Scouting* and *Eagles' Call* magazines.

**Get Email Updates**

To sign up to receive Bryan's Blog in your E-mail – Click the link that appears in every article. Bryan and Gretchen promise never to sell or otherwise exploit your email address. Join 6,162 other subscribers

## Training Topics

### Good Plans Make Strong Packs

*Bill Smith, the Roundtable Guy*

Packs are, or will be, planning their programs for the coming year. The new Cub Adventure materials will be in the Scout Shops by May 1, 2015. Council Calendars are available at Roundtables. Get them and use them. Get as many people as possible involved in the planning. Hold it on the day and time when most will attend. Consider a breakfast meeting or a weekend barbecue. Mail postcards, and phone or email everyone.

### Good Plans Make Strong Packs

Here are some things to consider in your planning.

- Keep your pack financially sound. Make sure you plan a budget at the same time. Ensure that you have a full financial team: your treasurer, money raising chair, pop-corn chair and Friends of Scouting representative. Encourage them to work as a team.
- Plan your roundup. You will need a roundup chair, and probably a new Tiger Den Leader or two. Who will check with the schools or church where you recruit to set the dates for school visits and roundup nights. Assign several people to attend the District Roundup Kickoff (usually in late August.) The more who attend, the better chances you will have to recruit the leaders you will need next fall.
- Plan a special event for every month. A visit, a party, a service project. These maintain excitement from month to month and take a load off den leaders. Assign one or more parents (**NOT den leaders**) to head up each event. A successful method is to allow parents to choose the month and event on a first-come-first-served basis. Their jobs are to arrange the details, set up any transportation needed, process tour permits and lead the event. These are once-a-year jobs that shouldn't overtax most parents, but are very important to the success of your pack's program.
- Don't let anyone leave until every boy has a parent doing something important for his pack. Every boy should have the chance to be proud of his mom or dad.
- Invent jobs if you have to. Announce (with appropriate fanfare) all the names at your next pack meeting and print your schedule - with names - in your pack newsletter, Facebook page or web site. If you don't have them, there is another job!

*Save a few jobs for the parents you will recruit in September.*

### Planning for Success

What does success mean? What will make your pack successful in the eyes of you and your fellow leaders. I surely can't tell you and neither can your Commissioner or your DE. Choosing your goals is totally up to you and your people.

What do you want for your pack this coming year? Do you want more advancement or more camping? Maybe it's better parent participation or more assistant leaders or Den Chiefs. Some packs may want exciting pack meetings or just more meaningful ceremonies. Others may want better retention or more Webelos going on to Boy Scouts. How about earning a Summertime Pack Award or earning Journey to Excellence - Gold Level? What will satisfy your gang?

Setting goals is important. If you all agree on where your pack is heading, it makes it a lot easier to get there.

### Planning to Reach Success

What will it take to reach these goals? Start with resources: people, Program helps, Cub Scout How-To Book, Council and Chartered Organization calendars, Guide to Safe Scouting and any other favorite tools.

Here are some of the questions asked at the *Root River District Roundtable in the Milwaukee County Council*:

- How do you develop & publish your annual plan?
- What kind of outings can a Pack/Den do?
- What are some resources for Den & Pack ceremonies?
- What kind of service projects are appropriate for the Pack?
- How can we encourage advancement?
- What are some methods for dealing with behavior problems?
- What type of activities are appropriate for Cub Scouts?

### Selecting Pack Leadership

How can we recruit adult leaders?

- Field Trips & Tour Permits
- Advancement & Ceremonies
- Religious Awards;
- Preventing Leader Burnout
- Cub Outdoor Activity Award;
- BALOO Training
- Blue & Gold Dinner

Do we need:

- Advancement Chair



- Secretary/Treasurer
- Rechartering Coordinator
- Special Events Coordinator
- Outings Coordinator

### Themes - How do they help?

Themes can make your pack and den programs easier and more fun. They can trigger ideas for ceremonies, skits, costumes, and activities. A theme provides structure and continuity for an entire month's program. A huge advantage of using the recommended themes is that you will find support in Scouting Magazine, Boy's Life, and your district Roundtable.

Remember themes are there to support your pack and den activities. If you feel that the theme is restricting the fun and excitement then that one isn't working for you. Choose themes with care. Not all themes work for all packs in all months nor in all parts of the country. When I visited a Roundtable in Florida, I was surprised to learn that planning good summertime programs involved more discussion of air-conditioned bowling alleys that good outdoor locations. They preferred to camp in January and I could hardly blame them. A good theme should excite the boys and stimulate lots of imaginative activities amongst the leaders. Don't be afraid to juggle the schedule to fit your weather, your boys and your community.

And not every activity has to be theme oriented. I am often disappointed by efforts to mess up a good fun Cub Scout song by rewriting the words to fit the current theme.

### Activities

Good packs have lots of special activities: Service projects, tours and visits, hikes, and campouts. What are the good nearby places? I enjoy surfing pack websites and I am continually amazed at the variety and quality of the pack activities I see in their pack calendars and photo galleries.

Remember for your new leaders – Fast Start training and Youth Protection training is available on-line -

### PACK ADMIN HELPS

Now let's take all that planning skill that Bill Smith taught us and begin

### Planning a Summer of Fun!

*Kommissioner Karl*

Although many consider Cub Scouts to be a 9 month program – the secret is that the most successful Pack programs usually have some type of summer program.

These can be loosely organized outings for the whole family. Or, you can continue your program of pack meetings and events in the summer as well. National recognizes this extra effort with the National Summertime Pack Award.

### The National Summertime Award

*This award is continuing with the new  
Cub Scout Adventure Program*



**Tiger      Wolf      Bear      Webelos**

Incentive for summer planning is the National Summertime Pack Award, an attractive, full-color certificate, and the National Summertime Pack Award streamer for the pack flag. These can be earned by packs that conduct three summer pack activities - one each month during June, July and August.

Dens with at least 50 percent of their members at the three summertime activities receive a den participation ribbon. Individual Cub Scouts who attend all three activities can be recognized by their pack with the National Summertime Award pin.

The Cubmaster or pack committee secretary should keep a record of all summer pack activities on the chart in the National Summertime Pack Award Planning Guide. Submit the application section of the record sheet for approval by the camping and activities or Cub Scout committee of the local council. Make arrangements for the den, pack and individual Cub Scout awards to be presented at an early fall pack meeting.

If your pack has not already planned some activities this summer, DO IT NOW! Go fishing or hiking in June, day camps and Webelos Resident Camp are in July, and have an ice cream social, family picnic or family camping overnight in August. Remember, you will need to promote and remind parents of your events to make sure they remember to attend!

Where to go – What to do?

Summer program is very important to northern climate areas. By not having an outdoor program for Cubs, you are missing out on the best three months of weather you get! Outings can be den, pack or family oriented. Here are just a few ideas:

- **Family Overnight campout** at an approved Cub Scout facility. These should have flush toilets for the convenience of younger boys and family

members less comfortable with camping. Be sure your destination is approved by calling the Council office and seeing if the facilities have been approved – per the Guide To Safe Scouting.

- **Amusement Parks** – almost everyone has an amusement or water park someone close. Call the park and see if they offer special discount to groups or scouts. Many have special days with very low rates just for scouts and their families.
- **Family Picnic** – a bring a dish, softball/volleyball/scavenger hunt can be great fun, with very little work. There are a number of facilities to go to in the area, including pavilions for sunny or wet days. Check with the park department to see if you reserve a pavilion – or if it is first come first serve. You may need to send someone there early to make sure you get your spot.
- **Day Hike and campfire** – have them brush up on all the skits you taught them from Roundtable and come out for a big campfire. Plan a short walking hike to areas of interest ahead of time. Many County and State parks (For you Ohioans - like Fort Laurens in Zoar, and the Towpath trail) are great places to take short hikes – before settling in for a campfire or picnic.
- **Parent-Son baseball game** – nothing caps off the baseball season like a parent- son baseball game. You can divide up the teams – with a parent going to one side and the son to other team. This usually keeps things calm for those that are overcompetitive. You can play parents against the boys (usually great fun) but Dads have to play opposite handed. They have to bat and throw with their non-dominant hand. It's ok to catch the ball with the dominant hand. If you have a Mom that was a state softball champion, you may have to have her bat opposite handed as well.
- **County and state parks** often have ample facilities for a pack, a great nature lodge, and fishing. Usually there is a great picnic area. Call your park for more information.
- **A pack fishing derby is enormous fun.** A few trophies is all it takes. Make sure to give out prizes for the biggest and most fish. Don't know how to do this? Find a local fishing derby and have your pack go and participate with everyone else in the community.

- **Derby Days** – hold a raingutter regatta, space derby – and second pinewood derby race – for no prizes. Have a Dad's division so they can build their own car and leave Jr.'s alone next year.
- **Look for District or Council summertime** events to take part in as a pack. Day camps, resident camps, Parent-Child campouts. These count toward your award, and make planning a whole lot easier.
- **Minor league Ball games** – Most minor league ball teams hold a scout night with a sleepover in the outfield. Check out your local team!! And the cost is usually very reasonable. The Wilmington Blue Rocks are about \$6 a ticket. Or if not a sleepover – catch a fireworks night!!

Program is only limited by your imagination. Take the time and add summertime program to your calendar. This is especially important if you are doing any kind of spring recruiting. You need a summertime program to remind the new parents and boys why they joined Scouting.

## ROUNDTABLES



### Have a Little Faith

*Beverly, Capitol Area Council*

This is a perfect month to highlight the Religious Emblems program. P.R.A.Y. has a great video that does not take a lot of time. If you have a Chaplain's Committee in your district, invite someone to come in and do the presentation. Or ask someone from the council Relationships Committee. Just make sure you give them a firm time limit and have something really active and fun planned for after they get done. We have also asked our chaplains to set up an exhibit in the hall so the folks could talk to them during our snack break.

This month's Core Value is perfect for the roundtable staff! We are constantly having our belief in our scouting job and ourselves tested –will anyone show up? Will the guy with the key be on time? Will the participants enjoy what we have planned for them? Will the staff be prepared? We have to believe the answer to all of these questions will be a

resounding “Yes!” and move forward. IF we don’t have faith in ourselves and our abilities, no one else will either.

**Promotion gets them there the first time.  
Good program gets them to return.**



## 2015-2016 Cub Scout Roundtable Planning Guides

Thanks to Dan Maxfield, Roundtable person on the National Commissioner's Staff, who coordinated the overall effort for Boy Scout RTs and Cub Scout RTs, and Meg Eacker who led the Cub Scout Roundtable Planning Guide Team, the 2015-2016 Roundtable Planning Guide is finished and accepted.

Not the there is no S in that last sentence. There will be one RT Planning Guide this year. It will have three sections –

- Common RT Items (e.g. Big Rocks)
- Boy Scout RT Agendas and Plans
- Cub Scout RT Agendas and Plans

Hard copies will be available at the National Annual Meeting and at the Philmont Training Center for those who are taking the Roundtable course.

That's a big **Heap How** for all those who helped on the team!!! I can’t wait to see the final product. For your RT Gathering Activity

### For your RT Gathering Time

#### Faith Bingo

*Commissioner Dave*

Give each person a Board. They are to go around and meet people. After meeting someone and learning their name, they are to ask them to sign a box. Each person can only sign one box!!! This is not a speed contest; there should be discussion and introduction before signing!! Here is a sample board-boxes may be changed to suit your group

EARNED A RELIGIOUS AWARD AS A YOUTH	SERVES AS AN USHER IN CHURCH	HAS BEEN ON A MISSION TRIP A TO HELP OTHERS	VOLUNTEERS WITH A GROUP AT CHURCH	ATTENDED A CHURCH CAMP AS A YOUTH
READ FROM THE BIBLE OR OTHER RELIGIOUS BOOK THIS WEEK	EARNED RELIGIOUS AWARDS AT SEVERAL LEVELS OF SCOUTING AS A YOUTH	IS AN OFFICER IN YOUR CHURCH	KNOWS PRAYER IS POWERFUL	HAS MENTORED A SCOUT ON HIS RELIGIOUS AWARD
HAS HELPED AT A VBS OR CHURCH CAMP	HAS THANKED GOD FOR THE BEAUTY OF THE EARTH	FREE !!!  SIGN YOUR NAME	HAS ATTENDED A SCOUT SERVICE WHILE CAMPING	HAS BROUGHT A VISITOR TO CHURCH
HAS TOURED A CHURCH OR SANCTUARY	HAS BEEN A CHAPLAIN OR CHAPLAIN'S AIDE FOR A UNIT	KNOWS AT LEAST ONE TIME GOD HELPED SOLVE A PROBLEM	WAS PRESENTED THE ADULT RELIGIOUS RECOGNITION OF YOUR FAITH	HAS TRAVELED TO A SACRED PLACE IN ANOTHER COUNTRY
SAYS GRACE AT MEALS	HAS TAUGHT SUNDAY SCHOOL OR OTHER YOUTH CLASS	FAMILY PRAYS TOGETHER	WENT TO CHURCH LAST SUNDAY	THANKS GOD WHEN THINGS GO WELL

Be sure to enlarge the BINGO Board to fill a sheet of paper and put some directions on the sheet, too.

### Emblems of Faith Puzzles

*Commissioner Dave*

**Materials:** Pictures of Religious Awards printed on card stock or pasted to thin cardboard..

- ✓ Cut the pictures into puzzle pieces - 4 or 6 per card.
- ✓ Give each participant a piece of a puzzle.
- ✓ Have them try and complete the puzzle by talking with others and finding the others pieces.
- ✓ During Icebreaker have them show the completed puzzle and read the back. *(Have tape available)*

### Search for Faith

*Alice, Golden Empire Council*

Words in this search all pertain to Faith – words may be in any direction.

```

D O G O H D M O F F Z C P A
N P N W B H B R C B S E L F
N O V L Z P I S O S C R U W
U E I Y U E I P N W Z T D V
S C J G N J J R F Q L A H B
Q N J D I Q F O I V F I S P
B A S L E L Z O D F H N V R
Y I E L V P E F E H U T T I
E L K B O F O R N H K R F N
R E N E R Y Y H C X U Z A C
U R V L N F A Z E S G L C I
S B V I W B B L T O U S M P
Z G C E R O K N T O L P X L
F H P F O L W O U Y R Z R E
    
```

**Here are the words:**

- |         |            |          |
|---------|------------|----------|
| Belief  | Principle  | Certain  |
| Proof   | Confidence | Reliance |
| Friends | Religion   | God      |
| Self    | Hope       | Sure     |
| Loyalty | Trust      |          |

## SONGS

### Cub Scout Garden

Commissioner Dave

Tune: She'll Be Coming Round the Mountain.

*It is Spring time and planting gardens is appropriate. This ties in faith with the season. I wrote this one a few years ago. It has many more verses. (Too many for Cub Scout attention spans!!)*


**Be sure to create some really good motions for the verses!**

We will plant our Cub Scout Garden in the spring  
 We will plant our Cub Scout Garden in the spring  
 We will plant our Cub Scout Garden  
 We will plant our Cub Scout Garden  
 We will plant our Cub Scout Garden in the spring  
 We will pray to God to watch our crop each day  
 We will pray to God to watch our crop each day  
 We will pray to God to watch  
 We will pray to God to watch  
 We will pray to God to watch our crop each day  
 We will reap our harvest early in the fall  
 We will reap our harvest early in the fall  
 We will reap our harvest early  
 We will reap our harvest early  
 We will reap our harvest early in the fall  
 Then we'll Thank God for his help with our garden  
 Then we'll Thank God for his help with our garden  
 Then we'll Thank God for his help  
 Then we'll Thank God for his help  
 Then we'll Thank God for his help with our garden

### Trees

by: Joyce Kilmer (1886-1918)

**I**THINK that I shall never see  
 A poem lovely as a tree.  
 A tree whose hungry mouth is prest  
 Against the earth's sweet flowing breast;  
 A tree that looks at God all day,  
 And lifts her leafy arms to pray;  
 A tree that may in Summer wear  
 A nest of robins in her hair;  
 Upon whose bosom snow has lain;  
 Who intimately lives with rain.  
 Poems are made by fools like me,  
 But only God can make a tree.



### Alfred Joyce Kilmer

(1886-1918), the noted American poet killed in action during World War I, was born in New Brunswick, New Jersey, on 6 December 1886.

Educated first at Rutgers College in 1904 and then at Columbia University, Kilmer worked from 1909-12 - after a brief stint as a salesman - for Funk and Wagnall, helping to edit their *Standard Dictionary*.

Although Kilmer exhibited early signs of radicalism and was indeed something of a socialist, he nevertheless retained a deep religious sense throughout his life. A one-time Literary Editor of *The Churchman* newspaper, an Anglican journal, Kilmer himself converted to Catholicism in 1913.

In June 1908 Kilmer married Aline; they had five children. In 1911 Kilmer's first volume of poetry, entitled *A Summer of Love*, was published to acclaim. In 1913 he joined *The New York Times*, also writing for *The Nation* and *The New York Times Sunday Magazine*. The fame his writings brought him earned him an entry in *Who's Who*.

Although married and with children Kilmer volunteered for service in 1917 following [America's entry into World War I](#). Enlisting as a private with the 7th Regiment, National Guard in New York, he sought and received a transfer shortly afterwards to 165th Infantry (part of the famed Rainbow Division).

While in training at Camp Mills Kilmer was appointed Senior Regimental Statistician and, once on the Western Front in France, he earned promotion to Sergeant and was posted to the Regimental Intelligence Staff as an observer. In this post he would spend many dangerous nights out in [No Man's Land](#) gathering tactical information.

It was while out scouting for enemy [machine guns](#) near Ourcq that Kilmer was shot through the brain on 30 July 1918. He was aged 31. He was posthumously awarded the French [Croix de Guerre](#).

Kilmer's best-known poem today is *Trees* (reproduced below), written in 1913. In it he demonstrated his deeply-held affinity for nature and for God. Although he intended to write a book based on his experiences on the Western Front his early death

denied him the opportunity; he nevertheless wrote numerous war poems, one of which is *Prayer of a Soldier in France*

And my favorite Trivia Question while transporting Scouts on the NJ Turnpike and we get to the Joyce Kilmer Rest Stop is, "Who was Joyce Kilmer?" I invariably get, "I don't know who **she** was." To which I reply, "You are wrong already!!" CD

**Core Value for April Faith**



**Faith:** Having inner strength and confidence based on our trust in God.

"Faith is taking the first step even when you don't see the whole staircase." - Martin Luther King, Jr.

The core value of Faith dovetails nicely with the Boy Scout Law, "A Scout is reverent." All Scouts show this by being faithful in their duty to God.

Of course, one way to work Faith into your program is to have your scouts work on the religious emblem for his faith. The US Scouting Service Project has a wonderful website with information on all emblems.



from: <http://usscouts.org/advance/cubscout/religious.asp>

**NOTE:**

The Religious awards are awards of the various denominations, they are NOT Scouting awards. A boy should be able to find a counselor for his faith at his church. If his particular local church does not have anyone who is knowledgeable about the awards, then either someone from your pack could help someone in the boy's church learn about the award or your local Council can help find a counselor or someone to help the local church.

Webelos Badge, requirement #8 is on Faith.

Pack 3371 in Lafayette, IN has a very good worksheet on its website on this requirement.

[http://www.pack3371.com/Dens/Webelos/dm8\\_webelos\\_8.pdf](http://www.pack3371.com/Dens/Webelos/dm8_webelos_8.pdf)

**Teachable Moments**

- ★ Consider taking a field trip to an historic place of worship. Visit an early church or mission and learn about the history and faith of people who lived in your area earlier.
- ★ As you work on Sportsman or other badges, belt loops or pins, Remind boys that their physical abilities are a gift and reinforce that they should be thankful for these gifts.

**CUBMASTER'S CORNER**

*Pamela, North Florida Council*



**Hello Cub Masters!**

It's April and there are probably a hundred ideas you have for the upcoming months. Remember 3 things: **PWP**. PWP stands for: **Plan with** your committee, **Work as a team**, and (this is a big one... because we want EVERYONE there) **Publish the plans early** so everyone can join in! Events are not secrets or things we spring on parents the month before. The more the merrier and the sooner the faster you can find helpers for all your committees.

There are plenty of resources from your district (like Roundtable), council, *Baloo's Bugle*, and published helps from the BSA for any idea you have. You do not have to reinvent the wheel. (You might tweak the ideas to your needs

but you don't have to invent it!) Do not forget: you are just the Master of Ceremonies. Don't hog the stage but introduce the dens to do their parts and keep your Cub Master Minute to one minute (that's why it's called: Cub Master Minute and not a Cub Master Couple of Minute and stay on the stage till everyone falls asleep). Those announcements (if any) should stay short to no longer than 2 or 3 minutes. Things like signups for day camp or training dates should be in your Monthly Pack News Letters or at information table near your Check In table near the door for all to sign in near the entrance. (Yes, you're supposed to have people sign in and give any new information like new emails or change of phone numbers when they check in at every Pack meeting.)

April is a great month to finalize those Tiger Cub Round Up plans and confirmation with your committee for May. This is a great way to get the Tigers in early, signed up for day camp, and involved with the monthly summer time pack events. Publish all your summer events in your April and May Newsletter so parents can plan! Encourage and remind all your Scouts to work towards the Summer Time Awards it will keep them active and excited about Scouting and encourage their friends to join in! To help your units grow use the Recruiting Patches and perhaps an award for the most recruits per den for the summer time! A certificate to somewhere and a simple wooden plaque with their name on it for most recruits bring a smile to any boys face and helps the "Pack Grow"!

One more award they all (including your leaders) can earn is the Religious Award. This award is for every branch of faith and there are booklets out there. You can order the booklets through your Scout Shop or [www.scoutstuff.org](http://www.scoutstuff.org). Religious awards programs are uniquely designed to build assets in youth and your adult leaders. Of course, the primary goal of religious awards is to help children grow stronger in faith, but a secondary goal is to help families and faith communities build positive assets in children. When young people work alongside counselors, mentors, and religious leaders, and when parents are encouraged to share their faith with their children, the religious awards programs help provide support mechanisms in their lives.

## Religious Emblems

[www.USScouts.org](http://www.USScouts.org)



"A Scout is Reverent." All Scouts show this by being faithful in their duty to God. Some go further and give special service. This can qualify them for a religious emblem. Such an emblem is not a Scouting award. It is conferred on a Scout by his religious leader. Each faith has its own requirements for earning its emblem. Listed below are the BOY SCOUT and VARSITY SCOUT emblems and where to find out about

them. Before writing or visiting your local council service center, check with your religious leader.

(Unless indicated otherwise below, awards listed may be earned by both Boy Scouts and Varsity Scouts.) Older Boy Scouts of Varsity Scout age (over 14), Venturers, and Sea Scouts (and in some cases, Explorers) are eligible for any awards that Varsity Scouts may earn.

Most of these groups also offer religious emblems for younger youth in the various Cub Scout Programs. For information on the awards available to Tiger Cubs, Cub Scouts, and/or Webelos Scouts. [Click Here](#) or go to <http://usscouts.org/advance/cubscout/religious.asp>.

Most of the awards consist of bar pins, ribbons, and pendants, and are worn on the uniform above the left pocket on formal occasions. In addition, the Religious Emblem Square knot, shown at the top of this page, may be worn on the uniform over the left pocket by youth or adults who earned any of the religious awards. One or more miniature devices are affixed to the knot to indicate which level(s) of the award was earned. For more information on the Youth Religious Emblem square knot patch go to

<http://usscouts.org/advance/cubscout/religious.asp#Chart> or <http://www.scouting.org/scoutsource/Awards/ReligiousAward/chart.aspx>. For information on the devices which are attached to the knot, [Click Here](#) or go to <http://usscouts.org/awards/devices.asp>.

## FAQs about Religious Emblems

[www.scouting.org](http://www.scouting.org)

### What are the religious emblems programs?

The religious emblems programs are programs created by the various religious groups to encourage youth to grow stronger in their faith. The religious groups—not the Boy Scouts of America—have created the religious emblems programs themselves. The Boy Scouts of America has approved of these programs and allows the recognition to be worn on the official uniform, but each religious organization develops and administers its own program.

### I have a unit with children of all different faiths. How can I include the religious emblems programs for my unit?

The religious emblems programs should be presented to youth members and their families as an optional program for them to complete through their religious organization. Religious instruction should always come from the religious organization, not from the unit leader. Parents need to be informed of these programs and told where to get the information for their particular faith. Interested in making a presentation on the religious awards? Find sample scripts at [www.praypub.org](http://www.praypub.org).

### Do boys and girls participate in the same program?

It depends on the religion. Some religions have created programs that are used by both boys and girls. Other religions have created programs for members of separate youth agencies (i.e., Boy Scouts of America, Girl Scouts of the U.S.A., and Camp Fire Boys and Girls). Please check the specific eligibility requirements for each religious emblems program.

**Do the youth have to belong to a religious institution?**

It depends on the religion. Please check the eligibility requirements for your particular religious program.

**Why doesn't my religious institution know about the religious emblems programs?**

Although the religious bodies at the national level created the religious emblems programs, the local religious institution may not be aware of these programs. It may be helpful to write for more information or even obtain a copy of the curriculum to give to your religious leader.

**If the religious emblems program for my faith has more than one level (for the different grade levels), may my child earn all of these recognitions?**

Yes. Members can earn all levels of their religious emblems program. However, they must be in the appropriate program guidelines when they start and complete each level (they may not go backward and earn younger programs).

**How is the emblem presented?**

The emblem should be presented in a meaningful ceremony, preferably in the youth member's religious institution. Some emblems come with a sample presentation ceremony.

**How long does it take to complete a program?**

It depends on the program. Some programs may take three or four months, others longer.

**Where is the emblem worn on the uniform?**

The universal religious square knot is worn over the left shirt pocket of the Scout uniform. The medallion is pinned over the square knot for full uniform occasions.

**How do we get started on these programs?**

- 1st** Youth members must obtain the specific booklet for their religion. This booklet will contain information on all the lessons and service projects that they will need to complete. Each member needs to have his or her own booklet to document progress. Some religions also provide adult manuals for counselors and mentors. Check with your local council to see if it stocks these booklets in its store, or contact the religious organization directly (addresses and phone numbers are provided at <http://www.scouting.org/scoutsource/Awards/ReligiousAwards/~link.aspx?id=9D5FA10AEB254061A248D13D459424FE&z=z>).
- 2nd** Parents must review the specific guidelines for their particular program; age/grade requirements vary from program to program. Some programs require that the youth be an official "member" of the local religious institution, others may not. Each program determines who may serve as counselor (some require clergy, others allow parents or other family members). Be sure to look at specific eligibility guidelines!
- 3rd** Families should talk to their religious leaders and show them the booklet before beginning any program. Most of the religious emblems programs require that they be completed under the auspices of that religious organization, and many require the signature of the

local religious leader. Again, check the specific eligibility requirements for your religious program.

- 4th** The member needs to complete the requirements, obtain the proper signatures, and follow the instructions to order the emblem/award. (These emblems are not available in your local council.) The emblem can be presented at any time of the year and should be presented in a meaningful ceremony, preferably in the member's religious institution.

**Who may serve as counselor?**

It depends on the program. Some programs require clergy to serve as counselor, others allow a parent or family member. Please check the specific guidelines for your religious program.

**How do I order the recognition items?**

Each religious program has its own emblem. Follow the instructions in your recognition guidelines because the emblems come from different places and require submission of different information. These emblems will not be available in your local council!

**What is the adult religious recognition program?**

An adult religious recognition award is presented by nomination only. The recognition is presented to worthy adults for their outstanding service to youth both through their religious institution and one of the national youth agencies. Recipients of these awards are unaware that they are being nominated. They are nominated to receive an award by submitting the required application, letters of recommendation, and resume. Please check eligibility requirements for specific awards.

**Which religious emblem square knot should I wear?**

Cloth, silver knot on purple, No. 05007, may be worn by youth or adult members who earned the knot as a youth, above left pocket.



Cloth, purple on silver, No. 05014, may be worn by adult members presented with the adult recognition of a faith, above the left pocket. Adults may wear both knots if they satisfy qualifying criteria. (See the *Insignia Guide*, No. 33066D.)

**NOTE: - Since the programs are similar or the same (as in the case of the PRAY Awards) for girls and boys in Boy Scouting, 4H, Girl Scouting, Campfire, etc., a female Venturer or Adult Leader who earned her religious award as a youth may wear the purple square knot on her uniform even though it was not earned as a member of the BSA. (My daughter Darby in New Mexico does this!!)**

**Per Mike Walton of [www.USScouts.org](http://www.USScouts.org), this applies to BOTH MALES AND FEMALES, youth and adult. If you earned a youth religious emblem as a youth member, whether or not it was earned or received as a BSA member does not matter. The youth religious emblem square knot represents ANY AWARD which youth members earned or received -- period.**

*So yes, a Girl Scout, 4Her, or Royal Ranger/Missionette who earned a youth religious emblem in those programs and then either becomes an adult or youth member of the BSA (to include Venturing/Sea Scouting) may wear that emblem formally with the BSA's field uniforms; and informally wear the square knot insignia on the uniform shirt.*

*Mike says he has been told when the next edition of the Uniform Guide for 2012 is printed, there will be text explaining this on the page which shows all of the various youth religious emblems.CD*

**Knot of the Month**  
**Adult Religious Recognitions**

*Baloo's Archives*



**What is the adult religious recognition program?**

An adult religious recognition award is presented by nomination only. The recognition is presented to worthy adults for their outstanding service to youth both through their religious institution and one of the national youth agencies. Recipients of these awards are sometimes unaware that they are being nominated. They are nominated to receive an award by submitting the required application, letters of recommendation, and resume. Please check eligibility requirements for specific awards. Self and spousal nominations are usually not allowed.

Essentially every denomination that has Youth Awards has at least one Adult Award. I chose to feature this square knot because on Scout Sunday this year, I was awarded the Churches of Christ **Faithful Servant** award (seen above). There is a minimum ten year tenure requirement for nomination. The recipient may wear the Adult Religious Emblem Square Knot. We, also, have the **Loving Servant** and **Joyful Servant** awards for Cub Scout aged boys (and girls). Almost every denomination has a religious award available for its members. The requirements vary from denomination to denomination. There is a fairly comprehensive list available online.

For complete listings of Adult Religious Recognitions for BSA Leaders go to National's site at <http://www.scouting.org/scoutsource/Awards/ReligiousAward.s.aspx>

or US Scouts site at

<http://www.usscouts.org/awards/religadult.asp>

Many of these awards are coordinated by P.R.A.Y. Check their website for info, too [www.praypub.org](http://www.praypub.org)

The purple square knot on a silver background is worn by those whom have received a religious award as an adult member of the BSA. The awards are not BSA awards and are presented by religious organizations for long tenure of service to Scouting, the religion, and the community. With one exception all of these awards require a nomination. Self-nomination is not allowed.

Only one Adult Religious Award square knot is worn regardless of how many awards have been received. It is possible, for example, to receive two or three levels of awards in some faiths or to receive awards from more than one faith.

*So, if you know someone who is deserving of receiving the Adult Award from his faith – check it out and begin the nomination process.*

**GATHERING ACTIVITIES**

*Note on Word Searches, Word Games, Mazes and such – In order to make these items fit in the two column format of Baloo's Bugle they are shrunk to a width of about 3 inches. Your Cubs probably need bigger pictures. You can get these by copying and pasting the picture from the Word version or clipping the picture in the Adobe (.pdf) version and then enlarging to page width. CD*

**Show "Faith in Action" - Have every boy share some ways in which he demonstrates his personal faith** – You could use photos of boys doing a service project, or write out stories of how a boy and/ his family have helped friends or neighbors, or how a boy serves in his own church.

**Have a collection of "tree cookies" and various craft supplies** – let everyone make a tie slide by adding a pvc length or other backing. Non-cubs could make a pin to wear, using a jewelry backing and decorating with googly eyes, markers, etc.

**Give everyone a piece of paper and pencil and challenge them to name ways wood is used.** Also check out the graphic, tree-shaped list (on the last page of Baloo's Bugle) from <http://www.idahoforests.org/arborday.htm> – you might want to enlarge it, then cover it with green paper - till you're ready to check everyone's list of uses. This could be an individual, den or family competition.

**Search for Faith**

Words in this search all pertain to Faith – words may be in any direction.

D O G O H D M O F F Z C P A  
N P N W B H B R C B S E L F  
N O V L Z P I S O S C R U W  
U E I Y U E I P N W Z T D V  
S C J G N J J R F Q L A H B



Q N J D I Q F O I V F I S P  
 B A S L E L Z O D F H N V R  
 Y I E L V P E F E H U T T I  
 E L K B O F O R N H K R F N  
 R E N E R Y Y H C X U Z A C  
 U R V L N F A Z E S G L C I  
 S B V I W B B L T O U S M P  
 Z G C E R O K N T O L P X L  
 F H P F O L W O U Y R Z R E

Belief	Principle
Certain	Proof
Confidence	Reliance
Friends	Religion
God	Self
Hope	Sure
Loyalty	Trust

**Post a wall of Gratitude** – as people arrive at the pack meeting, give them a slip of paper to write down at least one thing they are thankful for. Post on the Wall of Gratitude.

**Faith Bingo**

*Commissioner Dave*

Give each person a Board. They are to go around and meet people. After meeting someone and learning their name, they are to ask them to sign a box. Each person can only sign one box!!! This is not a speed contest; there should be discussion and introduction before signing!! Here is a sample board-boxes may be changed to suit your group

EARNED A RELIGIOUS AWARD AS A YOUTH	SERVES AS AN USHER IN CHURCH	HAS BEEN ON A MISSION TRIP A TO HELP OTHERS	VOLUNTEERS WITH A GROUP AT CHURCH	ATTENDED A CHURCH CAMP AS A YOUTH
READ FROM THE BIBLE OR OTHER RELIGIOUS BOOK THIS WEEK	EARNED RELIGIOUS AWARDS AT SEVERAL LEVELS OF SCOUTING AS A YOUTH	IS AN OFFICER IN YOUR CHURCH	KNOWS PRAYER IS POWERFUL	HAS MENTORED A SCOUT ON HIS RELIGIOUS AWARD
HAS HELPED AT A YBS OR CHURCH CAMP	HAS THANKED GOD FOR THE BEAUTY OF THE EARTH	FREE !!!!  SIGN YOUR NAME	HAS ATTENDED A SCOUT SERVICE WHILE CAMPING	HAS BROUGHT A VISITOR TO CHURCH
HAS TOURED A CHURCH OR SANCTUARY	HAS BEEN A CHAPLAIN OR CHAPLAIN'S AIDE FOR A UNIT	KNOWS AT LEAST ONE TIME GOD HELPED SOLVE A PROBLEM	WAS PRESENTED THE ADULT RELIGIOUS RECOGNITION OF YOUR FAITH	HAS TRAVELED TO A SACRED PLACE IN ANOTHER COUNTRY
SAYS GRACE AT MEALS	HAS TAUGHT SUNDAY SCHOOL OR OTHER YOUTH CLASS	FAMILY PRAYS TOGETHER	WENT TO CHURCH LAST SUNDAY	THANKS GOD WHEN THINGS GO WELL

Be sure to enlarge the BINGO Board to fill a sheet of paper and put some directions on the sheet, too.

**Emblems of Faith Puzzles**

*Commissioner Dave*

**Materials:** Pictures of Religious Awards printed on card stock or pasted to thin cardboard..

- ✓ Cut the pictures into puzzle pieces - 4 or 6 per card.

- ✓ Give the boys puzzle pieces as they arrive.
- ✓ Have them try and complete the puzzle by talking with others and finding the others pieces.
- ✓ During Icebreaker have them show the completed puzzle and read the back. *(Have tape available)*

**Please let me know about Pow Wow's and Pow Wow Books!!**  
**I cannot do this job without your help!!!**

**OPENING CEREMONIES**

**Where Faith is Found Opening**

*Alice, Golden Empire Council*

**Materials:** Have each boy make a sign to hold with the letter he has been assigned. Alternately, you can simply download images or make letter signs. Write each boy's part on the back of the sign in large letters.

**Narrator:** This month we have been learning all about Faith – see if you recognize these examples of where Faith is Found.



**Cub #1:** *(holding up letter or posting on the wall)* Follow the example of your religious leaders, your grandparents, or others who have great faith – it will help you find your own Faith.



**Cub #2:** *(holding up letter or posting on the wall)* Always look for examples of faith as you enjoy the outdoors – like the breeze, faith cannot be seen – but you can feel its presence.



**Cub #3:** *(holding up letter or posting on the wall)* If you want to have faith, learn to serve others – without complaining.



**Cub #4:** *(holding up letter or posting on the wall)* Trust in your God, your Country and Yourself – And always be a person that can BE trusted if you want to find Faith.



**Cub #5:** *(holding up letter or posting on the wall)* How you ACT will show what you really believe.

*(All boys return and hold up their letters)*

**All: SHOW YOUR FAITH!**

**Narrator:** As you can see, the boys have learned some important ways to really SHOW their faith. And we'd like you to join us in Showing how we feel about our Country – where every person can follow their own faith, and worship as they please.....

*(Lead into the Flag Ceremony)*

**Cub Scouts Are Thankful Opening**

*Alice, Golden Empire Council*

Before the meeting, each boy draws a picture, cuts out images from magazines, or uses online images to make a small poster of things he is thankful for.

**Narrator:** You can't have Faith if you aren't grateful for what you have. Let's see what the boys are grateful for.

**Boys hold up or post their picture one and a time and say "I'm thankful for....."**

**Narrator:** So you can see that our Cub Scouts Are Grateful – and there's one more thing we are grateful for – to live in a free land where we can worship as we please.

Let's prepare to honor our flag, the symbol of our freedoms. (Lead into the Flag Ceremony)

### The Cub Scouts are Coming

*Pamela North Florida Council*

One Cub Scout at a time trots urgently from the back of the room to the front shouting: "The Cub Scouts are coming! The Cub Scouts are coming!!"

Then two boys enter, carrying the United States Flag.

**Cub Scout 1:** "All rise! Color Guard Advance!" *Scouts approach front.* "Salute!"

**Cub Scout 2:** "Please join us in the Pledge of Allegiance!" *and lead the pledge.*

**Cub Scout 3:** "Color Guard post the colors." (*Cubs place flags in stands*) "2" (*This is the signal to stop saluting; hands lowered from salute*) "Color Guard dismissed." *Scouts can march to the back or be seated.*

### Give Thanks

*Pamela North Florida Council*

**Set Up:** Have 10 Scouts with signs each with one of the letters from **G I V E T H A N K S** on front. On the back of the same paper write out speaking parts in Large Print.

**Cub # 1:** **G** is for the Glorious spring that offers hope to all.

**Cub # 2:** **I** is for the Importance our faith is to us one and all:

**Cub # 3:** **V** is for the Valiant people who saw hope in creating our country.

**Cub # 4:** **E** is for the Endless love of God.

**Cub # 5:** **T** is for the Trust we give to those who care for us.

**Cub # 6:** **H** is for our Homes to always be filled with love.

**Cub # 7:** **A** is for the Awe we have in Gods creations all around us.

**Cub # 8:** **N** is for Nature that God shares with us.

**Cub # 9:** **K** is for the Kindness for family and friends.

**Cub # 10:** **S** is for the Spirit that kept us strong and with eternal faith in God.

**All:** Tonight we give thanks to God above, for His guidance and his never-ending love. Please rise and join us in the Pledge of Allegiance.

## AUDIENCE PARTICIPATIONS & STORIES



### Make a Pretzel of Faith Tie Slide

*Alice, Golden Empire Council*

Prayer is an important part of faith – and here's an interesting way to "wear" your faith on your neckerchief – make a pretzel

tie slide!

Really simple – just mount a "perfect" pretzel on a piece of fun foam, or cardboard, or heavy duty paper. Background can be any color. Add a backing.

Be prepared to explain what the pretzel really means. Here's the story:

A few weeks before Christmas in 610 AD, Brother Bachman was kneading bread dough while he watched the village children play in the snow. "Too bad they aren't as interested in their prayers," he thought to himself.

"If only there was some way to get them back to saying their prayers and coming to church," he said to himself. As he was finishing up the last loaves of bread, Brother Bachman was suddenly struck with a most original idea. He thoughtfully gathered up the leftover dough and began to form pencil-like strips, which he then twisted into a shape that looked like a child's arms folded in prayer. "Ah! A Pretiola!" he declared, which in Latin meant little reward.

He opened the bakery window and called out to the children. "Come in, come in say your prayers, and I will give you a Pretiola!" It didn't take much convincing. Soon each child had learned a prayer and proudly received a "little reward." Rushing home, the children excitedly told their parents. Word of Brother Bachman's idea soon spread through the village, and children and parents alike visited the chapel to receive a Pretiola.

The Christmas Prayer Service that year was especially festive and bright. The church was filled with families once again. And as the cheerful voices rose in prayer and song together, Brother Bachman smiled joyfully and thanked the Lord for little rewards.

The Pretiola soon found its way into Germany and Austria. It became a symbol of excellence used to reward worthy accomplishments as the church and youth programs flourished.

Through the centuries, Pretiola became known as "Pretzel" as we know it today. If you make a Pretzel Tie Slide, you can tell the story, too!

## LEADER RECOGNITION & INSTALLATION

Leader Appreciation Ceremony

*Margo, Frontier Council*

MATERIALS: 4 Candles

Scouting is made up of many things, people, and ideas. Tonight we are going to take a few minutes to reflect on some of the more pertinent aspects of Scouting.

First - Scouting is a program. As depicted by our first candle it is a program dedicated to the development of character, citizenship, and the mental and physical fitness of our youth.

Second - Scouting is for the youth of our community. Young men who expect to learn, gain recognition by advancement, but most of all they expect to have fun with others of their own age.

Third - Scouting is the parents of our Scouts. For without parents taking an interest in the activities of their sons, taking them to meetings, and fulfilling their part of the Scouting program, we could not have Scouts.

But, as you can see, this leaves one lone candle. This candle represents the Leaders of Scouting. As I call your name would you please come forward.

Leaders, I light this candle for you, for you have been a faithful leader to us and we want you to know that your work, dedication, and tireless effort has been gratefully appreciated. For without your leadership as well as the leadership of all Cub Scout leaders. The first three candles - program - youth - and parents would be meaningless. Thank you!

*I dug the following out of some of my old Baltimore Area Council Pow Wow books. When I wrote those books, I put a blanket acknowledgement in listing all the Councils' Pow Wow books that I used for "research." If you recognize something as yours and would like credit, please let me know. Dave has my e-mail address. -Pat*

### 10 Commandments of Ceremonies

1. Thou shalt have one every month
2. Thou shalt Keep It Simple, Make It Fun (KISMIF)
3. Thou shalt not repeat a ceremony, no matter how many adults want to (or how good you look in an Indian headdress)
4. Thou shalt not ask Cub Scouts (or adults) to memorize or read a lot of big words
5. Thou shalt be heard and seen by all
6. Thou shalt include both child and his parent
7. Thou shalt not forget Webelos Activity Badges (pins), to make them important also
8. Thou shalt follow the Core Value or monthly theme
9. Thou shalt understand the Cub Scout advancement and how important it is to the boys
10. Thou shalt use thy brain to come up with new ideas

### Quickie Thank-You's

1. Role of Lifesavers - You're a life saver
2. Band-Aid glued to a board - Rescue Award

3. Quarter glued to a board - Always prepared Award
4. Magic Hat - For Pulling Things out of your hat when needed.
5. Clothespin with wings and yellow stripes - Queen Bee Award (for female Cubmaster)
6. Toothpicks - You were picked for the Job Award.
7. Pick up Sticks - You Pick Up Our Spirits
8. Old Boot - Don't get off on the Wrong Foot Award
9. Blown up bag - It's in the Bag Award
10. Picture of Dog - Hotdog of Service
11. Kite - you're a high flyer
12. Plastic Baseball painted silver and on a chain, or ribbon - You're Really on the Ball
13. Railroad Track - You are on the Right Track
14. Face with a Hole for the Mouth - Loud Mouth Award
15. Silver Star - Super Star Award
16. Painted Rock - You're our Solid Rock
17. Purple Heart - The Purple Heart Award
18. Big Sucker - You got Suckered into this Award
19. Spark Plug - You're the Spark That Keeps us Going
20. 'Head of Lettuce - Head of the Pack.
21. Roll of Toilet Paper - You're on a roll
22. Ice Cream Cone or Instant Coffee Creamer - You're the Cream of the Crop
23. Banana - You're the Top Banana Award
24. Telephone glued to an Ear - You Talked Our Ear Off Award
25. Fan - You're our Biggest Fan
26. Paper Plate painted Blue - Blue Plate Special
27. Package of Yeast - You Rise Above all the Rest.'
28. Puzzle - For Your Help in Putting it all Together. 4
29. Fire Log - You Helped Turn our Flame into a Raging Fire.
30. Rubber Glove stuffed with cotton, painted Silver and glued to a board - The Helping Hand Award.
31. Legg's panty hose egg, painted silver then screwed onto a block of wood - Good Egg Award
32. Plastic spoon painted Silver and glued to a board - Silver Spoon Award
33. Toy Spatula glued to board - Flapjack Award.
34. Picture of Retiring Den Leader - For Service Beyond the Call of Duty.

*There are lots more of these floating around out there. If you have a favorite, let Dave know. There's no such thing as too many recognition ideas!*

### Leader Induction Ceremony

*Personnel:* Pack Committee Chairman and new Pack leaders.

*Equipment:* Candles and candle boards described below

**Committee Chairman:** Before you is a ceremony board that has five candles on it. The top two, like the alert ears of a wolf, represent the two upright fingers of the Cub Scout sign. They mean TO OBEY and TO HELP OTHER PEOPLE.

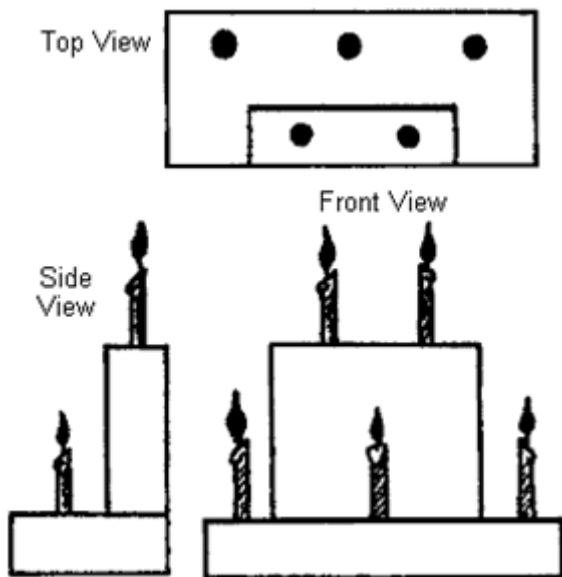
The three candles at the bottom represent the folded three fingers of our Cub Scout sign. These three fingers stand for the three important letters in our law: F-H-G. These letters represent FOLLOWS, HELPS, GIVES. They also mean FAIR, HAPPY and GAME. And finally, they remind us of something each Cub Scout, represents - FREEDOM, HOME, and GOD.

All of our leaders want to do their best to teach Cub Scouts to learn to follow, to help, to give, to be fair and happy whatever the game might be and to respect their freedom, home, and God.

Will the new leaders of our Pack please come forward?  
(Pause while the new leaders gather at the front of the meeting place.) Please repeat after me:

I, (your name), promise to do my best, to help the Cub Scouts in my Den and in my Pack to do their best, to help other people, and to do their duty to God and their country, and to obey the Law of the Pack.

As chairman of this Pack, I take pleasure in presenting to you your registration cards and personally welcome you into active leadership in Cub Scouting. May the days ahead be: FUN, HAPPY, and GIVING.



## ADVANCEMENT CEREMONIES

Faith Advancement

*Alice, Golden Empire Council*

Gather gardening, fire building, cooking materials to use as props. You could either use just one type of material, or you could use gardening materials for the Tigers and Wolf den

boys, Cooking materials for Bears and Fire Building materials for Webelos/Arrow of Light boys.

Each boy's advancement items should be placed under (or in) an item, then brought out as the boys and their parents are called up. For example:

### Gardening Theme:

**Cubmaster:** (*pointing to gardening equipment*) The boys in the Tiger den have been learning all about Faith this month - They planted some seeds - and watched them grow. I'd like to call up \_\_\_\_ and his parents. (*holds up seed packet and removes advancements - gives parent pin to boy to present, and advancement to parents to present to boy*) ....

Continue calling up and presenting awards -

You could also refer to the planting directions (scriptures), trowel to prepare the soil (teaching of religious principles by parents and others), watering can (providing examples nourish faith), making sure plants have time in the sun (letting your faith "shine" by doing good deeds) etc.

Cooking Materials: Recipe gives directions (compare to Scriptures), Baking Powder or yeast as the way to raise the dough (help from parents and leaders), eggs, milk or other liquids to hold the ingredients together (examples from parents and others of how to live with faith) mixing or kneading (opportunities to practice faith, such as service projects, etc.)

Firebuilding materials: Shovel to prepare the area (that knowledge of right and wrong we all have), tinder (first stirrings of faith), kindling & fuel (ways we are taught by parents, teachers & leaders); match (spark that activates you faith when you have a chance to do good), need for air to keep fire going (need to keep doing good and obeying religious teachings for our faith to grow)

You get the idea - and you may have much better examples than mine! Alice

### Advancement Ceremony

Pamela North Florida Council

*Needed: 1 large candle in a stand many small candles, all in stands. Line up small candles in a line with the large candle at one end.*

**Akela:** Our Webelos scouts have been very busy the past few months, completing activity badges towards their advancement. I would like the following Webelos scouts to please come forward. [call off names of scouts receiving pins]

**Akela:** Den Chief [name] will light one of the small candles for each activity badge as it is presented. The [activity badge name] activity badge has been earned by [scout names]. Please step forward to claim your pin and tell us one thing you did to earn this pin.

(Den Chief lights small candle. *For each activity badge, Akela may change what he says. For example, for the Craftsman badge, he may ask each scout to tell what he built. For Sportsman, ask which sport he showed signals for and to demonstrate a signal now. once all pins are distributed*)

**Akela:** Den Chief [name], I see we have one candle left. Should we light it now?

**Den Chief:** No, Akela, that big candle stands for the Arrow of Light.

**Akela:** That's right, [name]. This candle will remain unlit until we have a Webelos Scout who has completed the Arrow of Light requirements. Then we will light that candle. These small candles, representing the activity badge areas, are steps along the trail of Webelos Scouts. They are important in themselves, but they lead us to the Arrow of Light which signifies that a Webelos scout has reached the highest step on the Cub Scout trail and is fully prepared to continue on to the Boy Scout trail. Now, Den Chief [name], will you lead the Webelos Scouts in your den yell and then return them to their seats? *(and Scouts are seated after yell.)*

### **New Cub Scout Welcome Ceremony:**

Pamela North Florida Council

*This is a great one for your new Cubs that join the pack at your May Roundups!*

Required: A burning fire and a few sticks for each new Scout. Prepare a campfire outside or a fake fire inside if you really have to. Have a stack of sticks well away from the fire, but in front of the audience to the right. Notes: Use this at the beginning or end of your first Pack meeting in September or even May when you get new batch of Tigers!

**Akela:** *(standing by the stack of wood on the right)* At this time, I would like all Scouts that are new to Pack [number] to please come up here with me. This fire represents the life of our Pack. As you can see, it is burning fairly well, but it is beginning to fade a bit. This fire needs new wood, new fuel to burn bright, just as our Pack needs new scouts to be strong and full of life.

I would like each of you to take 2 or 3 sticks from this pile and hold onto them.

Those sticks you have in your hands represent your energy, your eagerness, and your excitement to be part of this Pack. I bet you know what I want you to do with those sticks, and I bet you are very excited to do it! But, think about what will happen.

*(Akela should now walk a bit closer to the fire, but still well away from it. The Scouts will soon line up in front of him but there may be some jostling.)*

When you toss your sticks on the fire, what will happen?*(the fire will burn brighter, the sticks will be burned, .. give Scouts time to give a reply.)* Just as those sticks will make the fire hotter, bigger, stronger, and full of life, having you in our Pack will make us stronger and more full of life. Before you add your sticks to the fire, decide in your head and heart if you really want to join our Pack and learn our secrets and go on our adventures.

When you have decided to join, come and stand right here in front of me and make a single line behind the scout in front of you.*(As the Scouts scramble to make a line, keep it safe.)* After you add your sticks to the fire, stand by Baloo (Den Leader) .

*(Baloo should be on the left of the fire and makes sure Scouts stay well away from the fire. When all are finished)*

**Akela:** Congratulations, you are now all part of the life of Pack [number].

Pack, please stand and make the Cub Scout sign and join me in the Cub Scout Promise.

Now join me in the Law of the Pack. Two!*(end salute)*

Now, how about a gigantic Pack [number] cheer for our new scout brothers?

*You could soak the sticks in a copper chloride solution so they create blue-green flames when added to the fire.*

## **SONGS**

### **Faith Songs**

#### **Faith Is...**

*(Tune: Row, Row, Row Your Boat)*

Each day the Sun will Rise,  
Each night will bring the Moon,  
The seasons too will come and go,  
As Midnight follows Noon

Each seed can also grow,  
When planted in the soil,  
With water, sun and fertile earth,  
And a gardener to toil

Winds blow upon the earth,  
Unseen by human eyes  
But on my cheek I feel the breeze  
And that's a solid prize

Just like the tiny seed  
Your faith can also grow,  
With every kind and trusting deed  
By actions you can show.....

Faith, too cannot be held,  
Its color does not show,  
But when you walk in humble faith,  
There is no doubt, you KNOW.

#### **For The Beauty Of The Earth**

*(Traditional hymn)*

For the beauty of the earth,  
For the glory of the skies,  
For the love which from our birth  
Over and around us lies:  
Lord of all, to Thee we raise  
This our hymn of grateful praise.

For the beauty of each hour  
Of the day and of the night,

Hill and vale, and tree and flower,  
Sun and moon and stars of light:  
Lord of all, to Thee we raise  
This our hymn of grateful praise.

### Fun Songs

#### CARING

##### High Hopes

(tune <http://www.handsonus.com/hdemo/demo1200/1214dem0.mid>)

Next time your found  
With your chin on the ground  
There's a lot to be learned  
So look around.

Just what makes that little old ant  
Think he'll move that rubber tree plant  
Anyone knows an ant, can't  
Move a rubber tree plant

But he's got high hopes  
He's got high hopes  
He's got high apple pie  
In the sky hopes.

So any time your feelin' low stead of lettin' go  
Just remember that ant  
Oops there goes another rubber tree plant  
Oops there goes another rubber tree plant.

When troubles call  
And your back's to the wall  
There a lots to be learned  
That wall could fall.

Once there was a silly old ram  
Thought he'd punch a hole in a dam  
No one could make that ram scam  
He kept buttin' that dam.

'Cause he had high hopes  
He had high hopes  
He had high apple pie  
In the sky hopes.

So any time your feelin' bad stead of feelin' sad  
Just remember that ram  
Oops there goes a billion kilowatt dam  
Oops there goes a billion kilowatt dam.

So keep those high hopes  
Keep those high hopes  
Keep that apple pie  
In the sky hopes.

All problems just a toy balloon  
They'll be bursted soon  
They're just bound to go pop  
Oops, there goes, another problem, kerplop.  
Oops, there goes, another problem, kerplop...

##### Garden Song

by David Mallett

(tune <http://www.gardenofsong.com/midi/gardensong5.mid>)

#### CHORUS:

Inch by inch, row by row  
Gonna make this garden grow  
Gonna mulch it deep and low  
Gonna make it fertile ground

Inch by inch, row by row  
Please bless these seeds I sow  
Please keep them safe below  
'Till the rain comes tumbling down

Pullin' weeds and pickin' stones  
We are made of dreams and bones  
Need a place to call my own  
'Cause the time is close at hand

Grain for grain, sun and rain  
Find my way in nature's chain  
Till my body and my brain  
Tell the music of the land

Plant your rows straight and long  
Season with a prayer and song  
Mother Earth will make you strong  
If you give her loving care

## STUNTS AND APPLAUSES

### APPLAUSES & CHEERS

*Alice, Golden Empire Council*

**Gardener's Faith:** Each person digs a hole with their "trowel", drops in a seed, covers the hole and then makes the motion of using a watering can. Then everyone puts their hands on their hips and says "It's BOUND to GROW!"

**Faith Is Applause:** (This is a repeat after me applause)

The Sun will rise (Audience repeats)

The Seed will grow (Audience Repeats)

The Wind will blow (Audience Repeats)

I KNOW! (Audience Repeats Three Times)

**Take a Hike Applause:** (Leader says each item, audience says "Check!")

Water.....Check!

Snack.....Check!

Map.....Check!

Hat.....Check!

Jacket.....Check!

ALL: Let's Take a Hike!

Pamela North Florida Council

**Good Turn Applause:** Stand up and turn around.

Rainstorm Cheer: To simulate rain, have everyone pat one finger of the left hand and one finger of the right hand.

Gradually increase the intensity of the storm by increasing the

fingers hitting together. Decrease the number of fingers as the storm passes.

Relay: First person in row claps next person's hand and so on down to the end of the row.

### RUN-ONS

*Alice, Golden Empire Council*

#### Letter to God

"Dear God, I didn't think orange went very good with purple until I saw the sunset you made on Tue. That was cool. Eugene."

#### Love Me, Love Me Not

The little girl came in tears to her mother.

"God doesn't love me," she sobbed.

"Of course, God loves you," the mother declared. "How did you ever come to get such an idea?"

"No," the child persisted, "He doesn't love me. I know--I tried Him with a daisy."

#### Not Necessarily....

**Patient:** So Doctor, you say if I believe I'm well, I'll be well. Is that the idea?

**Doctor:** That's Right.

**Patient:** Then, if you believe you are paid, I suppose you'll be paid."

**Doctor:** Not necessarily.

**Patient:** But why shouldn't faith work as well in one case as in the other?

**Doctor:** There's a big difference between having faith in God and having faith in you

Gray skies are just clouds passing over. *Duke Ellington*

A man was being chased by a tiger. He ran as hard as he could until he was at the edge of a cliff. Seeing a branch down below, he jumped down and grabbed the branch just as the tiger reached the cliff.

Just then a mouse came out and began to chew on the branch. Knowing he couldn't survive the thousand foot drop, the man asked God to help.

"Will you do what I ask?" boomed the voice of God. The man said he would do anything to be saved.

The voice from heaven told the man he would need faith. The branch began to crack, the tiger growled above, and the voice from Heaven said "All right then, let go of the branch."

The man looked down to the thousand feet drop and up at the tiger – then he looked up at Heaven and yelled – "Is there anyone else up there?"

## SKITS

### A Gardener's Faith

*I numbered the boys, and I made them Tigers – but just adapt to the rank and number of boys you have. If you have real props, that would be great – and some farmer hats or costumes would be great, too. But a good imagination and some real "acting out" – making big motions – can also tell the story – you could even add sound effects!*

**Narrator:** Any farmer can tell you that it takes a lot of Faith to grow things – faith that in spite of sudden storms, wind, hail, drought, and everything else that can come along – you plant those seeds and have FAITH they will turn into bumper crops! So these young Tiger scouts are no different:

**Tiger #1:** I've got the packet of seeds to plant.

**Tiger #2:** I've got the shovel to turn over the earth.

**Tiger #3:** I've got the string to mark the rows.

**Tiger #4:** I've got the watering can to water our seeds.

**Parent or Leader:** OK, boys, first we need to turn over the dirt – great job!

*(Boys make a show of digging, wiping their foreheads)*

**All:** Boy this is hard work – I sure am thirsty!

**Parent or Leader:** OK, we'll take a break to get a drink.....(Boys get a drink).....Well, time to get back to work – we have to mark the rows!

**Tiger #5:** How do we do this?

**Tiger #6:** Find some sticks – we have to have one at each end of the rows.

**Tiger #7:** Be sure it's straight. Make a hole for each seed.

*(Everyone makes a show of poking a finger in the ground, then dropping a seed in and covering it with dirt)*

**Tiger #4:** OK – time to water our seeds. (He makes a show of walking along and watering.

**Parent or Leader:** Great job, boys – now all we need is sun, and regular watering, and weeding – and we'll soon have all kinds of great food!

**Tiger #1:** Hey talking about food – all this work made me hungry – let's get a snack.

*(Everyone begins to walk off, but one Tiger says to another)*

**Tiger #3:** Just think - by next week, we can have some carrots to munch on!

**Parent or Leader:** (Rolling eyes and looking toward audience) Now, that's FAITH for you!

*You could use the same kind of idea, but make the skit about catching a fish, or making a cake.*

Use the scriptures in Cub Grub, and take turns “adding” ingredients after finding out what they are by finding the scripture. Start out by reading from a REALLY large recipe book (great place to hide the script). Follow every step, including turning on the oven. You could really ham it up, with paper chef hats an extra large bowl and spoon to stir with. Pretend to put your cookies on a large cookie sheet, then into an “oven” (cardboard box). Set the timer, then have someone make the sound of it ringing. Then make a great show of taking the cookies out of the oven, using the spatula to take them off the cookie sheet, waiting for them to cool, then taking a big bite and saying – YUMMMM!

*If you want some real applause, finish up by giving everyone in the audience a cookie that you made earlier!*

## GAMES

### Games About Trust & Faith

*Alice, Golden Empire Council*

#### Minefield – a classic Baden-Powell Game!

Objects are scattered in an indoor or outdoor place. In pairs, one person verbally guides his partner, a blindfolded person, through the minefield. Takes trust in your partner!

#### All Aboard Game

This classic “Trust Your Team” game involves having a space that gets smaller – but the group has to find a way to keep everyone “aboard.” You can use a space marked off with chalk or a line in the dirt, or pieces of newspaper that gradually get removed till there is only a small piece. Encourage the boys to figure out a way to keep everyone on – joining hands, holding hands behind backs, standing on one leg only.

#### Beach Ball Beginnings

It’s human nature to trust people you know more about – here’s a fun way to learn about others. **Equipment:** A blow-up beach ball on which you have previously written some questions or categories with a permanent marker.

**Directions:** Form a semi-circle or circle, depending on the size of the group. Ball is thrown randomly to everyone in the group. The person who catches it has to answer the question touching their left thumb. They also have to say their name. - This is a good activity to learn names and get to know new people, boys or adults. And once you make the ball, you can use it for a long time. Just to get you started, here are some suggested questions:

1. What’s your favorite color?
2. What do you like most about school?
3. What is your favorite thing to do?
4. Do you have a favorite sport?
5. What is your favorite movie or TV show?
6. How many people in your family?
7. Do you have any pets?

### Unravel the Knot Game

In a circle, people put their arms in and hold someone else’s hand, then try to unravel the knot without letting go of hands. Make the connection that trusting in friends (staying together) is a great way to cement friendship and faith.

### M & M Game

This is lots of fun and has a great ending! Boys are told to take 10 M&M’s. They can’t eat them till they are told. Now, go around and ask each person to tell something good about themselves for each M&M. When they’ve finished, everyone gets to eat their M&M’s. *You could also offer bonus M&M’s for telling additional information – their favorite scouting activity, a way they have served a family member this week, some way they have honored their faith.*

### Toilet Paper Game

This is another classic scout game. **Best for Bears or Webelos- and don’t do it till your group has developed some team feelings.** Get a roll of toilet paper and explain to your group that they are going camping and need to take as much toilet paper as they think they may need for a three day trip. Once everyone has an ample supply, explain to the group that for every square in their possession, they must share something about themselves.

### T-Shirt Testimony



**Materials:** T-shirt or T-shirt Shape for each boy; Markers, Stampers & Ink, various craft supplies.

**Directions:** This activity can be done with real T-shirts or just a T-shirt shape cut out of paper for each boy. (you can have each boy bring a white T-shirt, or get them for about \$2 on sale at a craft store) You will need to discuss the project with the boys before you bring out the supplies. Shirts will be used to describe and validate each boy’s abilities and interests.

The shirt above used an Acrostic - a different word describing that person or an interest they have – one for each letter of the person’s name.

Another technique is to think of the shirt as having four “quarters” – then ask each boy to think of something to put in each space. Some ideas would be: a favorite family activity, a favorite color or sport, a special interest, a scouting event or activity. With either idea, I would have the boys plan out a draft sample before they begin on their final “shirt” – especially if they are doing a real T-shirt. If you use permanent markers or stampers and acrylic paint, you can “set” the design with an iron as soon as the paint or ink is dry.



*Some boys might need help in defining their interests or abilities – as a Den Leader, you could ask parents for some ideas ahead of time.*

## CLOSING CEREMONIES

*Alice, Golden Empire Council*

**Cubmaster:** As we prepare to close this meeting, I'd like to quote something Baden-Powell had to say about religion and faith.

"Religion, briefly explained, means: First: know who God is; Second: use to the best the life He gave us, and do what He expects from us. This means mostly doing something for the others."

**Cub #1:** In our families we should spend time learning to know who God is.

**Cub #2:** And in Scouting, we need to "Do Our Best" with what God gave each of us.

**Cub #3:** We need to spend most of our time doing something for others.

**Cub #4:** Our flag is a symbol of men and women who have sacrificed for others – and some who have given their lives.

**Cub #5:** Will the audience please rise...*(Go into the flag retrieval ceremony)*

*from Dave Manchester on usscouts.org*

### Closing – Cub Scout Native American Prayer

*For that solemn moment towards the end of Den or Pack meeting, try this Cub Scout Native American Prayer:*

Morning Star wake us, filled with joy.

To new days of growing to man from boy.

Sun, with your power, give us light.

That we can tell wrong and do what is right.

South Wind, we ask, in your gentle way.

Blow us the willingness of obey.

North Wind, we ask, live up to thy name.

Send us the strength to always be game.

East Wind, we ask, with your breath so snappy.

Fill us with knowledge of how to be happy.

West Wind, we ask, blow all that is fair.

To us, that we may always be square.

Moon, that fills the night with red light.

Guard us well while we sleep in the night.

Akela, please guide us in every way.

We'll follow your trail in work or play.

### Closing – Den Candle

Boys are seated in a semicircle around the den ceremonial board. Den leader begins by reminding the boys that we use a candle to symbolize Akela, the good leader. She then lights a candle.

DEN LEADER: Boys of Den \_\_\_\_\_, this light means we will follow a good leader. It even means that we will do the right things when our leader isn't present because if we don't, our leader will lose faith in us. We will lose faith in ourselves, too, because we will not be doing our best. What is our Motto?

CUB SCOUTS: Do Your Best!

DEN LEADER: Let the memory of this flame stay in our mind to remind us to do our best. (blow our candle).

### Closing – Great Master We Give Thanks

Boys in an inner circle, hands across chest. Adults in an outer circle behind the boys, hands across chest.

1st Den: For all the food that the Great Master provides for us we give thanks.

2nd Den: For all the beauty that the Great Master surrounds us, we give thanks.

3rd Den: For all of our parents and leaders who guide us, Great Master, we give thanks.

Cubmaster and Adults Together: (extend arms) And now Great Master guide us in love and friendship until we meet again.

### Closing – I Made a Promise

Five boys are needed for this ceremony. Each should have his part printed on a small card he can conceal in his hand or have the part memorized.

Cub #1: I made a promise... I said that whatever I did I would do the best I could.

Cub #2: I made a promise...to serve my God and my country the best I could.

Cub #3: I made a promise...to help other people the best I could.

Cub #4: I made a promise...to obey the Law of the Pack the best I could.

Cub #5: I have done my best, and I will do my best because I am the best... I am a Cub Scout.

Den Leader: Will everyone now join us in repeating the Cub Scout Promise.

## CUBMASTER'S MINUTES

### Get Tough – Have Faith

*Alice, Golden Empire Council*

Want to be an example of faith? Well, you have to get tough. Be cheerful as you do the things you have to do. Look for the good in every situation and in every person. When the going gets tough – stay hopeful. Figure out what you CAN do; don't worry about what you Can't do! Have confidence – in yourself and in your beliefs – no matter how tough it gets. That's what faith is all about!

### Baden-Powell on Faith

*Alice, Golden Empire Council*

Baden-Powell was totally unembarrassed about the role of faith in character-building. At the heart of the Scouting and Guiding promises was their 'duty to God'. When dealing with conflicts in the Scouting movement, B.P. recommended that people "...ask themselves the simple question, 'What would Christ have done under the circumstances?'" and be guided

accordingly." Baden-Powell saw a danger in Scouting that the recreational might overwhelm the spiritual side. So he wrote them... "Don't let the technical outweigh the moral. Field efficiency, backwoodsmanship, camping, hiking, good turns, Jamboree comradeships are all means, not the end. The end is CHARACTER --character with a purpose...the active service of Love and Duty to God and neighbour."

### A Boy

*Heart of America Council*

He is a person who is going to carry on what you have started. He is to sit right where you are sitting, and attend, when you are gone, to those things you think are so important. You may adopt all the policies you please, but how they will be carried out depends on him. Even if you have leagues and treaties, he will have to manage them. He will assume control of our cities, states and nation. He is going to move in and take over your churches, schools, universities, and corporations. All your work is going to be judged and praised or condemned by him. Your reputation and your future are in his hands. All your work is for him, and the fate of the nation and of humanity lies in his hands. It is well that we pay him some attention.

### Reasons to Be Thankful

*Margo, Frontier Council*

If you can see, if you can walk,  
If you can hear when others talk,  
If you have food, enough to eat,  
But skip expensive cuts of meat,  
If you've a coat for when it's cold,  
Though maybe out of style or old,  
If you have friends, the kind who care,  
If you have health, though only fair,  
And have some cash, but not a bank full,  
You've got ample reason to be thankful.

## CORE VALUE RELATED STUFF



### Quoting Baden-Powell on Faith

*Alice, Golden Empire Council*

"No man can be really good, if he doesn't believe in God and he doesn't follow His laws. This is why all Scouts must have a religion".

*(Scouting for Boys, 1908)*

"Scouting has been described as "a new religion". It's not, of course, a new religion: it's just the application to religious formation of the principle now accepted in non-religious formation, i.e. to point out a precise aim to the boy and give him the way to learn and practice by himself" [*Quoted in Tacchino, a collection of B-P's writings and essays published in Italy. Dated January 1912*]

"There is no religious side to the [Scout] Movement. The whole of it is based on religion, that is on becoming aware of God and His Service"

*(Headquarters Gazette - November 1920)*

"By Religion I mean not just a formal homage ... to a Divinity, but a deeper acknowledgment of God as a Being perpetually inside and around us, and the consequent higher level of thought and action in His service"

"Scout Activities are the means by which you can lead the most accomplished street urchin to nobler feelings, and have the faith in God start in him"

"Love of God, love of your neighbour and respect of oneself as God's servant are the basis for any form of religion"

"Many difficulties may arise while defining religious formation in a Movement such as ours, where many religions coexist; so, the details of the various forms of expressing the duty to God must be left to those responsible of each single association. We insist however on observance and practice of that form of religion the boys profess"

"Nowadays the actions of a large part of youths are guided just in a small part by religious convictions. That can be attributed for the most to the fact that in the boy's religious formation the worry was on teaching instead of educating".

*"Aids to Scoutmastership", 1919*

"If you really wish to find the way towards success, i.e. your happiness, you must give a religious base to your life. It's not simply attending church or knowing history or comprehending theology. Many men are sincerely religious almost without knowing it or having studied these things. Religion, briefly explained, means: First: know who God is; Second: use to the best the life He gave us, and do what He expects from us. This means mostly doing something for the others."

*(Rovering to Success, 1922)*


"I have been asked to describe in more detail what I had in my mind regarding religion when I founded Scouting and Guiding. I have been asked 'Why must religion enter in it?'. My answer has been that religion needn't enter, because it's already inside. It is already the fundamental factor pervading Scouting and Guiding."

(from a speech to Scout and Guide commissaries, July 2, 1926)

The method of expression of reverence to God varies with every sect and denomination. What sect or denomination a boy belongs to depends, as a rule, on his parents' wishes. It is they who decide. It is our business to respect their wishes and to second their efforts to inculcate reverence, whatever form of religion the boy professes.

(Aids To Scoutmastership pg.36)

### Trees & Faith for Scouters



*Thoughts from Alice: Planting a tree is really a testament of faith – faith in the future and in God, as this first poem demonstrates – to share with scouts, you might just read the underlined verses – although there are good thoughts in every verse. This could be a monologue for a Webelos scout working on Communicator!*

(OR Use the second poem by Kilmer)

### Why does an old man plant a tree?

by Robert H Mealey

My friends quite often ask of me,  
Why does an old man plant a tree?  
It grows so slow it will not pay  
A profit for YOU anyway.  
Then why in storm and winter cold,  
Do you plant when you are so old?

The answer seems hard to define,  
When muscles ache and they are mine.  
But I just cannot stand to see,  
A space where there should be a tree.  
So that in part as years unfold,  
Is why I plant when I'm so old.

I know that animals, bugs and things,  
Love trees, and so do such as go on wings.  
So creatures wild that benefit,  
Is one more reason I can't quit  
From planting trees while I can hold,  
My planting hoe, though I'm so old.

They say that those retired from labor,  
Should fish and play and talk to neighbor.  
They say also that folks in leisure,  
Should do the things which give them pleasure.  
And so the thought on which I'm sold,  
I'll plant some trees though I'm so old.

As time goes on my trees will grow.  
So tall and clean and row on row.  
The furry folk will have a home,  
The birds can nest, and kids can roam.  
And all of this as I have told,  
I planted trees though I'm so old.

And then there is my family,  
Young folks who will follow me.  
I'd like to leave them with some land,  
Stocked with trees and looking grand.  
These gifts I value more than gold,  
So I plant some trees though I'm so old.

And taxes too for schools and roads,  
With jobs and lumber for abodes.  
I won't see these things, I won't be here.  
But to my mind it's very clear.  
The words of some who could be polled,  
Might thank a man who is so old.

Man should be proud of what's his own,  
And how he's managed what he's grown.  
But management must be begun,  
By planting seedlings one by one.  
And so my pride I shall uphold,  
I'll plant some trees though I'm so old.

So when my friends ask of me,  
Why does an old man plant a tree?

Perhaps the lines above explain,  
How aching back and limbs in pain,  
May by commitment be controlled,  
To plant my trees though I'm so old.

*Here's a second famous poem – and a trivia challenge for your scouts! They were included in One Last Thing from Dave Lyons, editor of the online Baloo's Bugle. He's a native of New Jersey, so he is very well acquainted with Kilmer. There's also another lesson here – that "girly" name – and for a POET, too, belongs to a man who showed great courage under fire – so don't be fooled by appearances! (And Joyce is actually an honorable male name in Great Britain, along with Kip and Evelyn, pronounced Eye-A-Lyn) For California scouts, introduce this poem on the way to the Redwoods.*

## PACK & DEN ACTIVITIES

### Faith Ideas

*Alice, Golden Empire Council*

**Have a display of the BSA Family Award** – if a Pack family has done the activities, ask them to bring pictures to display to share their experiences.

**Invite local Boy Scouts who have earned their BSA Religious award to visit** - ask them to share what they did to earn the award, what affect it had on their life, what cub scouts can do to prepare to honor their faith.

**In the den each boy can make a paper journal** – challenge him to write down one thing each day that he is thankful for. Since some boys hate to write, you could also have them draw or cut out a picture to show what they are thankful for.



**Gather a collection of Religious Award workbooks from different faiths** – your DE or local scout shop might be able to help with this. Encourage parents to use the workbook published for their faith to help the boys complete the BSA Religious Award.

**Take a hike and look AND listen for examples of the wonders of creation.** For an extra challenge, team up boys and give each an ABC list to fill in – A – Apple blossoms; B – BabyBird or Sounds;

**Play one of the "Trust" games from the Game Section.** Trust is one of the hallmarks of Faith - Be sure to encourage boys to respect and trust each other because they are scouts.

**Make the connection between Faith and how the boys "Live" what they Believe:**

### CUBMASTERS:

**Make sure to talk about specific activities a boy has done to earn an award or rank** – As awards are presented at the Pack Meeting, the Cubmaster could relate personal experiences furnished by parents and den leaders.

**Do the T-Shirt activity as explained in the Games Section** – help each boy to recognize what he is good at, and how he helps other people and demonstrates his faith.

### Arbor Day/Earth Day Ideas

**Plan a special service project for Earth Day** – Check for local opportunities on community web sites or at your local library. You can also find great activity ideas at [www.earthday.org](http://www.earthday.org) or at [www.apples4theteacher.com](http://www.apples4theteacher.com)

**Invite a garden expert to help pack families get started on a simple garden** – if you don't have a resource in your pack family, check with the local Extension Service for a Master Gardener. Nothing teaches Faith better than planting and nourishing a seed – and you will be helping your pack families to eat better and save money!

**Plant a tree or trees, to celebrate Arbor Day** – The date varies from state to state, based on optimum planting time, but many have chosen a date in April. Check the list in Value Related Ideas.

Trees are available from several sources. In Sacramento and many other places, a local Tree Foundation will provide trees and planting tips. Also Disney has a program to provide trees to plant for Earth Day, and check out the Family Activity Program with all kinds of great ideas – they can also be used with your den! Go to: [www.arborday.org/explore/families](http://www.arborday.org/explore/families)

**Have some fun with tree "cookies"** – Cut slices from small tree branches – these cross-sections are great to explore the history of a tree. Discuss tree rings in general, then give each boy or person their own "cookie" to explore. Challenge them to find: a time when the tree was stressed; several years when sun, water and nutrients were just right, an example of some damage from fire, insects or other factor. *Note: You can connect the changes in the tree rings with ways in which a boy's faith is strengthened or tested, such as temptations, falling out with friends, or when faith is nourished by religious teachers or family service projects.*



**Play Hug A Tree Game** – Learn to recognize "your" tree - In an area with many trees, boys take turns being blindfolded, led to a tree (for touch and feel) and then lead away. After removing the blindfold, the tree hugger tries to locate his tree. *Talk about the differences in trees, and how those differences affect where they grow, how much*

water, sun, etc. they need, how animals and people (and even other plants) make use of different trees.

### Religious Activities:


BSA recognizes many different faiths – Cub Scouts and the Pack families should be encouraged to honor and practice their faith – For information on the many BSA religious awards, go to:

<http://www.scouting.org/scoutsource/Awards/ReligiousAwards.aspx>

**Learn about how different people celebrate their faith -** Invite Religious leaders, Boys or Parents to come and share information about their faith or religion - *One of the best months I had as a leader was when I had Baptist, Catholic, Muslim and LDS boys in my den, and their parents came to several den meetings to talk about how they lived their religion.*

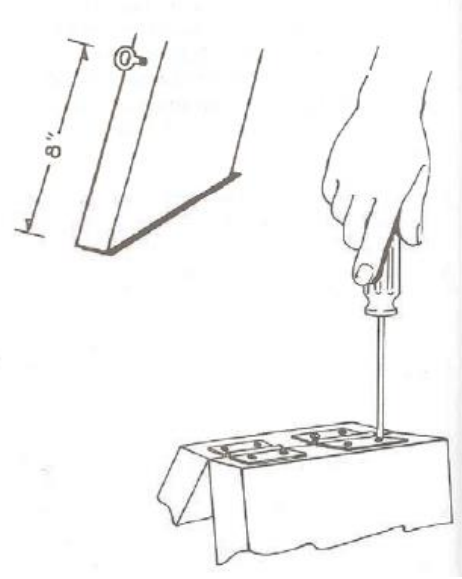
**A Scout who honors his own faith will also reflect his beliefs – here's a practical wood project to make an emergency road signal reflector.** It will reflect light from another source, just as faith can be reflected from religious teachings. A reflector serves to protect from danger and to mark the right course - just as faith can.

#### Emergency Road Signal



#### Materials:

Two 1" hinges and screws (I have also used small strips of leather as hinges) ; Two small screw eyes; 12" plumber's chain or wire; Glass reflectors or reflector tape; Two 4" X 24" X 3/4" boards; Sandpaper, Screwdriver, Hammer



#### Procedure:

Cut the boards to length and sand edges smooth. Nail the reflectors to one side of each board or apply reflector tape in several strips on each board. Screw the hinges to the top of both boards. Measure 8" from the bottom of each board. Screw in a screw eye at that point

Attach the plumber's chain or wire to the screw eyes. If your car breaks down at night, place the emergency signal on the highway a reasonable distance back from your car. This project can be used for Webelos Craftsman or as a wood construction, something useful or a gift when made by Wolf or Bear Cub Scouts. But it can also refer to a Gospel principle. It fits with the idea that boys can reflect their beliefs and shine by showing their their faith to others.

*(LDS version available using Stand for the Right song and Gordon B. Hinckley quotes – ask Alice: [aretzinger@hotmail.com](mailto:aretzinger@hotmail.com) )*

**Gather a collection of Religious Award workbooks from different faiths – your DE or local scout shop might be able to help with this.** Encourage parents to use the workbook published for their faith to help the boys complete the BSA Religious Award.

**Invite local Boy Scouts who have earned their BSA Religious award to visit -** ask them to share what they did to earn the award, what affect it had on their life, what cub scouts can do to prepare to honor their faith.

**Attend special religious or Easter events as a Pack Family** – or make sure that pack families know about local performances and activities such as: Easter Egg Hunts, performances of Handel's Messiah.

**Encourage pack families to work on the BSA Family Award** – it includes suggestions for regular family meetings

and activities, using principles of faith. **The BSA Family Activity Book** is available at Scout shops and online.

### **Wonders of Creation:**

Scouting has always included lots of time in the outdoors, learning to understand and appreciate the wonders of creation – and being out in nature increases faith.

**Take a hike and look for examples of the wonders of creation.** For an extra challenge, team up boys and give each an ABC list to fill in – A – Apple blossoms; B – BabyBird or Sounds;

### **Celebrate Arbor Day – Plant a tree!**

Trees are available from several sources. You could plant a tree, or more, in a local park, at your local school, or at your Chartered Organization location. In Sacramento and many other places, a local Tree Foundation will provide trees and planting tips. Also Disney has a program to provide trees to plant at schools for Earth Day. Check out the Family Activity Program with all kinds of great ideas – they can also be used with your den! Go to: [www.arborday.org/explore/families](http://www.arborday.org/explore/families)

The date varies from state to state, based on optimum planting time, but many have chosen a date in April. Check the list in Value Related Ideas.

*Give everyone a piece of paper and pencil and challenge them to name ways wood is used. Also check out the graphic, tree-shaped list from*

[www.idahoforests.org/arborday.htm](http://www.idahoforests.org/arborday.htm) on the last page – you might want to enlarge it, then cover with green paper - it till you're ready to check everyone's list of uses. This could be an individual, den or family competition.

**Play Hug A Tree – Learn to recognize “your” tree** - In a forested area, pairs take turns being blindfolded, lead to a tree (for touch and feel) and then lead away. After removing the blindfold, the tree hugger tries to locate his/her tree. *Talk about the differences in trees, and how those differences affect where they grow, how much water, sun, etc. they need, how animals and people (and even other plants) make use of different trees*

**Go Fly a Kite** – Be sure the weather is safe, and go over safety rules for kite flying. This is fun way to use the breezes in the air – and the wind is a great symbol of Faith – like faith, you cannot see, smell or taste the wind – but you can feel its presence! You can also see its effects – Just like Faith!



**Work on the Outdoor Activity Award**, since activities in the outdoors are a great way to introduce discussions about faith.

### **Faith in Family & Friends:**

Loyalty and Trust are principles that scouts have always practiced – and Cub Scout/Webelos activities help boys develop strong family and peer loyalties, trust and trustworthiness.

**Play one of the Trust Games** – talk about loyalty and friendship.

### **Faith in Self:**

Scouting helps develop confidence and skill through age-appropriate activities and working towards goals and achievement. If you have a strong faith in your God, you will have the confidence to try new things.

**Have a Wall of Fame display at the Pack Meeting** – Ask parents and leaders to furnish information about positive activities and scouting achievements of each boy.

**Ask each boy what scouting activity or achievement he is proudest of, enjoyed, or was challenged by** – share their comments with the Pack in a display.

**CUBMASTERS: Make it a tradition to talk about specific activities a boy has done to earn an award or rank** – As awards are presented at the Pack Meeting, the Cubmaster could relate personal experiences furnished by parents and den leaders.

**Do the T-Shirt activity under games** – help each boy to recognize what he is good at, and how he helps other people and demonstrates his faith.

### **Pack Service Scavenger Hike**

*Grand Canyon Council Pow Wow 2005*

#### **Instructions:**

1. Divide into two teams. (depending on size of pack or group more teams can be added)
2. Each team must stay together and you must stay with your team leader.
3. You may not enter into a home if you don't know the people that live there.
4. You can only sign off on one service per family.
5. Wash your hands after each chore.
6. You have 45 minutes.
7. You must return whether you have signed off on everything or not.
8. If you finish beforehand, you may start over.
9. Remember, serve with a smile.
10. Be careful and do your best!

11. Give a thank you card to the person that signs off on your sheet.
12. HAVE FUN!!!
13. Give a thank you card to each family for whom you perform a service.
14. Tell them thank you for helping us with our Service Scavenger Hike, from your neighborhood Cub Scouts

**Materials:**

*NOTE: If doing teams, you will need two each.*

- Windex
- Paper towels
- Flower (for planting)
- Trowel (for planting)
- Broom
- Dust rags (Swiffers work great!)
- Watering Can
- Wipes (for washing hands between chores)
- Wagon to haul the supplies

**NOTE:** We like to have teams, but you don't have to divide into teams, you can all work together and have just as much fun!

**Service Projects Ideas**

- Wash a window
- Plant a flower
- Sweep a sidewalk
- Dust a room
- Empty a trash can
- Sing a song
- Get Mail
- Water plants or pull some weeds. (flowers, houseplants, garden)

## CUB GRUB

### Cub Grub Cookbook

This is a really great cookbook for Cubs -

<http://balboaoaks.bsa-la.org/download/blog/Cub%20Grub%20Cookbook.pdf> -

You can save a copy on your PC by selecting **File, Save As...** in your web browser's menu bar.

### FAITH IDEAS

*Alice, Golden Empire Council*

#### Prayer Pretzels

You can't find an easier snack to fit the Value of Faith! Share pretzels in the traditional shape – after you tell the boys the story of how a village priest used the pretzel shape to remind the children to pray! Check it out under AUDIENCE PARTICIPATIONS & STORIES.

*If you want a bigger challenge, pretzels are very easy to make – the trick is doing the twist to make them look like folded arms ready for prayer!*

#### Faith Cookies

Use your favourite cookie recipe. Have all ingredients out and ready, and an easy-to-read copy of the recipe. Go over each step of the recipe with the boys, starting from setting the oven temperature. Let the boys do as much of the measuring and mixing as possible.

To fit the Faith theme, identify each ingredient as an ingredient of Faith -

Knowing what you believe/Scriptures = recipe

Other ingredients could represent hope, prayer, obedience, searching the scriptures, reading a story about faith, knowing a principle of your creed that pertains to faith.

After the cookies are baked, enjoy!



#### Scripture Cookies

To find each ingredient, look up scripture reference and fill in blank. Some clues are subtle, so check list of ingredients on bottom of page before making cookies.

**Ingredients:**

3/4 cup “The words of his mouth were smoother than \_\_\_\_”  
([Ps. 55:21](#))

1/3 cup “Come unto me all ye ends of the earth, buy \_\_\_\_ and honey” ([2 Ne. 26:25](#))

1 1/2 cups “To what purpose cometh there to me ... the \_\_\_\_  
\_\_\_\_ from a far country?” ([Jer. 6:20](#))

2 “As one gathereth \_\_\_\_ that are left, have I gathered all the earth” ([Isa. 10:14](#))

2 cups “And Solomon’s provision for one day was thirty measures of fine \_\_\_\_” ([1 Kgs. 4:22](#))

1 teaspoon “Take thou also unto thee principal spices, ... and of sweet \_\_\_\_ half so much” ([Ex. 30:23](#))

1 teaspoon “Ye are the \_\_\_\_ of the earth” ([Matt. 5:13](#))

1/2 teaspoon “The kingdom of heaven is like unto \_\_\_\_  
([Matt. 13:33](#))

3 cups “Nevertheless, ... \_\_\_\_ for the horse” ([D&C 89:17](#)  
or Gen. 1:13-14 –*you will have to explain that oats are a grain and a plant bearing seed- the word oats doesn't appear in the Bible*)

1 cup “And they gave him ... two clusters of \_\_\_\_” ([1 Sam. 30:12](#))

**Directions:**

- ✓ Beat first four ingredients together.
- ✓ Mix in remaining ingredients.
- ✓ Drop by teaspoonfuls onto greased cookie sheet.
- ✓ Bake at 350° F (175° C) for 15 minutes.

**Answers for Ingredients:**

3/4 cup butter, 1/3 cup milk, 1 1/2 cups sugar (sweet cane), 2 eggs, 2 cups flour, 1 teaspoon cinnamon, 1 teaspoon salt, 1/2 teaspoon baking soda (leaven), 3 cups oats, 1 cup raisins

**Bunny Salad for Easter**

This is really easy – and tastes good, too!

The Bunny is a chilled pear half, features are made from raisins, dried cranberries, or whatever you like best. Ears can be cut from another pear slice, apple slices, or jicama, or use sliced almonds. The tail is cottage cheese. And be sure to add some carrots for your bunny to enjoy!

**APRIL FOOL'S IDEAS****Spaghetti & Meatballs – Dessert Masquerading as a Main Dish**

This was a lot of fun one year – you just make a yellow cake for the base, then make regular butter cream vanilla frosting – but tint it just slightly yellow. You're going to squeeze it out to look like spaghetti – I didn't have a decorating tube, but a sealing bag with a hole in one corner worked just fine – remember to do your spaghetti haphazardly, twisting on top itself so it looks realistic. **It looks REAL!**

The Meatballs are those great Ferrero Rocher chocolate candies (although I have seen chocolate malt balls used). I rolled them in some cocoa powder to make them look more realistic. Then just cover with "sauce" made from strawberry preserves and top with grated white chocolate for parmesan cheese.

**Main Dish Masquerading as Dessert****Cupcakes or Cake "Meat Loaf"**

1/2 lb. lean ground beef, 1/2 cup seasoned bread crumbs, 1 cup grated Monterey Jack cheese, 3 T. ketchup, 1 egg, 1/2 teaspoon celery salt, 1/4 t. pepper



**"Frosting"** 3 C. mashed potatoes, food coloring or beet juice

**Directions:** Heat oven to 375 degrees. Line 12 muffin tins cups with foil baking cups or use a loaf pan. In a large bowl, mix together meat loaf ingredients and divide evenly among cups.

Bake for about 15 minutes or until cooked through, with the filled muffin tins on cookie sheets. Adjust time for a meat "loaf." Spread a generous amount of "frosting." If you make a loaf, use a decorating tube for your "cake."

**Appealing New Treat**

The latest scientific breakthrough from Family Fun magazine: pre-sliced bananas! When they peel one, they'll find the fruit inside is already cut into bite-size pieces.



**Ingredients:** Ripe banana (one with a few dark spots)

**Directions:**

1. For each slice, insert the threaded needle through one of the fruit's "corners" (where the edges of the peel meet) and out an adjacent corner, leaving a small tail of thread dangling for later.
2. Insert the needle back through the exit hole you just made and push it through to the next corner, pulling all but a small loop of thread along with it (see diagram). Continue from corner to corner until you return to the beginning, then push the needle out through the first hole you made.
3. Gather the 2 thread ends and carefully pull them out simultaneously; the thread will slice through the banana. Repeat the threading for as many slices as you'd like, then get ready to wow your family with this new breed of snack food.

**Ants on a tire (or toilet seat) (ew!):**

Core apples, and slice into rings.

Spread peanut butter or cream cheese on the rings. Add raisins or dried cranberries for "ants".

**Jell-O Snakes (or worms)**

**Ingredients:** 1 1/2 cup apple juice, 3 oz. package flavored gelatin, 1 envelope unflavored gelatin, 5 ice cubes, small Ziploc bags

**Directions:** Pour half the juice into saucepan. Heat until boiling; Remove from heat. Add gelatin, and stir until dissolved.

Pour remaining apple juice into mixing bowl. Add unflavored gelatin, and stir until dissolved.

Add mixture to hot apple juice. Add ice cubes, and stir until melted. Refrigerate until the consistency of pudding, about 10-15 minutes.

Spoon gelatin into Ziploc bags. Cut 1/4 inch off the corner of the bag. Squeeze a wavy line of gelatin onto a foiled cookie sheet.

Chill in refrigerator about 2 hours.

To keep snakes firm while serving, place them on a plate over ice cubes.



## WEB SITES And Other Resources

Faith Activity Badge  
for British Scouts  
Commissioner Dave



*Beaver Magazine* is published by the Scouting in England for Leaders of their youngest boys. This edition has an article on how to earn their Faith Award. It has lots of good ideas.

[http://scouts.org.uk/documents/Magazine/decjan\\_09/beavdecjan09.pdf](http://scouts.org.uk/documents/Magazine/decjan_09/beavdecjan09.pdf)

### Great Scout Sites

Great Salt Lake Council

<http://www.scouting.org/scoutsource/CubScouts.aspx>

<http://www.boyscouttrail.com/cub-scouts/cub-scouts.asp>

<http://www.scoutingthenet.com/>

<http://usscouts.org/bbugle.asp>

<http://www.cubmaster.org/>

[http://meritbadge.org/wiki/index.php/Cub\\_Scout\\_Leader\\_Port\\_al](http://meritbadge.org/wiki/index.php/Cub_Scout_Leader_Port_al)

<http://www.macscouter.com/>

[http://www.makingfriends.com/scouts/scouts\\_boys.htm](http://www.makingfriends.com/scouts/scouts_boys.htm)

<http://crafts.kaboose.com/cub-scout/>

<http://www.boyscouttrail.com/cub-scouts/tiger-scout-activities.asp>

<http://www.google.com/imghp?hl=en&tab=wi> –  
Search for “cub scout coloring pages”

<http://www.activity-sheets.com/scout/camp-coloring/index.htm>

<http://coloringbookfun.com/scouts/>

<http://coloringpages.nick-magic.com/boyscouts.html>

<http://www.artistshelpingchildren.org/popsiclesticksartscraftsi-deascraftstickskids.html>

<http://www.etowahcreek.com/slides.htm>

[http://www.boyscouttrail.com/content/activity/tiger\\_neckerchief\\_slide-1471.asp](http://www.boyscouttrail.com/content/activity/tiger_neckerchief_slide-1471.asp)

<http://scienceshareware.com/lilivw/cub-scout-neckerchief-slides.htm>

<http://cubclub.tripod.com/>

<http://cubclub.tripod.com/craft.html>

*There are lots of other web resources scattered through the various sections of this document. Rather than pull them into*

*this section and disrupting the rest of the document, I decided to leave them with their related articles. –Pat*

## ONE LAST THING

*(Actually... a couple of last things)*

### St. George, Patron Saint of Scouting

"Prepared and alert a Scout follows the lead  
Of our Patron Saint George and his spirited steed."

- Baden-Powell in "Scouting for Boys"



*Two Drawings of Scouts in the role of Saint George.  
From Baden-Powell, Scouting for Boys (1908)*

### SAINT GEORGE AND SCOUTING FOR BOYS

In *Scouting for Boys*, Baden-Powell wrote of chivalry and the knights of old. He tried to show Scouts a new path to chivalry and honor. Saint George was the Patron Saint of England, and of the Knights of the Garter, the oldest order of chivalry in Europe. They were familiar subjects to most English boys when B-P was writing. Here is what he wrote:

#### ST. GEORGE

They (the knights of the Round Table) had as their patron saint St. George, because he was the only one of all the saints who was a horseman. He is the Patron Saint of cavalry from which the word Chivalry is derived, and the special saint of England.

He is also the Patron Saint of Boy Scouts everywhere. Therefore, all Scouts should know his story.

St. George was born in Cappadocia in the year AD 303. He enlisted as a cavalry soldier when he was seventeen, and soon became renowned for his bravery.

On one occasion he came to a city named Selem, near which lived a dragon who had to be fed daily with one of the citizens, drawn by lot.

The day St. George came there, the lot had fallen upon the king's daughter, Cleolinda. St. George resolved that she should not die, and so he went out and attacked the dragon, who lived in a swamp close by, and killed him.

When he was faced by a difficulty or danger, however great it appeared—even in the shape of a dragon—he did not avoid it or fear it, but went at it with all the power he could put into himself and his horse. Although inadequately armed for such an encounter, having merely a spear, he charged in, did his best, and finally succeeded in overcoming a difficulty which nobody had dared to tackle.

That is exactly the way in which a Scout should face a difficulty or danger, no matter how great or terrifying it may appear to him or how ill-equipped he may be for the struggle. He should go at it boldly and confidently, using every power that he can to try to overcome it, and the probability is that he will succeed.

St. George's Day is April 23rd, and on that day all Scouts remind themselves of their Promise and of the Scout Law. Not that a Scout every forgets either, but on St. George's Day he makes a special point of thinking about them. Remember this when April 23rd comes round again.

## From Kipling's "The Law of the Jungle"

as taught by Baloo the Bear

*Rudyard Kipling was a friend of Baden-Powell's, and he borrowed heavily from Kipling's Jungle Book theme and characters when he set up the Cub Scout program. I found this in a 1948 copy of "The Jungle Books." It appears to have been dropped from some later editions, but it is apparent to me that this is where Baden-Powell got the idea for the Cub Scout Law of the Pack. —Pat*

Now this is the Law of the Jungle --  
As old and as true as the sky;  
And the Wolf that shall keep it may prosper.  
But the Wolf that shall break it must die.

As the creeper that girdles the tree trunk  
The Law runneth forward and back --  
For the strength of the Pack is the Wolf,  
And the strength of the Wolf is the Pack.

Next Month's Core Value -

## HEALTH & FITNESS

### DEN MEETINGS



I have received questions about theme patches I use in Baloo - Want to see a great collection and copy the .jpg's for your use?? Go to - <http://www.pack042.com/themes.htm#2011>



### TIGERS

Wendy, Chief Seattle Council

#### Den Meeting #15:

- DO:** E #3, Play a card or board game, or put together a puzzle.  
**HA:** E #25, Make a snack to share with family or den.  
E #23, Find out what kind of milk their family drinks, and why.

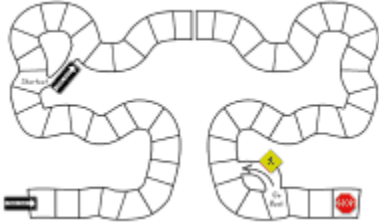
#### Den Meeting #16:

- DO:** E #33, Clean-up treasure hunt.  
E #25, Snack  
E #23, Milk.

#### Board Game Ideas

Leave No Trace Board Game (use with Trivial Pursuit style game): <http://usscouts.org/usscouts/bbugle/bb0905.pdf> '09 Baloo's Bugle "Camping" p. 30-32.

Bingo Board Maker: <http://www.toolsforeducators.com/bingo/>



### Board Game Templates:

<http://donnayoung.org/homeschooling/games/game-boards.htm>

You could color in the plain race track boards and use them with the Leave No Trace game above. The boys could collect colored candies, pony beads, foam pieces, etc. instead of wedges.

### Game Ideas referenced below are at:

Baloo's Bugle (essentially an online Round Table for leaders):

<http://usscouts.org/usscouts/bbugle2010-2011.asp>

'08 Santa Clara Pow Wow Book "Amazing Games"

<http://www.macscouter.com/CubScouts/PowWow08/Themes.asp>

### More Games:

'08 Baloo's Bugle "Amazing Games:"  
p. 8-10; 20-21; 26; 28-35.

'08 Santa Clara Pow Wow Book "Amazing Games"  
p. 2-6

Songs (Tiger E6): '08 Baloo's Bugle "Amazing Games:"  
p. 15-16.

'08 Santa Clara Pow Wow Book "Amazing Games"  
p. 19-22.

Snacks: '08 Baloo's Bugle "Amazing Games:"  
p. 35-6.

### Edible Maze

*Alice, Golden Empire Council*

### Ingredients:

Graham cracker for each boy,  
Frosting, Knives,  
Toothpicks,  
Various candies.

### Directions:

- ✦ Each boy frosts (ices) his graham cracker,
- ✦ Then he "lays out" a maze by drawing with a toothpick on the frosting.
- ✦ Candies such as M&M's can be used to show the pathway thru the maze.
- ✦ And then of course, they can eat the whole thing – maze and all!

### Edible Tic Tac Toe:

Make the board with licorice. Use life savers for Os, and another candy (different shape) for the Xs. (Wendy, Chief Seattle Council)

### Edible Scrabble/Crossword Puzzles:

Use Alpha-bits cereal letters to make words. (Wendy, Chief Seattle Council)

*(Note: Cheeze-It® Crackers are currently offering special edition Scrabble® crackers. –Pat)*

Sometimes you can find edible games in the gummy fruit snacks aisle of the grocery store.

### Litter Ideas

Litter Treasure Hunt Variation: Assign point values to litter. More common items such as candy wrappers, pop cans, and water bottles get 1 point. Moderately common items such as plastic grocery bags and newspapers get 3 points. Award 5-10 points for unusual litter that is collected. Divide the boys into teams to pick up litter. The team that collects the most litter points wins. To score, look in the boys' collection bags (usually a plastic grocery bag) and guesstimate the amount and kind of litter collected, and assign a point value for the sack.  
– Wendy, Chief Seattle Council

Trash grabbers:

<http://pbskids.org/zoom/printables/activities/pdfs/mechanicalgrabber.pdf>

### Ideas referenced below are at:

Baloo's Bugle (essentially an online Round Table for leaders):

<http://usscouts.org/usscouts/bbugle2010-2011.asp>

'08 Santa Clara Pow Wow Book, "Litter to Glitter"

<http://www.macscouter.com/CubScouts/PowWow08/Themes.asp>

Songs (Tiger E6): '08 Baloo's Bugle "Litter to Glitter"  
p. 12-14.

'08 Santa Clara Pow Wow Book, "Litter to Glitter"  
p. 7-10.

Snacks: '08 Baloo's Bugle "Litter to Glitter"  
p. 33-34.

Games: '08 Baloo's Bugle "Litter to Glitter"  
p. 8-9; 31-33; 43.

'08 Santa Clara Pow Wow Book, "Litter to Glitter"  
p. 5-6

Crafts: '08 Baloo's Bugle "Litter to Glitter"  
p. 23-31.

'08 Santa Clara Pow Wow Book, "Litter to Glitter"  
p. 2-5.

<http://www.makingfriends.com/recycle.htm>

### TRASH

*(Julie R., Chief Seattle Council)*

tune: Row, Row, Row Your Boat

Trash, trash, all around,  
 lying on the ground.  
 Pick it up, throw it out.  
 It's good for Puget Sound.

**DO YOUR PART**

(Julie R., Chief Seattle Council)  
 tune: Frere Jaques

Plastic bottles and food wrappers,  
 Styrofoam, shouldn't roam.  
 On the ground it's litter.  
 Pick them up, they glitter.  
 We are smart,  
 and do our part.



**WOLF**

Wendy, Chief Seattle Council

**Den Meeting #15:**

- Do:** E #4e, Marble Belt Loop;  
<http://usscouts.org/advance/cubscout/sports/marbles.asp>
- Verify** E #10a, American Indian Book,  
 E #21, Computers

**Den Meeting #16:**

- Do:** E18a, b, Family Picnic  
 E19 a-f, Fishing

**Marble Ideas**

Marble games:

How to play marbles:  
<http://www.landofmarbles.com/marbles-play.html>

Sometimes shooting marbles can be hard for the boys. To make it easier, have the boys aim a short piece of PVC pipe at the target, and roll a marble down the pipe. Experiment with different angles to increase the marble's speed.



- Box Targets:**
- <http://familyfun.go.com/playtime/box-scores-863585/>
- <http://familyfun.go.com/playtime/marble-target-fun-house-708598/>

Marble Cliff Hanger:  
<http://familyfun.go.com/playtime/marble-cliff-hanger-708301/>

Marble Maze:  
<http://familyfun.go.com/crafts/marble-maze-665946/>

Marble Roulette:  
<http://familyfun.go.com/playtime/marble-roulette-708304/>

Marble Golf: (from "01 Baloo "Save it for Us" p. 3.)  
 This 9 hole golf course is laid out around the yard. Small tin cans are sunk into the ground. One to four players start off and shoot marbles. They count the shots taken to get the marbles into the cans. Hazards may be small brushes, lengths of drain spouts, tubes through which the golfer must shoot, an upright 2 foot long board with a 4 inch hole. For a water hazard, sink a tin pie plate or other suitable container and fill with water. Use flags made from paper triangles glued to popsicle sticks. Golf rules should be observed in playing this game.

Giant Marbles:  
<http://familyfun.go.com/playtime/giant-marbles-919494/>

Devil's Marbles:  
<http://familyfun.go.com/playtime/devils-marbles-707483/>

Treats: decorate cupcakes or cookies with gumballs (which look like marbles)

*See, also, Joe's Webelos Section for more Marbles Ideas and how to plat Ringer!!*

**Fishing Ideas**

- ★ '04 Baloo's Bugle "Fin Fun" p. 9-10.
- ★ '10 Baloo's Bugle "Waves of Fun" p.54-55.

**Ideas referenced below are at:**  
 Baloo's Bugle (essentially an online Round Table for leaders):  
<http://usscouts.org/usscouts/bbugle2010-2011.asp>

**Fish in the Sea Game:**  
 All players but one stand behind a line. "IT" stands midway between the line and a goal line thirty feet away. He shouts "Fish in the ocean, fish in the sea; don't get the notion you'll get by me." The fish leave their line and try to cross the goal line without being tagged. Players who are tagged join "IT" and help catch others.

-- from the '03 "Fun in the Sun" Desert District Round Table Handout  
 Crafts: '09 Baloo's Bugle "Fun in the Sun" p. 27-28.  
 Snacks: '04 Baloo's Bugle "Fin Fun" p. 22.



Swedish Fish and Goldfish crackers are obvious choices for snacks.



**Fish Cupcakes:**

<http://familyfun.go.com/recipes/school-o-fish-cupcakes-984981/>



<http://www.easycupcakes.com/category/ocean-and-sealife-cupcakes/>

**Faith Chant**

(Wendy, Chief Seattle Council)

Hopefully it's not too sacrilegious to compose a chant about faith, set to a military cadence.


Just because I cannot see,  
Doesn't mean it cannot be.

Evidence is all around,  
In the sky and on the ground.

Ev'ry time I hit the trail,  
I see God in hill and vale.

Trees and flowers speak to me,  
Of the Presence I can't see.

God's here!  
He's near!  
God's here, He's near.  
Praise Him! (or Amen!)



From the Cub Scout Leader How-To Book –

- ✓ Family Picnic: How To Book p. 6 – 22-23.
- ✓ Fishing Derby: How To Book: p. 6 – 37-38.



**BEAR**



**Bear Ideas by Felicia**

Den Plan	Bear Subject	April 2012 Faith Activity
Q	Family Outdoor Adventure	Achievement 12b & hiking belt loop
S.	Tall Tales	Achievement 4
A.	Maps	Elective 23a-e



**Lesson Plan Q - Family Outdoor Adventure – Ach 12.**

As the weather starts to get nice it is a good time to plan an outdoor activity, hike, or camp out.

If you would like to visit a Boy Scout Camp, here is a site that will tell you what is near you & what resources they have:

<http://usscouts.org/databases/camp/ocd.cgi>

Order of the Arrow Where-To-Go-Camping Guides can be found here: [http://scoutcamp.org/oa\\_guides.asp](http://scoutcamp.org/oa_guides.asp).



View of the Mississippi River from Fire Point at Effigy Mounds National Park, Iowa.

If you would like to locate & visit a National Park in your area: *Here is the National Parks Web site*

<http://www.nps.gov/index.htm>

Here are some links to help you find state parks:

<http://www.stateparks.com/usa.html>;

[http://en.wikipedia.org/wiki/List\\_of\\_U.S.\\_state\\_parks](http://en.wikipedia.org/wiki/List_of_U.S._state_parks); \*this

one has links to each State's official park web site

<http://www.americasstateparks.org/>;

The National Wildlife Foundation offers a "Nature find" which may help you find more local areas to explore.

<http://www.nwf.org/Get-Outside/NatureFind.aspx> The

Nature Conservancy <http://my.nature.org/preserves/>

Local Hikes.com

<http://www.localhikes.com/Default.asp?MSA=ALL>



### Hiking Belt Loop

Complete these requirements:

1. Explain the hiking safety rules to your den leader or adult partner. Practice these rules while on a hike.
2. Demonstrate proper hiking attire and equipment.
3. Hike at least 30 minutes with your adult partner, family, or den.

### Hiking Safety Rules:

- Always tell someone where you are going and when you will return.
- Never hike alone or at night; always use the buddy system.
- Dress properly for the weather and environment.
- Wear sun and insect protection.
- Take an extra pair of socks in case you need to change.
- Obey traffic signs and signals.
- Avoid hiking along roadways.
- Stay on the trail.
- Be alert to your surroundings.
- Don't litter as you hike.
- Be alert to dangerous animals, insects, and plants. Never touch a wild animal.
- Take 1 pint of water for each hour you will be hiking. Never drink untreated water

**Remind your Bear Scouts**

***Do not feed or play with real bears.***



### Car is a 1956 Chevy!

National Park Service Historic Photograph Collection:  
Jack E. Boucher took this photo at Yellowstone National Park in approximately 1958.

Links for Hiking Pin requirements & work sheets:

- <http://www.scouting.org/scoutsources/CubScouts/Cub%20Scouts/UniformsAndAwards/sanda/hiking.aspx>;
- <http://usscouts.org/advance/cubscout/sports/hiking.asp>;
- [http://www.boyscouttrail.com/content/content/cub\\_scouts\\_hiking\\_sports\\_pin\\_and\\_belt\\_loop-2036.asp](http://www.boyscouttrail.com/content/content/cub_scouts_hiking_sports_pin_and_belt_loop-2036.asp);



### The Sweet Sixteen of BSA Safety Procedures for Physical Activity

is an aid to protect participants in Scout activities. These 16 points, which embody good judgment & common sense, are applicable to all activities & are set out in full detail at:

<http://www.scouting.org/scoutsources/HealthandSafety/Resources/sweet16.aspx>.

1. QUALIFIED SUPERVISION
2. PHYSICAL FITNESS
3. BUDDY SYSTEM
4. SAFE AREA OR COURSE
5. EQUIPMENT SELECTION AND MAINTENANCE
6. PERSONAL SAFETY EQUIPMENT
7. SAFETY PROCEDURES AND POLICIES
8. SKILL LEVEL LIMITS
9. WEATHER CHECK
10. PLANNING
11. COMMUNICATIONS
12. PLANS AND NOTICES
13. FIRST-AID RESOURCES
14. APPLICABLE LAWS
15. CPR RESOURCE

## 16. DISCIPLINE

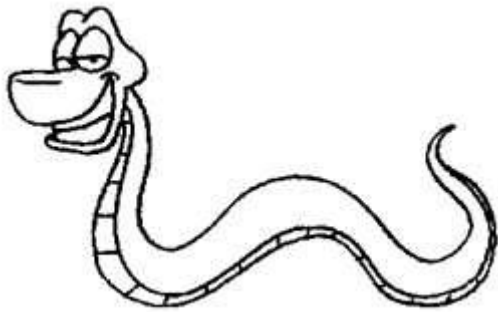


It's always a good time to learn a new campfire song and teach it to your den. Below is a fun song. To hear & learn more entertaining songs check out these links. *Even with songs you know are for kids: always preview the song before you let the kids watch (some people have less than family friendly versions).*

[www.youtube.com/user/greenghoulie#g/search](http://www.youtube.com/user/greenghoulie#g/search)

[www.youtube.com/user/hcycamp#p/u](http://www.youtube.com/user/hcycamp#p/u)

[www.youtube.com/user/ultimatecampresource#p/u](http://www.youtube.com/user/ultimatecampresource#p/u)



Tom T. Hall wrote

### Sneaky Snake

*The following version is my favorite but it's a little different from the original:*

*Now Boys and girls take warning, when you go by the lake  
Keep your eyes wide open and look for sneaky snake"  
Now maybe you won't see him and maybe you won't hear  
But he'll sneak up behind you and drink all your root beer*

*And then sneaky snake goes dancin', wigglin' and a-hissin'  
Sneaky snake goes dancin', a-giggin' and a-kissin'  
I don't like old sneaky snake, he laughs too much you see  
And When he's wigglin' through the grass, he tickles me under my knee*

Here are some sites with the original version in its entirety:

- <http://www.youtube.com/watch?v=CMxv7onpdCY&feature=related>;
- <http://www.youtube.com/watch?v=5W1OLA-pp34&feature=related>;
- <http://www.youtube.com/watch?v=MchhtofbgJI>;



### Meeting S - Tale Tales - Achievement 4

**4b.** This map of American Folklore, Legends, & Literature was recommended by Pack 25 in Louisiana. <http://cardinalscholar.bsu.edu/handle/123456789/193992> for full-sized image

*This map is part of the GRMC "Resources for Teachers" collection of lesson plan ideas using maps for the K-12 educator. **Teachers can print copies of the map to be used in the classroom.** This is a sample of a culminating project where students create a map showing famous folklore and works of literature in the United States. This lesson is part of an instructional session provided to social studies class by the GRMC. **Ball State University.** (Unpublished)*

These sites talk about American folk lore.

- [http://en.wikipedia.org/wiki/Folklore\\_of\\_the\\_United\\_States](http://en.wikipedia.org/wiki/Folklore_of_the_United_States)
- <http://www.americanfolklore.net/>

A fun way to introduce tale tales to your den may be to

- Watch one of the shorts on Disney's 2002 DVD American Legends. This has cartoons on Johnny Appleseed, Casey Jones, Paul Bunyan, & John Henry.
- Read a story of (Paul Bunyan's) Babe the Blue Ox. [http://americanfolklore.net/folklore/2010/07/babe\\_the\\_blue\\_ox.html](http://americanfolklore.net/folklore/2010/07/babe_the_blue_ox.html)
- Listen to or sing a song about John Henry. <http://toneway.com/songs/john-henry>

<http://www.npr.org/programs/morning/features/patc/johnhenry/index.html#audio>



**John Henry**

When John Henry was a little baby  
 A sitting on his papa's knee  
 He picked up a hammer and a little piece of steel  
 Said, "Hammer's gonna be the death of me," Lord, Lord  
 "Hammer's gonna be the death of me."

Well, the captain said to John Henry  
 Gonna bring me a steam drill 'round  
 Gonna bring me a steel drill out on the job  
**Gonna whup that steel on down,...**

John Henry said to his captain  
 "A man ain't nothin' but a man  
 And before I let that steel drill beat me down  
**I'll die with a hammer in my hand,...**

John Henry was driving on the mountain  
 And his hammer was flashing fire  
 And the last words I heard that poor boy say  
**"Gimme cool drink of water 'fore I die,...**

John Henry said to his shaker  
 "Shaker, why don't you sing?"  
 "I'm a throwin' nine pounds from my hips on down  
**Just listen to that cold steel ring,...**


John Henry said to his shaker  
 "Shaker, why don't you pray?"  
 "'Cause if I miss this little piece of steel  
**Tomorrow be your burying day,...**

John Henry, he drove fifteen feet  
 The steam drill only made nine  
 But he hammered so hard that he broke his po' heart  
**And he laid down his hammer and he died,...**

They took John Henry to the graveyard  
 And they buried him in the sand  
 And every locomotive comes a roaring by, says  
**"There lies a steel driving man",...**

- Read a poem. One like **Paul Revere's Ride**, by Henry Wadsworth Longfellow: *which can be found at <http://poetry.eserver.org/paul-revere.html>*  
*Historians will tell you that this poem has*

*inaccuracies in it & is more for fun than learning History.*



- Play a game like bingo above or a matching game.

The picture above is a Tall Tales Bingo Game

that Tomi of the Pony Express district

developed. More information can be found at:

<http://ponyexpresscubs.blogspot.com/2011/04/game-for-bear-achievement-4-tall-tales.html>

This website has a **pattern for cards to play a tall tale matching game.**

<http://strongarmor.blogspot.com/2009/05/cub-scouts-tall-tales-matching-game.html>



**Make Johnny Appleseed Smiles for a snack.**

- Make a large apple wedge, then cut a smaller wedge out from the middle of the peel-side (*see photo*). Take slivered almonds and push them into the apple so they look like teeth and the peel looks like lips.




- Take two apple wedges -smear them with peanut butter – add mini marshmallows for teeth. Food.com adds a dried apricot for a tongue.



**Apple Dolls**

are folk dolls originating from early rural America when settlers made dolls from whatever was at hand.”

<http://appledolls.org/>



For a **Craft** why not carve a Johnny **Appleseed** doll head. Peel & core a large apple. Carve a face in it. Set it aside for several days until it is shrunken & all dried & wrinkly. When it is fully dehydrated, you can paint facial features on it. These sites have more info on making one of these dolls - including soaking them in salt water &/or lemon juice.

<http://www.mtnlaurel.com/Crafts/apple.htm>

<http://www.suite101.com/content/how-to-make-an-apple-head-doll-a48226>

<http://www.elder-one-stop.com/apple-doll.html>

<http://familyfun.go.com/crafts/apple-dolls-666871/>

&



**Supplemental Meeting #A – Maps - Elective 23, a-e and Map & Compass Belt Loop**

Park maps can be fun tools for studying maps & planning a hike. Many parks have their maps on their web sites.

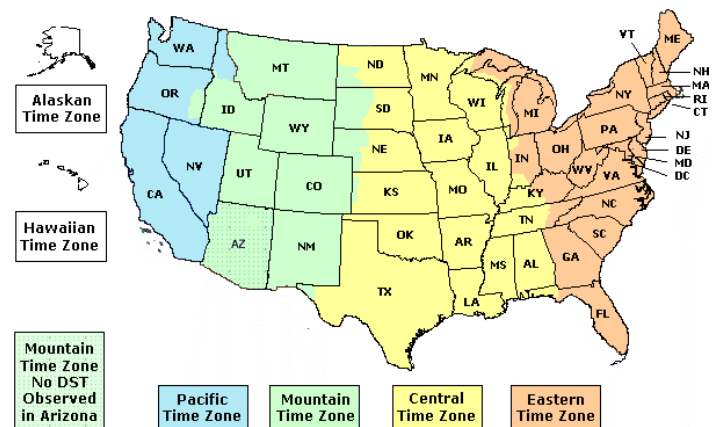
Here are some web sites where you can access maps.

<http://maps.randomcally.com/>

<http://www.mapquest.com/>

<http://maps.google.com/>

<http://maps.nationalgeographic.com/maps> this map is on actual photos of the earth.



© www.timetemperature.com, Inc. Arizona is in the Mountain Time Zone and does not observe daylight saving time except in the Navajo Indian Nation. To view the current time in Arizona select from the state menu below.

**Time Zone Maps**

[http://www.timetemperature.com/tzus/time\\_zone.shtml](http://www.timetemperature.com/tzus/time_zone.shtml)

<http://nationalatlas.gov/printable/timezones.html#one>

<http://www.worldtimezone.com/>

<http://www.time.gov/>

<http://www.worldatlas.com/webimage/countrys/namerica/usstates/timezone.htm>

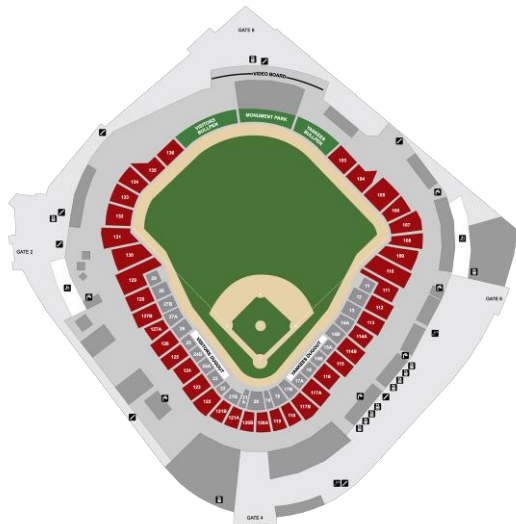


**Map and Compass Belt Loop**

1. Show how to orient a map. Find three landmarks on the map
2. Explain how a compass works.
3. Draw a map of your neighborhood. Label the streets and plot the route you take to get to a place that you often visit.

Links for Map and Compass Pin requirements & work sheets:

- [http://www.scouting.org/scoutsources/CubScouts/Cub%20Scouts/UniformsAndAwards/sanda/map\\_compass.aspx](http://www.scouting.org/scoutsources/CubScouts/Cub%20Scouts/UniformsAndAwards/sanda/map_compass.aspx)
- <http://usscouts.org/advance/cubscout/academics/map-compass.asp>
- <http://www.boyscouttrail.com/cub-scouts/acadsports/map.asp>

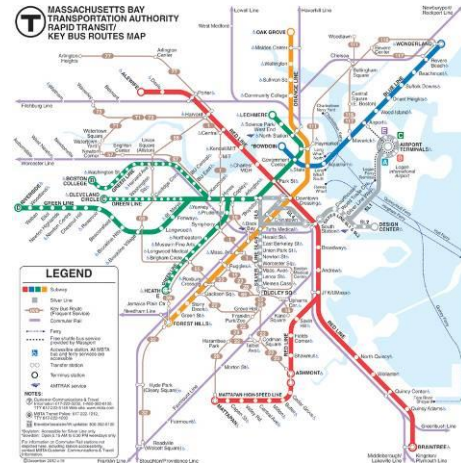


Alice, Golden Empire Council

**Some Map Resources to Try**

1. Visit a AAA Office (or ask a parent who is a AAA member) to obtain maps to use with this activity.
2. Show the boys how to find information such as time zones, site maps of local stadiums and auditoriums and other useful facts in special pages of the phone book.

3. Check with your local Chamber of Commerce or Better Business Bureau – they often have great maps of the local community



4. Check with local public transit agencies – many boys don't realize how buses, light rail and subway systems can take them from place to place – learning how to read the system maps is a very useful skill!
5. Want a fun challenge? Check with a library, used book store, thrift store or a National Geographic fan – this publication has wonderful inserts that sometimes feature maps of states, regions, countries or special areas – and you can also see unusual maps such as maps of the seafloor, lunar surface, etc.
6. City or County Recreation Departments, or National Parks – Sometimes the best way to see the details and relationship between areas of a park or nature area are the maps made for a nature center or park.
7. USGS – If you are lucky enough to be near a regional office, you can go and purchase all kinds of great maps – especially topo maps; you can also order them online.



8. Internet – This is a resource you can use if you can't find the map you want somewhere else. Just search the name of the area you are interested in!



*I had great fun with boys and maps one time – I got a variety of maps, everything from road maps to topographical maps, “maps” of stadiums or auditoriums – had them posted on the wall and assigned a team of boys to spend some time looking at “their” map to see what they could learn. After a few minutes, we went around the room and talked about the different maps – the boys learned about using the map key or legend, how to pick out different features, how to estimate size and spaces covered – and they were better prepared to follow a map on a hike or family trip! Alice*

## WEBELOS DENS



Joe Trovato,  
 WEBELOS RT Break Out Coordinator  
 Westchester-Putnam Council  
 Have a question or comment for Joe??  
 Write him at  
[webelos\\_willie@yahoo.com](mailto:webelos_willie@yahoo.com)

There is an underscore between Webelos and Willie



### Character Connection: Faith 2011-2012 CS RT Planning Guide

- \* What does faith in God or a higher power mean?
- \* How does a person’s religion guide him or her?
- \* How does your faith make you feel comfortable?
- \* What can you and your family do together in the next four weeks to show greater faith?

*See Fun for the Family, No. 33012, for family activities related to this month’s core value, faith.*



### Core Value for April Faith



**Faith:** Having inner strength and confidence based on our trust in God.

“Faith is taking the first step even when you don't see the whole staircase.” - Martin Luther King, Jr.

The core value of Faith dovetails nicely with the Boy Scout Law, "A Scout is reverent." All Scouts show this by being faithful in their duty to God.

Of course, one way to work Faith into your program is to have your scouts work on the religious emblem for his faith. The US Scouting Service Project has a wonderful website with information on all emblems.



<http://usscouts.org/advance/cubscout/religious.asp>

Your local Council can help find counselors for various faiths for the diverse Webelos dens.

Of course, Webelos requirement #8 is on Faith.


Pack 3371 in Lafayette, IN has a very good worksheet on its website on this requirement.

[http://www.pack3371.com/Dens/Webelos/dm8\\_webelos\\_8.pdf](http://www.pack3371.com/Dens/Webelos/dm8_webelos_8.pdf)

Consider taking a field trip to an historic place of worship. Visit an early church or mission and learn about the history and faith of people who lived in your area earlier.

As you work on Sportsman or other badges, belt loops or pins, Remind boys that their physical abilities are a gift and reinforce that they should be thankful for these gifts.

## Book Corner



From the *Cub Scout Leader Book*:

### Cub Scouting Teaches Duty to God and Country

The BSA believes that no member can grow into the best kind of citizen without recognizing an obligation to God, and encourages both youth and adult leaders to be faithful in their religious duties.

The Scouting movement has long been known for service to others. Scouting believes that patriotism plays a significant role in preparing our nation's youth to become useful and participating citizens. A Cub Scout learns his duty to God, country, others, and self.

Check out pages 4-3, 4-4 and 8-3 of the *Cub Scout Leader Book* for more on **FAITH**. In addition, this core value is an excellent way to get your scout's parent involved by having the parent assist the scout in obtaining the religious award for his faith. More on this on page 29-2.

[http://www.scouting.org/filestore/hispanic/english/33221\\_WEB.pdf](http://www.scouting.org/filestore/hispanic/english/33221_WEB.pdf)

The *How-To Book* is a great resource for this month's Webelos meeting on Artist and Showman. Chapter 2 on Crafts and see Chapter 5 (page 5-12) for all you need to know to help the boys meet the requirements for Showman 2, 3 and 7.

[http://www.scouting.org/filestore/hispanic/english/33832\\_WEB.pdf](http://www.scouting.org/filestore/hispanic/english/33832_WEB.pdf)

## Meeting Planner



This month's meeting plans for **First year Webelos** work on the Scholar, Artist and Showman badges.

**Meeting 15: Scholar** Do: Scholar 1, 5, 11, 12.

**Artist** 2, 8, 10

<http://www.scouting.org/filestore/CubScoutMeetingGuide/webelos/WebelosMeeting15.pdf>

**Meeting 16 Showman** (Puppetry) Do: Showman 2–5, 7, 11, 17, 20

<http://www.scouting.org/filestore/CubScoutMeetingGuide/webelos/WebelosMeeting16.pdf>

In March, **Second year Webelos (Arrow of Light)** work on Sportsman.

**Meeting 15 Sportsman** Do: Sportsman (Marbles belt loop))

<http://www.scouting.org/filestore/CubScoutMeetingGuide/ArrowofLight/ArrowofLightMeeting15.pdf>



## The meaning of the Pledge of Allegiance Flag Ceremony

A couple of years ago, while working on putting together a ceremony, we came across a recording from the old Red Skelton Show, where Red gave us a short story about a teacher he knew when he was a boy, who, when he saw the boys and girls saying the Pledge of Allegiance as memorized, explained the meaning of the Pledge of Allegiance to his class. We've since adapted it for Webelos to use at Pack Meetings. With a bit of practice at your den meeting, this will work fine. Feel free to simply it further if need be, or have the boys use their

own definitions. If you want to see Red in action, you can find the video on YouTube.

Begin your opening ceremony in the usual way with the American and Pack Flags facing the Pack. Have the Webelos Scouts as a color guard on the left and right of the flags. After the Cubmaster begins the ceremony, each Webelos scout reads one (or two) of the entries from an index card. Microphones are good, if you have them!

**CM:** We often recite the Pledge of Allegiance without really listening to or understanding the meaning of the words we are saying. As we stand, with the Cub Scout salute, let's listen, before we recite the Pledge.

**Webelos Scout #1:** "I - Me, an individual"

**WS2:** "Pledge - Dedicate myself"

**WS3:** "Allegiance - My love and devotion"

**WS4:** "To the Flag - Our standard - Old Glory - a symbol of freedom. Freedom is everybody's job!"

**WS5:** "Of the United - United - that means we have all come together"

**WS6:** "States of America - States - individual communities that have united into fifty great states - fifty individual communities with pride and dignity and purpose; all divided with imaginary boundaries, yet united in a common purpose - love for country."

**WS7:** "And to the Republic - Republic, a state in which power is given to representatives chosen by the people to govern; and the government is the people; and it's from the people to the leaders, not from the leaders to the people."

**WS8:** "For Which it Stands - This is what our Flag stands for - Our United States"

**WS9:** "One Nation Under God - meaning so blessed by God"

**WS10:** "Indivisible - Incapable of being divided"

**WS11:** "With Liberty – The right to live one's own life without threats or fear."

**WS12:** "And Justice - Dealing fairly with others."

**WS 13:** "For All - For all - which means, it's as much your country as it is mine."

**CM:** Now Scouts, ladies and gentlemen, boys and girls, let us recite the Pledge of Allegiance in a way that shows we understand its meaning.

### Webelos Den Leader RT Breakout



### Planning a Den Outdoor Activity

With April come warmer weather and its time to plan den outdoor activities. Webelos dens should consider day hikes, overnight camping, camping with a Boy Scout troop as well as field trips that relate to activity badges. At your local round table, share ideas for outdoor activities with other Webelos leaders. Has your Webelos den had a particularly successful activity? Share the particulars with other leaders. You'll find that most successful outdoor activities are:

- Parent/youth or family oriented.
- Conducted with adult supervision.
- The Cub scouts are asked to do their best.
- The activity is discovery based.
- Advancement occurs as a natural part of the activity, but is not the focus of the activity.

What else do you need to know? Here are some important considerations from the *Cub Scout Leader Book* and the *Guide to Safe Scouting*:

- **Two-Deep Leadership Required:** It is the policy of the Boy Scouts of America that trips and outings may never be led by only one adult. Two registered adult leaders, or one registered adult leader and a parent of a participant, one of whom must be 21 years of age or older, are required for all trips and outings.
- Obtain written permission forms from a parent or guardian for all activities held away from the regular den and pack meeting places.

- File a local tour permit if necessary. Check with your local council.
- Plan ahead for adult supervision and in case of an emergency.
- Check out the site before hand.
- Use the buddy system. Coach the boys in advance on what to do if they get lost.
- Carry a first aid kit and make sure that adults know how to use it.
- Arrange for adequate insured and safe transportation.
- Insure that the activity is "age appropriate" as set out in the *Guide to Safe Scouting*.  
[www.scouting.org/HealthandSafety/GSS.aspx](http://www.scouting.org/HealthandSafety/GSS.aspx).

Also, don't forget to have an alternative indoor activity in case of bad weather!



**Basic Adult Leader Outdoor Orientation (BALOO)** training is for any Cub Scout leader with a desire to plan and carry out any outdoor experience for the pack. When you complete this training you will have an increased level of confidence and the required knowledge of the resources available from the BSA to plan an age-appropriate den or pack overnighter.


**Remember,** a BALOO trained person needs to sign the Tour Permit that your Pack submits to the Council and attend the camping event that your Pack has planned.

To support the BSA policy of two-deep leadership on all trips and outings, the sleeping arrangements of male and female leaders must be addressed.

All leaders are expected to reflect high moral standards established by customs, traditional values, and religious teachings. Male and female leaders require separate sleeping facilities. Married couples may share the same quarters if appropriate facilities are available.

Male and female youth participants must not share the same sleeping facility. When tents are used, no youth will stay in the tent of an adult other than his/her parent or guardian. When housing other than tents is used, separate housing must be provided for male and female participants. Adult male leaders must be responsible for the male participants; adult female leaders must be responsible for the female participants. Adult leaders need to respect the privacy of the youth members in situations where the youth are changing clothes or taking showers, and intrude only to the extent that health and safety require. Adults need to protect their own privacy in similar situations.

And, since we're planning outdoor activities and summer is almost here. . . . .



Make sure to offer your Scouts the option to attend Webelos Scout resident camping. It is a council-organized, theme oriented, overnight camping program. It operates for at least two nights (and often a week) and is conducted under trained leadership at a camp approved by the your council.

If resident camp is not possible, Day Camp should be an option. Day camp is an organized, multiple-day, theme-oriented program for Tiger Cubs and their adult partners, Cub Scouts, and Webelos Scouts. Day camp is conducted by the council/district under trained leadership at an approved site during daylight or early evening hours. Day camps do not include any overnight activities. The day camp program is age-appropriate and theme-based.

And still more on outdoor activities .....



You may want to work into your den meetings and outings earning on the Cub Scouting's **Leave No Trace Awareness Award** which is available to both Webelos Scouts and Leaders.

Information on the Award and the **Cub Scout Leave No Trace Pledge** may be found at

<http://www.scouting.org/scoutsources/CubScouts/resources/LeavenoTrace.aspx>

### Den Meeting Helpers

These activities can be used for the gathering or to reinforce/satisfy badge requirements.

Webelos



SCHOLAR



The Scholar Activity Badge is an easy one for boys to earn if they are doing acceptable work in school. This is because more than half the requirements concern attendance, behavior, grades and service in school

### RELATED BOY SCOUT MERIT BADGES

There are requirements for the following Boy Scout Merit Badges that can be adapted for Webelos. You can borrow the books from a local Troop's library.

- Citizenship in the Community
- Personal Management
- Public Speaking
- Reading
- Scholarship

**SEVEN WAYS TO IMPROVE YOUR GRADE**

1. Learn to listen--Concentrate on the speaker. You may miss important facts if you're not paying attention.
2. Develop good study habits--Have a study place away from distractions. Have supplies handy. Do your homework at the same time every day so it becomes a habit.
3. Use the right reading technique--Slow careful reading is necessary when you must understand and remember.
4. Improve your vocabulary--Look up a word you don't know. Write it down. Note spelling, pronunciation and meaning.
5. Sharpen your writing skills--Organize your thoughts. Make sure your handwriting is neat. Double check spelling and punctuation.
6. Learn how to take tests--Study for a test ahead of time. DO NOT CRAM. Read all the directions and make sure you understand them. If there is an answer you don't know, skip it and come back to it later. Double check your work for careless errors before you hand it in.
7. Develop a positive attitude--This is most important. You are what you think you are.

Think you are going to pass and you probably will.  
 When you really want something at school and you are willing to work for it, your teacher is the best person to help you.

**WORD PUZZLES**

STAND I	N O	WHEEL WHEEL WHEEL WHEEL DRIVE	YOU J U S T ME
T O W N	RED COAT	CYCLE CYCLE CYCLE	ERIF
EGGS EASY	HEAD HEELS HEELS	R O RAIL D	GROUND FEET FEET FEET FEET FEET
	CALM/STORM		
S T A I R S	DICE DICE	E L K C U B SAFETY SAFETY SAFETY SAFETY	R O ROADS D S

**SECRET SCHOLAR MESSAGE**

-Barb Stephens



1. If you ever saw a cow jump over the moon, write "Q" in spaces 1, 4, 15, 18. If not, write "R" in these spaces.
2. If "X" comes before "H" in the alphabet, write "Z" in space 3. If "X" comes after "H," write "F" in space 3.
3. If 13,467 is more than 10 dozen, write the letter "E" in spaces 2, 5, 9, 16, 19. If it is less than 10 dozen, write "K" in these spaces.
4. If you like candy better than mosquitoes, indicate this with an "S" in 6 and 12. If not, leave these spaces empty.
5. Close one eye and without counting on your fingers, write the 8th letter of the alphabet in space 7.



6. If Shakespeare wrote "Twinkle, Twinkle, Little Star," put a "C" in space 22. If he didn't, write a "Y" in that space.
7. If white is the same color as black, write nothing in space 8. If they are different colors, write an "M" in space 8.
8. If 10 quarts equals one cup, draw an elephant in space 10. Otherwise, write an "N" in space 10.
9. If summer is warmer than winter in the Northern hemisphere, put the letter "D" in space 21 and the letter "T" in space 11.
10. If you think this is silly, write the first letter of the alphabet in spaces 14 and 20. Otherwise, write an "A" in those spaces.

1	2	3	4	5	6	7	8	9	10	11	12
13	14	15	16	17	18	19	20	21	22	23	24

**CAREERS IN EDUCATION**



Materials needed:

Lots of old magazines, glue, construction paper, scissors  
 Have each boy choose one of the following careers in education and think of what may be involved in that career. Then, using old magazines, have each boy make a collage of pictures that relate his ideas about the career. You may be surprised at a Webelos perception of these jobs. When the collages are complete, discuss them and clarify any misconceptions. Display the collages at the pack meeting.

- Guidance Counselor
- Health Services
- Librarian
- Principal
- Social Worker
- Sports Coach
- Kindergarten Teacher

- Elementary Teacher
- High School Teacher
- College Professor

**A SHORT HISTORY OF AMERICAN EDUCATION**

*-R. Gary Hendra*



Schooling in Colonial America (1600-1775)

Resources were limited and physical demands left little room for education. Education was initially established for religious motives (Puritans in New England.) Most education of this period was either in the home and apprentice training. Nine colleges were formed during this time period.

Three practices of education were established during this time:

1. Compulsory education.
2. Public support of schooling.
3. Three levels of education (elementary, secondary, and higher) were set up.

Early Nineteenth Century (1775-1865)

Education reflected and participated in the development of "The American Way." American history was instituted in schools during this time period. Education became more secular in nature and state enacted laws requiring compulsory school attendance.

This was also the beginning of a movement toward state school systems. Establishment of the elementary level was completed. Secondary education was taken care of through academy training.

Numerous new colleges were started in the early nineteenth century.

Late Nineteenth Century (1865-1915)

As the population became more concerned with technology and material progress, education progressed in turn. Education was influenced by European immigrants and travel to Europe.

Secondary education replaced the academy and public high school became a reality. Colleges increased their courses and programs. Teaching grew more toward a profession and teachers became concerned with a methodology of education.

The Twentieth Century and Beyond (1915- Present)

School efforts have been structured towards quality education; while the size of the education system increased in size greatly. In schools the vocational education program diversified its offerings, while general education was considered a preparation for earning a living. Schools began to look more toward the students' vocational pursuits. Enrollments in elementary and secondary schools were above 90% of the eligible students. Wide inequities developed between states and local school districts. Development has increased in the areas to measurements learning and other components of education system.

America's schools have developed as the nation has advanced.

**BRAIN TEASERS**



**Toes and Feet**

Write down the number of toes on both feet.  
 Multiply this by the number of pints in a quart.  
 Add the number of months in half of a year.  
 Subtract the number of thumbs on two hands.  
 Divide by the number of oranges in a dozen.

**(Answer = 2)**

**Money Number**

Write down the number of pennies in a dollar.  
 Multiply this by the number of thirds in a circle.  
 Divide by the number of inches in a foot of string.  
 Subtract the number of nickels in a quarter.

**(Answer = 20)**

**Professor Mumbles**

Professor Mumbles held up a vial of bubbling liquid and said

"Class, I have a substance in this bottle that will dissolve any solid it touches. I intend to ..." A student from the back of the room interrupted the Professor and said, "You have the wrong bottle!" How did the student know?

**(Answer - the bottle would have dissolved)**

**My Three Sons**

Here in my hand I have a penny, a nickel and a dime. Johnny's mom has three sons. One is named Pen for penny; one is named Nick for nickel. What is the other son's name?

**(Answer - Johnny. 3 sons: Johnny, Pen, Nick)**

**LANGUAGE SKILLS**

Teach the boys how to count to ten in several languages:

#	German	Spanish	Japanese	Swahili	Chinese	Greek
1	eins	uno	ichi	moja	yi	ena
2	zwei	dos	ni	mbili	er	dio
3	drei	tres	san	tatu	san	tria
4	fier	quatro	shi	nne	si	tessera
5	fünf	cinco	go	tano	wu	penete
6	sechs	seis	roku	sita	liu	exi
7	sieben	siete	nana	saba	qi	epta
8	acht	ocho	hachi	nane	ba	okto
9	neun	nueve	kyuu	tisa	jiu	ennea
10	zehn	diez	jyuu	kumi	shi	deka

**ARTIST**



Cub scouts allows boys to learn and experiment. Boys love to draw, paint or otherwise create. **Artist** allows the boys to do so and try something that they haven't tried. For many people, art is the way they make their living. For others, it is a recreational activity which develops into a lifelong hobby.

The Artist Activity

Badge won't make an artist out of every Webelos

Scout, but it should help each boy better understand how the artist works and what he's trying to express.

### RELATED SCOUT MERIT BADGES

- Architecture
- Drafting
- Pottery
- Model Design and Building

### ARTIST IDEAS



- Use acrylic paints, oil paints and water colors so the boys can experiment with each and see the difference.
- Collect things of various textures and create a collage
- Make soap carvings
- Visit a graphic design class
- Visit a print shop where graphics are created and printed
- Ask a computer design specialist to demonstrate the techniques used in computer drawing
- Let the boys study a color wheel and practice-combining paints making shades and tints with tempera or watercolor.
- Ask the boys to make a profile of a family member and an original picture at home.
- Design is basic in all art. Have the boys make two designs each, one with a straight line and a curved line, and a composite of both types of lines.
- Have each boy make a pencil sketch of a bottle, dish or other still object.
- Have modeling clay and material on hand for making models.
- Invite an art teacher to your den meeting.
- Do sand castings, sand paintings or sand sculptures.
- Display silhouettes of each Webelos Scout that they have done at the den meeting at a Pack Meeting.



In a brightly lit room with an open white or light tan wall, try this experiment.

Cut large circles from colored construction paper (red, green, blue, yellow, orange, and violet). Tape a colored circle on the wall and have everyone look at the very center of it for at least 30 seconds. Then, have everyone move their gaze to a blank area on the wall and describe what they see. For each color, keep track of what color after-image people see. If you compare these colors to the color wheel, everyone should notice that the after-image is on the opposite side of the wheel from the original color.

Ask scouts to draw a picture using colors that will make an interesting after-image. For example, to make a red, white, and blue US Flag, what colors should be used to draw it? How about an apple tree in a grassy field? Then, let them try out their pictures on the wall.

### Rainbow Crayons




Gather a bunch of broken crayons or ask scouts to bring in any broken pieces.

In a muffin pan, have scouts put muffin cups and add broken crayon bits. Put the pan in the oven to melt all the bits together.

Take it out, let it cool, and then each scout has a rainbow crayon for leaf rubbing or other wild art work.

### Colored Line Art



Give each scout a piece of paper. Have each write their name or some other word they like in large letters in the center of the page. Outline each letter of the word with a line. Repeat with different colors, making the word outline larger and larger as the individual letter outlines merge. Fill the entire page with a rainbow of colors.



**Five Dots**

Give each Webelos Scout a piece of paper and have him place five dots on it wherever he pleases. He then gives the paper to another boy who tries to fit on it a drawing of a person with the head at one dot, the hands at two other dots, and the feet at the two remaining dots. The drawing may not be a simple stick figure.

**Eyes-shut Drawing**

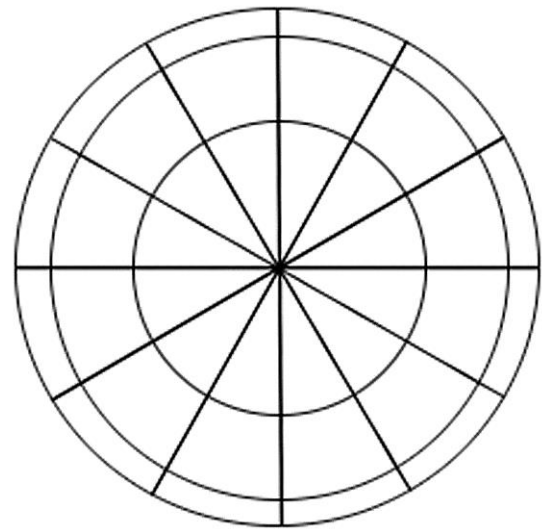
Have the Scouts draw a picture of a clown, a car or some other object while blindfolded. Agree on the picture ahead of time and then blindfold the Scouts. Take up the pictures and see if the Scouts can identify their own rawing. You may have winners or no winners.

**Outline or Wiggles**

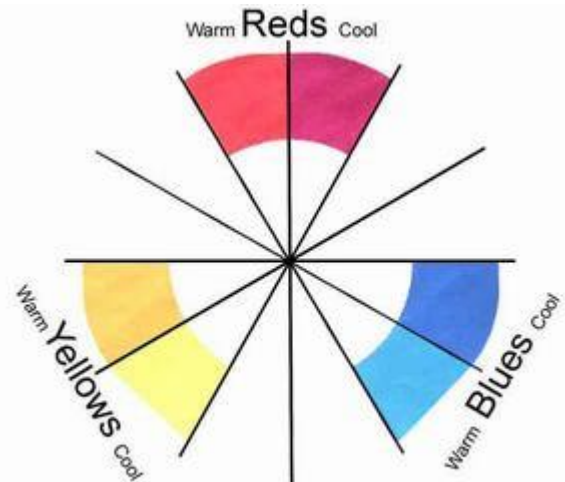
Have each Scout draw a wavy or zigzag line on paper. Have the boys exchange papers and make their line into a picture. The one with the best or funniest picture is the winner.

**THE COLOR WHEEL**

<http://www.colorfaq.com>



1. Primary colors - Add your 6 primary colors, warm and cool as

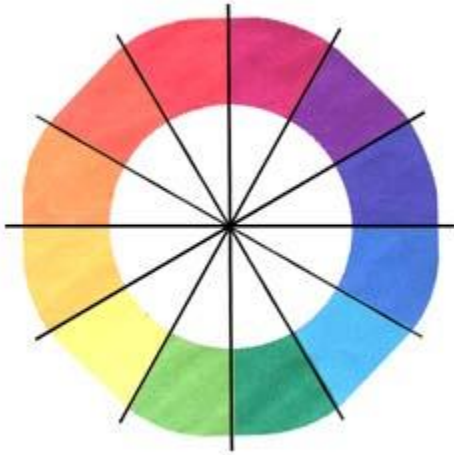


above

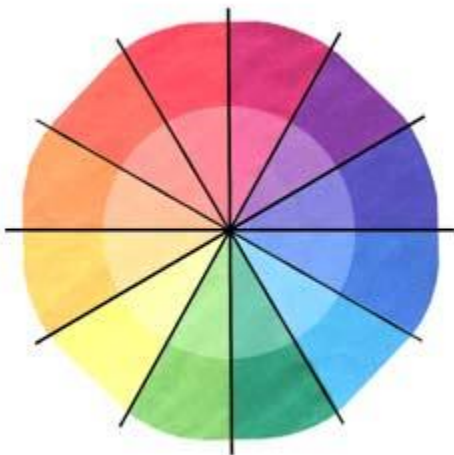
2. Adding Secondary colors

In the 2 slots in between each group

- Add a mix of Reds and Yellows, warm with warm, cool with cool
- Add a mix of Reds and Blues, warm with warm, cool with cool
- Add a mix of Blues and Yellows, warm with warm, cool with cool



3. Adding Tint - Add **White** to each color to give its Tint

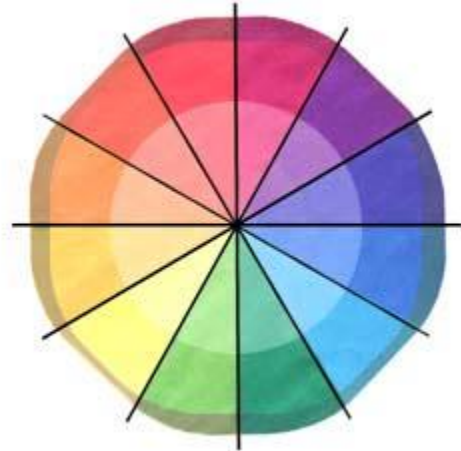


4. Adding Shades

To make a shade of a color (darker), rather than adding **Black paint** you can add a little bit of its **opposite color on the color wheel**.

This creates lots of other colors. Yellows become Yellow Ochre; Greens become Raw Umbers and Burnt Sienna.

- Add a **tiny bit** of the opposite color to your main color



**Arrow of Light**



Most second year Webelos would have completed Arrow of Light requirements and bridged to Boy Scouts in February or March. Those Packs that may have delayed the event should continue the program with their second year Webelos.

**SPORTSMAN**



**Sportsman Ideas**

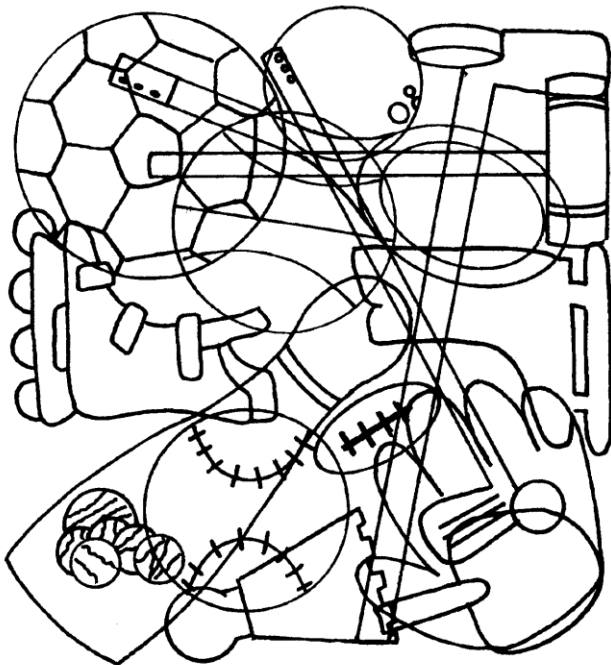
- Explain and discuss football signals.
- Invite a referee or umpire to talk with the den about signals and/or sportsmanship
- Parents and boys attend a high school or college football game.
- Go bowling as a den or at a district tournament if possible (belt loop)
- Have each boy list the sports in which he participated during the past year
- Attend a high school football/baseball game.

- Go fishing (belt loop)
- Decide on a demonstration for the pack meeting
- Learn a new sport.
- Learn what two individual and two team sports the boys will want to do.

**HIDDEN SPORTS EQUIPMENT**

Find the 18 hidden pieces of sports equipment in the picture below.

soccer ball - bowling ball - bowling pin - hockey stick and puck - croquet mallet - tennis racket - ice skates - roller blades - basketball - marbles - football - badminton - birdie - catcher's mitt - golf club and ball - baseball - table tennis paddle



**MARBLES**



*Belt Loop requirements:*

1. Explain the rules of Ringer or another marble game to your leader or adult partner
2. Spend at least 30 minutes practicing skills to play the game of Ringer or another marble game.
3. Participate in a game of marbles

*Pin*

Earn the Marbles belt loop, and complete five of the following requirements:

1. Compete in a den, pack, or community marbles tournament
2. Explain to an adult what lagging is. Demonstrate how to do it.
3. Demonstrate the following shooting techniques: knuckling down, bowling, and lofting (also called plunking).
4. Explain the correct way of scoring for a game of marbles.
5. Play five complete matches of marbles using standard rules.
6. Start a collection of marbles and show it at a den or pack meeting.
7. Write a short report on the history of marbles and share it with your den or family.
8. Explain the rules about shooters.

**HOW TO PLAY RINGER**

<http://www.landofmarbles.com>

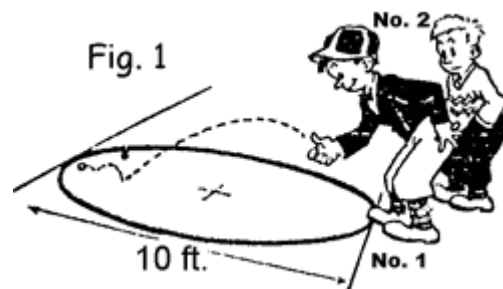


FIG. 1: To start a game of Ringer the children lag from a line, drawn tangent to the ring, to a parallel line across the ring, which would be 10 feet away. The child whose shooter comes nearest the line has the first shot. Players must lag before each game. Practice lagging, as the first shot may mean the winning

of the game before your opponent gets a shot. In lagging, a child may toss his or her shooter to the other line, or he or she may knuckle down and shoot it.




FIG. 2: This shows child No.1 who won the lag, preparing to knuckle down. His knuckle has not quite reached the ground, which is necessary before shooting. he can take any position about the ring he chooses. Notice how the 13 marbles in the ring are arranged at the start of the game.




FIG. 3: child No.1 knocks a marble from the ring on his first shot and his shooter stays in the ring. He picks up the marble. As he has knocked one from the ring, he is entitled to another try. Players are not permitted to walk inside the ring unless their shooter comes to a stop inside the ring. Penalty is a fine of one marble.




FIG. 4: Here we see child No. 1 continuing play. He "knuckles down" inside the ring where his shooter stopped on the last shot. This gives him the advantage of being nearer to the big group of marbles in the center of the ring for his next shot. Expert marble shots try to hit a marble, knock it out of ring and make their shooter "stick" in the spot.




FIG 5: On this play, No.1 hit a marble, but did not knock it from the ring. At the same time his shooter, too, stays inside the ring. He can not pick up the marble, neither is he allowed to pick up his shooter. He must leave the shooter there until the other child has played.

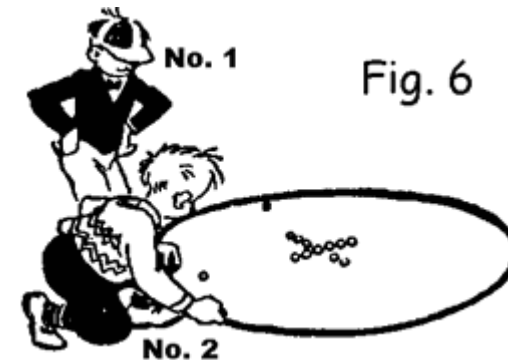


FIG. 6: child No. 2 may start by "knuckling down" anywhere at the ring edge. In this case he may shoot at the 11 marbles in the center or if he wishes, he may go to the other side and try for No.1's shooter or the marble that No.1 almost knocked from the ring.




FIG. 7: child No.2 chooses to try for No. 1 child's shooter and knocks it out of ring, winning all the marbles No.1 has taken and putting No.1 out of that game. Or he could shoot as shown in Fig. 8.




FIG. 8: child No.2 hits a marble but does not knock it out of the ring yet his shooter goes thru the ring and stops outside. The marble remains where it stopped in the ring, and as No.2 did not score, it is now the turn of No.1 to shoot again.




FIG. 9: No. 1 "knuckles down" inside the ring where his shooter stopped (Fig. 5). He is going to shoot at the marble nearest his shooter. By hitting it at the proper angle and knocking it from the ring he can get his shooter near the center of the ring for his next shot.

## More Faith Ideas

### Native American Prayer

*For that solemn moment towards the end of Den or Pack meeting, try this Native American Prayer:*

Morning Star wake us, filled with joy.  
 To new days of growing to man from boy.  
 Sun, with your power, give us light.  
 That we can tell wrong and do what is right.  
 South Wind, we ask, in your gentle way.  
 Blow us the willingness of obey.  
 North Wind, we ask, live up to thy name.  
 Send us the strength to always be game.  
 East Wind, we ask, with your breath so snappy.  
 Fill us with knowledge of how to be happy.  
 West Wind, we ask, blow all that is fair.  
 To us, that we may always be square.  
 Moon, that fills the night with red light.  
 Guard us well while we sleep in the night.  
 Akela, please guide us in every way.  
 We'll follow your trail in work or play.

### The Founder's Prayer

"Father of us all, we meet before Thee here today, numerous in the lands we come from and in the races we represent, but one in our Brotherhood under Thy Divine Fatherhood.

We come before Thee with hearts grateful and gladdened by the many blessings Thou hast granted us and thankful that our Movement has prospered as acceptable in Thy sight. In return we would lay on Thine Altar, as our humble thank-offering, such sacrifice as we can make of self in service to others. We ask that during our communion here together we may, under Thy Divine Inspiration, gain a widened outlook, a clearer vision of all that lies open before us and of our opportunity. Thus we may then go forth with strengthened faith to carry on our mission of heightening the ideals and powers of manhood, and of helping through closer understanding to bring about Thy happier Rule of Peace and Goodwill upon Earth."

*Written by Robert Stephenson Baden-Powell  
 for use in international events.*

### Two Prayers

*Pamela, North Florida Council*

Last night my son confessed to me  
 Some childish wrong  
 And kneeling at my knee  
 He prayed with tears:  
 "Dear God, make me a man  
 Like Daddy - wise and strong,  
 I know you can."  
 Then while he slept  
 I knelt beside his bed,  
 And prayed with low-bowed head:  
 "O, God, make me a child  
 Like my child here,  
 Pure, Guileless  
 Trusting Thee with faith sincere."

*Andrew Gillies, 1870-1942*

### Religious Emblems Gathering Activity

*2011-2012 CS RT Planning Guide*

**Preparations:** Enlarged copies of the religious emblems for Cub Scouts. The emblems are available in the Insignia Guide, Duty to God brochure, or the boys' handbooks. Cut apart the emblems and post them in various parts of the room. Make sure to keep together the picture of the medal, name of the program, and faith. On sheets of paper, copy only the religious emblems (without the name of the program or faith).

As people arrive, give each person a sheet with the emblems printed on it. Instruct them to go around the room and find the symbol and read the name of the program and faith. Encourage people to help each other find all the emblems. Instruct them to go around the room and find the symbol and read the name of the program and faith. Encourage people to help each other find all the emblems.



**Emblems of Faith Puzzles**

*Commissioner Dave*

**Materials:** Pictures of Religious Awards printed on card stock or pasted to thin cardboard..

- ✓ Cut the pictures into puzzle pieces - 4 or 6 per card.
- ✓ Give the boys puzzle pieces as they arrive.
- ✓ Have them try and complete the puzzle by talking with others and finding the others pieces.
- ✓ During Icebreaker have them show the completed puzzle and read the back. *(Have tape available)*
- ✓

**Faith Word Search**

*Alice, Golden Empire Council*

Words in this search all pertain to Faith – words may be in any direction.

D O G O H D M O F F Z C P A  
 N P N W B H B R C B S E L F  
 N O V L Z P I S O S C R U W  
 U E I Y U E I P N W Z T D V  
 S C J G N J J R F Q L A H B  
 Q N J D I Q F O I V F I S P  
 B A S L E L Z O D F H N V R  
 Y I E L V P E F E H U T T I  
 E L K B O F O R N H K R F N  
 R E N E R Y Y H C X U Z A C  
 U R V L N F A Z E S G L C I  
 S B V I W B B L T O U S M P  
 Z G C E R O K N T O L P X L  
 F H P F O L W O U Y R Z R E

Belief                      Principle                      Certain  
 Proof                      Confidence                      Reliance  
 Friends                      Religion                      God  
 Self                      Hope                      Sure  
 Loyalty                      Trust

**Gathering Ideas from Alice**

*Alice, Golden Empire Council*

**Gather a collection of Religious Award workbooks from different faiths – your District Executive or local scout shop might be able to help with this.** Encourage parents to use the workbook published for their faith to help the boys complete the BSA Religious Award.

**Invite local Boy Scouts who have earned their BSA Religious award to visit -** ask them to share what they did to earn the award, what affect it had on their life, what cub scouts can do to prepare to honor their faith.



**Choose a painting of a story that demonstrates faith and share it with the boys.** You might choose a well-known one such as David and Goliath from the Bible, or even a picture of a news event that shows faith in action. Let the boys tell the story if they are familiar with it, and talk about how it shows faith. What would they do in the same situation? Is it always easy to have faith? To do the right thing? What if you have to stand up to your friends?

**Faith Bingo**

*Commissioner Dave*

Give each person a Board. They are to go around and meet people. After meeting someone and learning their name, they are to ask them to sign a box. Each person can only sign one box!!! This is not a speed contest; there should be discussion and introduction before signing!! Here is a sample board-boxes may be changed to suit your group

EARNED A RELIGIOUS AWARD AS A YOUTH	SERVES AS AN USHER IN CHURCH	HAS BEEN ON A MISSION TRIP A TO HELP OTHERS	VOLUNTEERS WITH A GROUP AT CHURCH	ATTENDED A CHURCH CAMP AS A YOUTH
READ FROM THE BIBLE OR OTHER RELIGIOUS BOOK THIS WEEK	EARNED RELIGIOUS AWARDS AT SEVERAL LEVELS OF SCOUTING AS A YOUTH	IS AN OFFICER IN YOUR CHURCH	KNOWS PRAYER IS POWERFUL	HAS MENTORED A SCOUT ON HIS RELIGIOUS AWARD
HAS HELPED AT A VBS OR CHURCH CAMP	HAS THANKED GOD FOR THE BEAUTY OF THE EARTH	<b>FREE !!!</b>  <b>SIGN YOUR NAME</b>	HAS ATTENDED A SCOUT SERVICE WHILE CAMPING	HAS BROUGHT A VISITOR TO CHURCH
HAS TOURED A CHURCH OR SANCTUARY	HAS BEEN A CHAPLAIN OR CHAPLAIN'S AIDE FOR A UNIT	KNOWS AT LEAST ONE TIME GOD HELPED SOLVE A PROBLEM	WAS PRESENTED THE ADULT RELIGIOUS RECOGNITION OF YOUR FAITH	HAS TRAVELED TO A SACRED PLACE IN ANOTHER COUNTRY
SAYS GRACE AT MEALS	HAS TAUGHT SUNDAY SCHOOL OR OTHER YOUTH CLASS	FAMILY PRAYS TOGETHER	WENT TO CHURCH LAST SUNDAY	THANKS GOD WHEN THINGS GO WELL

Be sure to enlarge the BINGO Board to fill a sheet of paper and put some directions on the sheet, too.

### Faith Opening

2011-2012 CS RT Planning Guide

**Materials:** Five large cards with letters to spell out "faith" on one side and script on the other

- Cub #1:** F is to follow. We follow the beliefs of our faith and practice them with our family.
- Cub #2:** A is to act. We act in ways that show our love and faith.
- Cub #3:** I is to involve. We involve ourselves in helping others with service projects and learning about our faith.
- Cub #4:** T is to thank. We thank our God for our families, our friends, and all that he has given us.
- Cub #5:** H is to hope. We hope for a better world as we practice our faith.

### Where Faith is Found Opening

*Alice, Golden Empire Council*

**Materials:** Have each boy make a sign to hold with the letter he has been assigned. Alternately, you can simply download images or make letter signs. Write each boy's part on the back of the sign in large letters.

**Narrator:** This month we have been learning all about Faith – see if you recognize these examples of where Faith is Found.



**Cub #1:** (*holding up letter or posting on the wall*) Follow the example of your religious leaders, your grandparents, or others who have great faith – it will help you find your own Faith.



**Cub #2:** (*holding up letter or posting on the wall*) Always look for examples of faith as you enjoy the outdoors – like the breeze, faith cannot be seen – but you can feel its presence.



**Cub #3:** (*holding up letter or posting on the wall*) If you want to have faith, learn to serve others – without complaining.



**Cub #4:** (*holding up letter or posting on the wall*) Trust in your God, your Country and Yourself – And always be a person that can BE trusted if you want to find Faith.



**Cub #5:** (*holding up letter or posting on the wall*) How you ACT will show what you really believe.

(All boys return and hold up their letters)

**All:** SHOW YOUR FAITH!

**Narrator:** As you can see, the boys have learned some important ways to really SHOW their faith. And we'd like you to join us in Showing how we feel about our Country – where every person can follow their own faith, and worship as they please....

(Lead into the Flag Ceremony)

### Faith Based Stories

[http://scouts.org.uk/documents/Magazine/decjan\\_09/beavdecjan09.pdf](http://scouts.org.uk/documents/Magazine/decjan_09/beavdecjan09.pdf)

There are many stories that relate to the Beaver *Scout (US - Cub Scout)* Promise, and which come from the many faiths that make up our nation's identity. Here is a snapshot:

- The Good Samaritan (Christianity). The classic tale of the man from Samaria who, unlike the others who passed by, helped a man in desperate need. [www.tinyurl.com/l9rdd8](http://www.tinyurl.com/l9rdd8)
- The snake in the wall (Judaism). A tale about a girl who was especially kind and helpful and who was rewarded with her life. [www.tinyurl.com/l3oqju](http://www.tinyurl.com/l3oqju)
- A brother like that (Islam). A modern parable about thinking of others and being kind. [www.tinyurl.com/lofm36](http://www.tinyurl.com/lofm36)
- Six blind men and the elephant (Hinduism) A great poem about how you shouldn't make decisions based on one piece of evidence. [www.tinyurl.com/ly89f5](http://www.tinyurl.com/ly89f5)

Read some of these stories to the Beaver Scouts (*US - Cub Scouts*) and they can then act them out in small groups or draw the story for themselves in cartoon form.

### Faith Audience Participation Story

*Wendy (of Chief Seattle)'s version of an old joke*

Divide the audience in half. Assign a word and a response to each side of the group. Have them practice as you make assignments.

**Water:**

say "glug, glug, glug" while slowly standing up

**Man:**

say "help, help!" and wave arms above head

It had been raining for days and days, and a terrible flood had come over the land. The **waters** rose so high that one **man** was forced to climb onto the roof of his house.

As the **waters** rose higher and higher, a sailor in a rowboat appeared, and told him to get in. "No," replied the **man** on the roof. "I have faith in the Lord; the Lord will save me." So the sailor in the rowboat went away. The **man** on the roof prayed for God to save him.

The **waters** rose higher and higher, and suddenly a speedboat appeared. "Climb in!" shouted a woman in the boat. "No," replied the **man** on the roof. "I have faith in the Lord; the Lord will save me." So the woman in the speedboat went away. The **man** on the roof prayed for God to save him.

The **waters** continued to rise. A helicopter appeared and over the loudspeaker, the pilot announced he would lower a rope. "No," replied the **man** on the roof. "I have faith in the Lord; the Lord will save me." So the helicopter went away. And the **man** on the roof prayed for God to save him.

The **waters** rose higher and higher, and eventually they rose so high that the **man** on the roof was washed away into the **water**, where alas, he drowned.

Upon arriving in heaven, the **man** marched straight over to God. "Heavenly Father," he said, "I had faith in you, I prayed to you to save me, and yet you did nothing. Why?" God gave him a puzzled look, and replied "I sent you two boats and a helicopter, what more did you expect?"

**Moral #1:** Looking through the eyes of faith we can see God's miracles, which may be disguised as coincidences and ordinary, everyday occurrences, and be grateful for the many small miracles around us.

**Moral #2:** We need to see with the eyes of faith, so we can recognize when God is trying to help us, and do our part.

### Faith Advancement Ceremony

*Alice, Golden Empire Council*

This ceremony can be done using either fire building, cooking or gardening materials. Gather gardening, fire building, or cooking materials to use as props. You could either use just one type of material, or you could use gardening materials for the Tigers and Wolf den boys, Cooking materials for Bears and Fire Building materials for Webelos/Arrow of Light boys. Each boy's advancement items should be placed under (or in) an item, then brought out as the boys and their parents are called up. For example:

**Cubmaster:** (*pointing to gardening equipment*) The boys in the Tiger den have been learning all about Faith this month - They planted some seeds - and watched them grow. I'd like to call up \_\_\_ and his parents. (*holds up seed packet and removes advancements - gives parent pin to boy to present, and advancement to parents to present to boy*) ....

*Continue calling up and presenting awards -*

*You could also make comparisons to the planting directions (scriptures), trowel (to prepare the soil), watering can (need to nourish faith), etc.*

*If using cooking materials, use Recipe as Scriptures, Baking Powder or yeast as the way to raise the dough, mixing or kneading as the way to practice faith, etc.*

*With Fire building materials, Shovel to prepare the area, tinder as first stirrings of faith, then kindling and fuel; you could also include a match as the "spark" that activates, and the need for air to keep fire going.*

### North Star Advancement Ceremony

*2011-2012 CS RT Planning Guide*

**CUBMASTER:** For thousands of years, men have known that the North Star is fixed. Shepherds knew it before the time of Christ, and seamen have used the North Star and other heavenly bodies to guide their ships to port ever since they first dared leave the sight of land. Even today, the North Star guides many travelers to help find their way.

Cub Scouts don't need stars to find their way. But we do have our own guiding stars to help us through life. They are your church and your school, for instance. In Cub Scouting, our navigational aids are the Promise and the Law of the Pack. They tell us how we should act and what we should do for ourselves and for others. The Cub Scout Promise and the Law of the Pack are just like the stars by which the seaman steered his ship.

Tonight we honor the Cub Scouts who are navigating straight and true on the Cub Scouting trail. With their parents' help, they have completed requirements for many awards and have shown that they live by the Promise and the Law. (*For each award, give a brief explanation of the award and call forward the recipients and parents. Present the awards to parents so they can present them to their sons.*) **Lead Cheer!!**

### Recognition Religious Emblem Square Knots

*2011-2012 CS RT Planning Guide*

**Materials:** Religious emblem square knots

**Cubmaster:** When a Cub Scout recites the Cub Scout Promise, he promises to do his duty to God. Tonight the following Cub Scouts have kept their promise by completing the requirements for the religious emblem of their respective religious institutions. (*Call the boys and families forward.*)

**Assistant CM:** As you can see, these boys have already received a medal from their religious institution in recognition of their achievement. These are not Scouting awards. The religious bodies in the United States have programs to recognize members of youth organizations such as the Boy Scouts of America and the Girl Scouts of the U.S.A., who demonstrate faith, observe their creeds or principles, and give service. Scouting recognizes this achievement by presenting them with this square knot to place above the left pocket of the uniform shirt. This knot is so special that a boy can wear it on his Boy Scout uniform and adult uniform as he grows older.

**Cubmaster:** Because parents play an important role in guiding their children in their religious growth, I'll ask the parents to present the religious emblem knots to their sons. (*Parents present the knots to their sons.*)

**Congratulations! Lead Cheer!**

### Faith Is.... Song

*Alice, Golden Empire Council  
(Tune: Row, Row, Row Your Boat)*

Each day the Sun will Rise,  
Each night will bring the Moon,  
The seasons too will come and go,  
As Midnight follows Noon  
  
Each seed can also grow,  
When planted in the soil,  
With water, sun and fertile earth,  
And a gardener to toil  
  
Winds blow upon the earth,  
Unseen by human eyes

But on my cheek I feel the breeze  
 And that's a solid prize  
 Just like the tiny seed  
 Your faith can also grow,  
 By every kind and trusting deed  
 With actions you can show.....  
 Faith, too cannot be held,  
 Its color does not show,  
 But when you walk in humble faith,  
 There is no doubt, you KNOW

### **Kumbaya Song**

*Baloo's Archives*

Kumbaya, Lord, kumbaya  
 Kumbaya, Lord, kumbaya  
 Kumbaya, Lord, kumbaya  
 Oh, Lord, kumbaya

Someone's prayin', Lord, kumbaya  
 Someone's prayin', Lord, kumbaya  
 Someone's prayin', Lord, kumbaya  
 Oh, Lord, kumbaya

Someone's singin', Lord, kumbaya  
 Someone's singin', Lord, kumbaya  
 Someone's singin', Lord, kumbaya  
 Oh, Lord, kumbaya

Kumbaya, Lord, kumbaya  
 Kumbaya, Lord, kumbaya  
 Kumbaya, Lord, kumbaya  
 Oh, Lord, kumbaya  
 Oh, Lord, kumbaya  
 Oh, Lord, kumbaya

### **He's Got The Whole World In His Hands Song**

*Traditional*

He's got the whole world in His hands,  
 He's got the whole world in His hands,  
 He's got the whole world in His hands,  
 He's got the whole world in His hands.

He's got my brothers and my sisters in His hands,  
 He's got my brothers and my sisters in His hands,  
 He's got my brothers and my sisters in His hands,  
 He's got the whole world in His hands.

He's got the sun and the rain in His hands,  
 He's got the moon and the stars in His hands,  
 He's got the wind and the clouds in His hands,  
 He's got the whole world in His hands.

He's got the rivers and the mountains in His hands,  
 He's got the oceans and the seas in His hands,  
 He's got you and he's got me in His hands,  
 He's got the whole world in His hands.

He's got everybody here in His hands,  
 He's got everybody there in His hands,  
 He's got everybody everywhere in His hands,  
 He's got the whole world in His hands.

### **For The Beauty Of The Earth Hymn**

*Alice, Golden Empire Council*

For the beauty of the earth,  
 For the glory of the skies,  
 For the love which from our birth  
 Over and around us lies:  
 Lord of all, to Thee we raise  
 This our hymn of grateful praise.

For the beauty of each hour  
 Of the day and of the night,  
 Hill and vale, and tree and flower,  
 Sun and moon and stars of light:  
 Lord of all, to Thee we raise  
 This our hymn of grateful praise.

### **Faith Is Applause:**

*Alice, Golden Empire Council*

(This is a repeat after me applause)

The Sun will rise (Audience repeats)  
 The Seed will grow (Audience Repeats)  
 The Wind will blow (Audience Repeats)  
**I KNOW!** (Audience Repeats Three Times)

### **Praying RUN-ON**

*Alice, Golden Empire Council*

*Have a boy walking across the stage, praying as he goes -*  
 "Dear God, I didn't think orange went very well with purple  
 until I saw the sunset you made on Tuesday. That was really  
 extra cool. Eugene."

### **A Gardener's Faith Skit**

*Alice, Golden Empire Council*

*I numbered the boys, and I made them Tigers – but just adapt to the rank and number of boys you have. If you have real props, that would be great – and some farmer hats or costumes would be great, too. But a good imagination and some real “acting out” – making big motions – can also tell the story – you could even add sound effects! Alice*

**Narrator:** Any farmer can tell you that it takes a lot of Faith to grow things – faith that in spite of sudden storms, wind, hail, drought, and everything else that can come along – you plant those seeds and have FAITH they will turn into bumper crops! So these young Tiger scouts are no different:

**Tiger #1:** I've got the packet of seeds to plant.

**Tiger #2:** I've got the shovel to turn over the earth.

**Tiger #3:** I've got the string to mark the rows.

**Tiger #4:** I've got the watering can to water our seeds.

**Parent or Leader:** OK, boys, first we need to turn over the dirt – great job!

*(Boys make a show of digging, wiping their foreheads)*

**All:** Boy this is hard work – I sure am thirsty!

**Parent or Leader:** OK, we'll take a break to get a drink.....(Boys get a drink).....Well, time to get back to work – we have to mark the rows!

**Tiger #5:** How do we do this?

**Tiger #6:** Find some sticks – we have to have one at each end of the rows.

**Tiger #7:** Be sure it's straight. Make a hole for each seed.

*(Everyone makes a show of poking a finger in the ground, then dropping a seed in and covering it with dirt)*

**Tiger #4:** OK – time to water our seeds. (He makes a show of walking along and watering.

**Parent or Leader:** Great job, boys – now all we need is sun, and regular watering, and weeding – and we'll soon have all kinds of great food!

**Tiger #1:** Hey talking about food – all this work made me hungry – let's get a snack.

*(Everyone begins to walk off, but one Tiger says to another)*

**Tiger #3:** Just think - by next week, we can have some carrots to munch on!

**Parent or Leader:** (Rolling eyes and looking toward audience) Now, that's FAITH for you!

*You could use the same kind of idea, but make the skit about catching a fish, or making a cake. Alice*

### **Cookies of Faith Skit**

*Alice, Golden Empire Council*

Use the scriptures in Cub Grub, and take turns “adding” ingredients after finding out what they are by finding the scripture. Start out by reading from a REALLY large recipe book (great place to hide the script). Follow every step, including turning on the oven. You could really ham it up, with paper chef hats an extra large bowl and spoon to stir with. Pretend to put your cookies on a large cookie sheet, then into an “oven” (cardboard box). Set the timer, then have someone make the sound of it ringing. Then make a great show of taking the cookies out of the oven, using the spatula to take them off the cookie sheet, waiting for them to cool, then taking a big bite and saying – YUMMMM!

*If you want some real applause, finish up by giving everyone in the audience a cookie that you made earlier!*

### **Faith Based Four Corners Game**

*A Baloo Original*

- ✓ Label each of the four corners of the hall with an icon from a different faith (e.g. Christianity - cross, Judaism - Star of David, Hinduism- Om and Islam-Crescent.)
- ✓ Have a stack of cards, each with a word or saying related to one of the four faiths you posted in the corners.
- ✓ Take the top card and call out the fact written on it.
- ✓ Tell the Scouts to go to the corner with the emblem of the faith to which the fact relates.

- ✓ The Scouts then run to the corner of the room they think is correct.

After writing your cards, you may wish to review some things before beginning the game to make sure everyone has a fair chance at the game

#### **Alternate #1 -**

Play like regular Four Corners. Just using the four symbols.

#### **Other Alternate Ideas for cards - Such as:**

- Religious Leaders - Brahmins (Hindu), Imams (Islam), Rabbis (Jewish), Pastors, Priests, vicars (Christianity)
- Clothing - Kacch, white shorts (Sikhs), Yarmulkes, a little cap that covers the crown of the head, as a mark of respect for God (Jewish).
- Festivals - Pesach or Passover, a festival held in March or April (Jewish), Pentecost (Christian), Ramadan (Islam), Eid Al-Adha (Muslim)
- Places of Worship - Mosques (Muslims), Temples (Jewish), Churches (Christian)
- Important Cities - Jerusalem (Jewish, Christian, Islam, Muslim). Mecca (Islam), Rome (Catholic)

### **True Blue A game about Faith and Trust.**

*Alice, Golden Empire Council*

**Materials:** Cards with various situations on them; Red and Blue Poker-type chips, or a piece of paper and pencil to keep score.

**Optional:** Cut out some blue circles, or use colored adhesive dots and give each person a piece of paper to put their dots on and keep their own score.

**Directions:** Explain the game. Each person is trying to get as many points as possible. Points are earned according to what it says on the cards. Each card has a different situation where a choice would have to be made about the right thing to do.

If the card says you made the right choice, you earn blue dots (or chips). If you are using red and blue chips, you also give red chips for wrong choices and blue ones for right choices, as indicated on the card.

If you have only adhesive dots, give them out when a right choice is made – if a wrong choice is made, either take back the dots or cross them out with a marker.

The cards can be drawn from a stack, or taped to the wall and chosen by each boy in turn. The consequence, good or bad, is listed on the card.

***Before you begin, give each boy a “free” blue dot, or chip or point – explain that when you meet someone for the first time, they will GIVE you trust – but then you have to EARN their trust from then on. And you can lose that trust if you don't tell the truth or do something that makes it hard for them to trust you.***

***True Blue is like that too – you will GIVE a little trust, and they must EARN the rest.***

Below are some sample cards:

<p>Your Dad says he will give you a dollar to get some candy. But he gives you \$2 by mistake, and you spend it all!</p> <p><b>Lose 2 points or get 2 red dots.</b></p>	<p>Your Dad says he will give you a dollar to get some candy. But he gives you \$2 by mistake, and you spend it all!</p> <p><b>Earn 2 blue chips, dots Or points</b></p>
<p>The referee doesn't see a foul you made. You admit it and take the consequence.</p> <p><b>Earn 3 blue chips, dots or points</b></p>	<p>You have to finish your homework before play – You say you're done so you can play – you'll finish later.</p> <p><b>Lose 2 points or get 3 red dots</b></p>
<p>Your friend asks you to tell him the right answer on a test. You write it down and pass it to him.</p> <p><b>Lose 3 points</b></p>	<p>Everyone is making fun of a new boy who wears a headpiece. You choose him for your team.</p> <p><b>Earn 3 points</b></p>
<p>The Den Leader asks if you did the assigned homework. You admit you only did part of it.</p> <p><b>Earn 2 points</b></p>	<p>The Den Leader asks if you were there the day they did an arrow point activity – you lie and say yes.</p> <p><b>Lose 3 points</b></p>
<p>Your Mom gives you credit for raking the leaves –but your brother did the job. You take the cookies she offers as reward.</p> <p><b>Lose 2 points</b></p>	<p>Your Mom gives you credit for raking the leaves –but your brother actually did it. You take the cookies she offers as reward.</p> <p><b>Earn 3 points</b></p>
<p>You already had your treat; your leader gives you another and you take it – no one saw you eat it.</p> <p><b>Lose 2 points.</b></p>	<p>There's a bowl of M&amp;M's on the table for a den game – you grab some when no one is looking.</p> <p><b>Lose 2 points</b></p>
<p>A new boy joins the den – he stutters, so you</p>	<p>A new boy who is really shy joins the den – you</p>

<p>don't want to be his buddy.</p> <p><b>Lose 3 points</b></p>	<p>volunteer to be his buddy and help him earn Bobcat.</p> <p><b>Earn 4 points</b></p>
--	--

For this game to be most effective, talk about the ideas and responses after you play the game. Ask how boys would feel if they were in that situation. What would they do? Say?

In the game, each boy drew a card to earn or lost trust – what happens in real life?

What happens when people learn they can trust you? What if they can't always trust you or count on you?

Which card situation would be hardest? Why? How does this relate to real life? What is one thing you are going to do today to help other people trust you?

**True Blue Skit Idea:**

You could use any of the scenarios above and have the boys act them out. You could ask the audience to vote on what the boy should do and toss out confetti or even small candies when they make the right choice.

**Unravel the Knot Game**

*Alice, Golden Empire Council*

In a circle, people put their arms in and hold someone else's hand, then try to unravel the knot without letting go of hands. Remind the boys that when you have Faith in Something or Someone, you don't want to let go!

**Baden-Powell Closing**

*Alice, Golden Empire Council*

**Cubmaster:** As we prepare to close this meeting, I'd like to quote something Baden-Powell had to say about religion and faith.

“Religion, briefly explained, means: First: know who God is; Second: use to the best the life He gave us, and do what He expects from us. This means mostly doing something for the others.”

- Cub #1:** In our families we should spend time learning to know who God is.
- Cub #2:** And in Scouting, we need to “Do Our Best” with what God gave each of us.
- Cub #3:** We need to spend more of our time doing something for others.
- Cub #4:** Our flag is a symbol of men and women who have sacrificed for others – and some who have given their lives.
- Cub #5:** There's a special way to say “Thank you” whenever we see someone from the military – just put your hand by your heart and then bring it down in front of you, like this – (*Cub demonstrates*)



**Cub #6:** Will the audience please rise....(Go into the flag retrieval ceremony)

*Note: This could also be used as an Opening Ceremony with just a change of wording at the beginning, and changing to the flag posting ceremony. Alice*

### Beatitudes for Cubs

*Commissioner Dave*

**Materials:** Make sure everyone has a copy of the Closing.

Explain the leader will say the first part and the audience will respond.

**Leader:** Blessed are the Scouts, who are taught to see beauty in all things around them,

**Scouts:** For their world will be a place of grace and wonder.

**Leader:** Blessed are the Scouts, who are led with patience understanding,

**Scouts:** For they will learn the strength of endurance and the gift of tolerance.

**Leader:** Blessed are the Scouts, who are provided a home where family members dwell in harmony and close communication,

**Scouts:** For they shall become the peacemakers of the world.

**Leader:** Blessed are the Scouts, who are taught the value and power of truth,

**Scouts:** **For they search for knowledge and use it with wisdom and discernment.**

**Leader:** Blessed are the Scouts, who are loved and know that they are loved,

**Scouts:** For they shall sow seeds of love in the world and reap joy for themselves and others.

**All** Amen

### Great Master We Give Thanks Ceremony

Boys in an inner circle, hands across chest. Adults in an outer circle behind the boys, hands across chest.

**1st Den:** For all the food that the Great Master provides for us we give thanks.

**2nd Den:** For all the beauty that the Great Master surrounds us, we give thanks.

**3rd Den:** For all of our parents and leaders who guide us, Great Master, we give thanks.

**Cubmaster and Adults Together:** (extend arms)  
And now Great Master guide us in love and friendship until we meet again.

### North Star Cubmaster's Minute

#### 2011-2012 CS RT Planning Guide

We all enjoy gazing at the stars in the sky. Stars are especially beautiful when you are away from the city lights. Among all those stars, there is a special one. That's the North Star. It is special because while the positions of other stars change throughout the night, the North Star remains constant. Since ancient times, the star has been used for navigation and has guided people on their journeys on land and sea. Just like your faith. Your faith guides you on your journey throughout your life.

### Baden-Powell on Faith Cubmaster's Minute

*Alice, Golden Empire Council*

Baden-Powell was totally unembarrassed about the role of faith in character-building. At the heart of the Scouting and Guiding promises was their 'duty to God'. When dealing with conflicts in the Scouting movement, B.P. recommended that people "...ask themselves the simple question, 'What would Christ have done under the circumstances?'" and be guided accordingly." Baden-Powell saw a danger in Scouting that the recreational might overwhelm the spiritual side. So he wrote them... "Don't let the technical outweigh the moral. Field efficiency, backwoodsmanship, camping, hiking, good turns, Jamboree comradeships are all means, not the end. The end is CHARACTER --character with a purpose...the active service of Love and Duty to God and neighbour."

### Gold Medal Faith Cubmaster's Minute

*Wendy, Chief Seattle Council*

For months, Eric Liddell trained with his heart set on winning the 100 meter race at the Olympics of 1924. Many sportswriters predicted he would win. At the games, however, Liddell learned that the 100 meter race was scheduled to be run on a Sunday. This posed a major problem for him, because Liddell did not believe he could honor God by running on the Lord's Day. He bowed out of the race and his fans were stunned. Some who had praised him in the past now called him a fool. He came under intense pressure to change his mind, but Liddell stood firm.

Then a runner dropped out of the 400 meter race, which was scheduled on a week day, and Liddell offered to fill the slot. This was not really "his race" – the distance was four times as long as the race for which he had trained diligently. Even so, Liddell crossed the tape as victor and set a record of 47.6 seconds in the process. He had earned an Olympic gold medal...and made an uncompromising stand for his faith.

Liddell went on to become a missionary in China, where he died in a war camp in 1945. He lives in history as a man known more for his inner mettle than for his gold medal.-- From "God's Little Devotional Book for Men," p. 159.

### The Rabbi & The Soap Maker Cubmaster's Minute

*San Gabriel, Long Beach Area, Verdugo Hills Councils*

A Rabbi and a soap maker were walking along and the soap maker questioned the Rabbi by asking, "What good is religion? There's been religion for a long time, but people are

still bad to each other." The Rabbi was silent until they saw a boy who was dirty from playing in the street. The Rabbi asked the soap maker, "What good is soap? We've had soap for many, many years and people still get dirty." The soap maker protested the comparison and insisted that the soap had to be used in order to keep people clean. "Exactly my point," said the Rabbi. "Religion," he said, "has to be applied in order to do anybody any good."

### Believing Without Seeing Cubmaster's Minute

*2011-2012 CS RT Planning Guide*

We all have heard the expression 'Seeing is believing.' Faith is believing in your God without seeing, without having to have the proof. The same things can be said about boys. We should not have to require proof that the boys are capable of things. We just need to believe in them. We just love them and guide them. As in faith, sometimes this is not easy, but just as in faith, we should strive. We can also say about faith that some things need to be believed in order to be seen. Again we can say the same thing about boys. We can be awfully blind to what is obvious. We have to believe in the abilities and qualities of the boys in order to see them. Believing without seeing—that is what a Cub Scout leader should do."

### Declaration of Religious Principle.

The Boy Scouts of America maintains that no person can grow into the best kind of citizen without recognizing an obligation to God and, therefore, acknowledges the religious element in the development of youth members. However, the BSA is absolutely nonsectarian in its attitude toward that religious development. Its policy is that the organization or institution with which youth members are connected shall give definite attention to their religious life. Only adults willing to subscribe to this declaration of principle and the Bylaws of the Boy Scouts of America shall be entitled to certificates of leadership.



### Scripture Cookies

To find each ingredient, look up scripture reference and fill in blank. Some clues are subtle, so check list of ingredients on bottom of page before making cookies.

#### Ingredients:

3/4 cup "The words of his mouth were smoother than \_\_\_\_" ([Ps. 55:21](#))

1/3 cup "Come unto me all ye ends of the earth, buy \_\_\_\_ and honey" ([2 Ne. 26:25](#))

1 1/2 cups "To what purpose cometh there to me ... the \_\_\_\_ from a far country?" ([Jer. 6:20](#))

2 "As one gathereth \_\_\_\_ that are left, have I gathered all the earth" ([Isa. 10:14](#))

2 cups "And Solomon's provision for one day was thirty measures of fine \_\_\_\_" ([1 Kgs. 4:22](#))

1 teaspoon "Take thou also unto thee principal spices, ... and of sweet \_\_\_\_ half so much" ([Ex. 30:23](#))

1 teaspoon "Ye are the \_\_\_\_ of the earth" ([Matt. 5:13](#))

1/2 teaspoon "The kingdom of heaven is like unto \_\_\_\_" ([Matt. 13:33](#))

3 cups "Nevertheless, ... \_\_\_\_ for the horse" ([D&C 89:17](#) or Gen. 1:13-14 —*you will have to explain that oats are a grain and a plant bearing seed- the word oats doesn't appear in the Bible*)

1 cup "And they gave him ... two clusters of \_\_\_\_" ([1 Sam. 30:12](#))

#### Directions:

- ✓ Beat first four ingredients together.
- ✓ Mix in remaining ingredients.
- ✓ Drop by teaspoonfuls onto greased cookie sheet.
- ✓ Bake at 350° F (175° C) for 15 minutes.

#### Answers for Ingredients:

*3/4 cup butter, 1/3 cup milk, 1 1/2 cups sugar (sweet cane), 2 eggs, 2 cups flour, 1 teaspoon cinnamon, 1 teaspoon salt, 1/2 teaspoon baking soda (leaven), 3 cups oats, 1 cup raisins*

## More Soaring the Skies Ideas

### Lost in Space Word Search Gathering

*Baltimore Area Council*

Find 27 words about astronomy hiding across, down, backwards, and diagonally. For a harder puzzle, cover up the word list and see how many you can find on your own.



T H E S A T E L L I T E S U ' C I  
 E A N H A N T T I F S T A R S I  
 C M S U U L T L T T H E O A R Y  
 I L E T R I U E K E M B T N E S  
 V T P T R E M B L I A U S U T H  
 A E T L S O T D E E R T H S E R  
 N I N E C Y N I L N S N G S O F  
 U S O U A T S O P U R C N A M R  
 S E O S S C H R M U O M O E P H  
 O S M E T K D E A Y J E T P N T  
 T S P A C E R T I L R E U E E R  
 L Y O A F C N S L O O L L S T A  
 A I L Q U A S A R R S S P R L E  
 I B N R E Y X A L A G L U G G A  
 G E Y M A R K R R P U S S E L L

- |               |           |              |
|---------------|-----------|--------------|
| ASTEROID BELT | METEOR    | SATURN       |
| ASTRONOMY     | MOON      | SHUTTLE      |
| BLACK HOLE    | NEBULA    | SOLAR SYSTEM |
| COMET         | NEPTUNE   | SPACE        |
| EARTH         | PLANETS   | STARS        |
| GALAXY        | PLUTO     | SUN          |
| JUPITER       | PULSAR    | TELESCOPE    |
| MARS          | QUASAR    | URANUS       |
| MERCURY       | SATELLITE | VENUS        |

**Paper Glider Gathering**

*Catalina Council*

1. Fold down upper two corners (Fig #1)

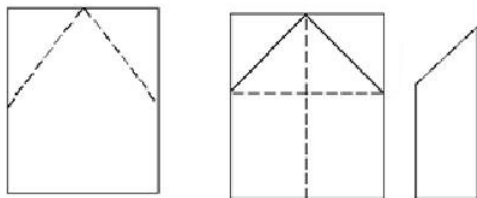


Fig #1

Fig #2

2. Fold paper in half lengthwise (Fig #2)
3. Take out two corners and fold as shown in Fig #3



Fig #3

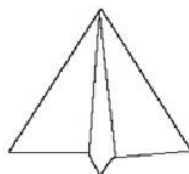
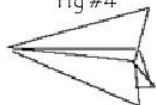


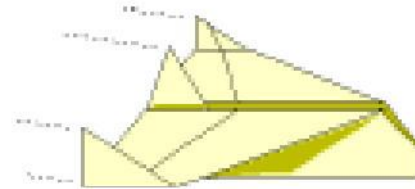
Fig #4



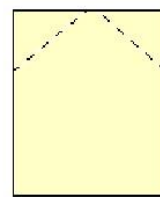
4. Your finished glider should look like Fig #4.

**Flying Paper Wing Gathering**

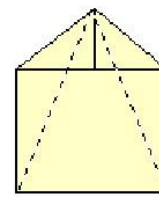
*Catalina Council*



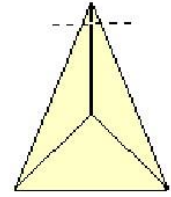
Find some scrap paper, and try to fold this paper airplane. Remember to recycle the paper when you are done.



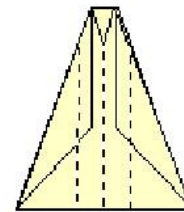
Step 1



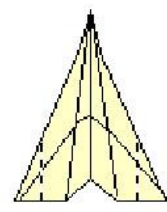
Step 2



Step 3



Step 4

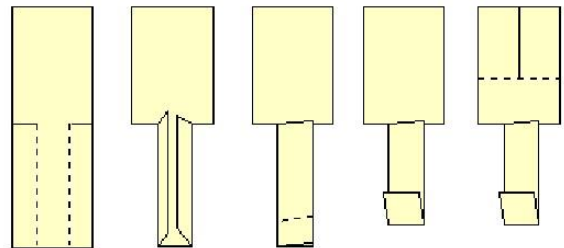


Step 5

**Paper Copter Gathering**

*Catalina Council*

Construct this paper helicopter from colored card stock (80 lb. paper). To make the copter snip faster, attach a large paper clip to the bottom flap or tape on a penny.



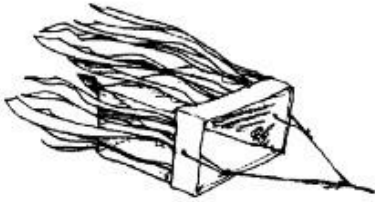
**Grocery Bag Kites Gathering**

*Catalina Council*

**Materials:**

- ✓ large paper grocery bag
- ✓ hole punch
- ✓ circular reinforcements
- ✓ scissors

- ✓ lightweight string
- ✓ markers
- ✓ stapler or glue
- ✓ crepe paper streamers



**Directions**

- \* Punch a hole in each of the four corners of a large paper bag at least 1 inch from the top edge of the bag.
- \* Stick a circular reinforcement around each hole on each side of the bag.
- \* Cut two 3-foot lengths of string and tie each end to a hole to form two loops.
- \* Tie another 3-foot length of string through the two loops to create a handle.
- \* Decorate the bag with markers. Glue or staple crepe-paper streamers to the bottom of the bag.
- \* Hold onto the string as you run; the bag-kite will fill with air and float behind you.

**Rocket Assembly Teams Gathering**

*Grand Teton Council*

Hand out paper slips with an airplane/rocket part written on each. Pack members arriving are each given a slip and are to find other members with the same airplane part. If you want to get really elaborate, the papers could be shaped as the part in question, rather having the part written on it. Depending on the expected size of attendance, this will break the pack into smaller subgroups. Members of each group are to introduce themselves to each other and collect information from each other.

**Suggested parts for cards:**

Propeller	Jet	Wing
Stabilizer	Fuselage	Nosecone
Tailfin	Auxiliary Tank	Cabin
	Landing Gear	

**Suggested information to learn about team members:**

- ✓ Birth date (no year)
- ✓ Have you ever flown in an airplane
- ✓ If so, when first; when last
- ✓ What is your favorite destination for a flight (could be "wishful thinking")
- ✓ Do you know anyone who is a pilot, flight attendant, etc.
- ✓ What airports have you been to
- ✓ Have you ever watched a rocket launch
- ✓ Do you know the name of any astronaut – past or present

A short time during the meeting could be dedicated to allowing one person from each group to introduce another member of the group to the whole pack, and relate one or more of the Flight-related items they have found out about the person. This should preferably be a Cub Scout (introducing or being introduced).

**Paper Plane Folding Gathering**

*Grand Teton Council*

Everyone gets a sheet of paper and is challenged to make a paper airplane. Sheets could be 1/2-sheets of copier paper (8 1/2 x 11). Have everyone write their names on the plane they made. Planes don't have to be flyable. Alternatively, a sure-fire flyable pattern could be posted that attendees are encourage to copy.

**Airplane Word Search Gathering**

*Utah National Parks Council*

```

G G R O U N D C R E W F K I O
H R O N S O E T O A S L P L T
T O F M H W R L W M P I L O T
N W I N D W B E E R D G W X H
E C O C K P I T G O C H H Y A
D O S F T E E N R U R T E G W
E N A E O N L B G N E A L E S
T T K T X Y G Y K S I T T N I
T R S A F E T Y B E L T O M C
A O H A W G N I H T A E P A T
B L Y T T L E Y R E I N R S E
E T R K I I T O G R L D P K R
L O E D T D T X E M N A E N A
C W G L I A A H T I A N V I G
N E P A G F L I G N P T R O T
U R F I C O K P I A K E A R K
O S V R L C O N T L T C O W C
R A M P A O R L T P S K A G R
N F O L U N T W O D C H R E W
I E F A L I G C H T Y A T T E
W G N N D A I N T T P I W N I
Y L O E T L S D T E M R I S G
X I L G E G L I D E R A L E N
O D T H S O K Y X R H S A R K
    
```

**Words to find**

AIRPLANE	COCKPIT	CONTROL
TOWER	FLIGHT	ATTENDANT
GLIDER	GROUND CREW	HELICOPTER
KITTY HAWK	NAVIGATOR	OXYGEN MASK
PILOT	SAFETY BELT	TERMINAL
WINGS		

**Famous Aviators And Astronauts Gathering**

*Grand Teton Council*

C L G H K J F Z M B T W X R L W K H E D Y  
 Y H R N L T V S U W A S E J E R F N D D O  
 I J A Y O B O Z V L G K O R R J E O M O A  
 X F H R J R Z T L K K Y N P O V Z U T R P  
 A M J S L A T Y R O B H A O Y X F C H A O  
 F N U H L E S S F D E D T R G E A H G E A  
 E Q S D O C S Y M R Y X U P R G L R I L V  
 N K R S H W N L V R H V R O U N R I R M P  
 I I X I E O A O I K A Z K V M W I S W A A  
 N V R Q H C N R R N P L C J M L H T E I L  
 A R O T Q B E N D A D V I H A I M A L L A  
 A A N E R K C D Q H G B D E N B X M L L N  
 D A E A E A V K Y Q U N E V N D W C I I S  
 A A U R E T A W D L O G Y R R A B A V W H  
 N N E L G N H O J T C R H X G T N U R I E  
 R O B E R T G O D D A R D E F H N L O N P  
 Y S R O K I S R O G A I V P T S O P I T F A  
 C H U C K Y E A G E R W F S G L N F R S R  
 F A D S A L L Y R I D E T Y H A D F V Z D  
 B R O T H E R S M O N T G O L F I E R I O  
 Y T S L I T R Y X B U Z D O B X J C Y A Z

Alan Shepard	Clyde Cessna	Robert Goddard
Anthony Fokker	Dick Rutan	Sally Ride
Barry Goldwater	Howard Hughes	Wally Schirra
Chuck Yeager	Brothers Montgolfier	Igor Sikorsky
Buzz Aldrin	Wernher Von Braun	John Glenn
Wiley Post	Charles Lindbergh	Leroy Grumman
William Lear	Christa McAuliffe	Neil Armstrong
	Orville Wright	

**Flight Match Gathering Game**

*Utah National Parks Council*

**Write the letters that match next to each statement.**

1. He Produced the world's first practical seaplanes
2. Succeeded by studying flight controls. Basic principles used still today.
3. First Flight using air power
4. A pedal-powered flying machine 1885.
5. Father of aerial navigation
6. First to fly in machines heavier than air
7. Created helicopters in the United States

**Choose from the following**

- A. OTTO LILIENTHAL
- B. SIKORSKY
- C. EARLY ATTEMPTS
- D. WRIGHT BROTHERS
- E. AIR BALLOON
- F. GLEN CURTIS
- G. SIR GEORGE CAYLEY

*Answers to Flight Match Game:*

*1.F, 2.D, 3.E, 4.C, 5.G, 6.A, 7.B*

**Cub Scout Airlines Opening Ceremony**

*Catalina Council*

This will tie the pre-opening, and opening, awards, program, and closing and other parts of your meeting together. Have the meeting room seating arranged like the seating on a giant airliner?

For pre-opening activity, have everyone coming in issued a ticket.

The opening is a call, announcing that Cub Scout Air Lines flight number (your pack number) is ready for boarding. People board, (Cub Scout flight attendants check tickets) and all are seated and fasten their seat belts. (*See next Opening Ceremony for more details*)

The Captain (Cubmaster) announces the destinations of this flight and wishes all a pleasant trip. Aircraft takes off, flies all around the United States, landing at various cities to see a skit by that nationally famous Den 1, or to sing a song led by the Den 4 singers.

For the awards, the airplane lands at various places to see famous people (brand new Wolf Cub Scouts), takes off and lands somewhere else to see a Cub Scout who is receiving arrow points. The Captain might present each boy earning an award with some silver pilot's wings (cardboard cutouts covered with aluminum foil) with his award.

At the end of the round trip flight, the aircraft returns home. Pilot announces that he was pleased to have all on the trip with him and closes with a Cubmaster's Minute relating to the "flight". The folks disembark and go home.

**Welcome Aboard Our Flight Opening Ceremony**

*Catalina Council*

Seat the boys in your Den in rows, lined up as if on a plane, with a pilot up in front.

The Den Leader, Den Chief, or a Cub who reads good says, Welcome aboard Flight \_\_\_\_\_ (pack number). I am your pilot, \_\_\_\_\_ (give name). We're flying today to adventures in Cub Scouting, with stops in fun, new skills, and advancements. But the good news is you won't have to change planes! We'll be flying at the speed of excitement, so buckle up and prepare for takeoff.

*(Hold up cardboard sign reading 'Fasten seat belt').*

As we cross this beautiful land, please join us in singing "America the Beautiful."

*(All sing the first verse)*

We're preparing to land in (whatever your first item on the agenda is), so please remain seated until the aircraft comes to a complete stop and the "Fasten Seat Belt" light goes off.

Be inventive creating stops -

- |                |               |
|----------------|---------------|
| Bobcat Borough | Bear Valley   |
| Tiger Trace    | Webelos Woods |
| Wolf Den       | Sportstown    |

*(Turn over seat belt sign to side that says "Thanks")*

Thank you for choosing Cub Scout Airways!

## Blast Off Into Scouting Opening Ceremony

*Heart of America Council*

**Personnel:** Eight Cubs, Cubmaster (CM)

**Equipment:** Individual cards containing of eight letters. (First and last cards shaped such as to form space ship)

**Arrangement:** As each Cub Scout recites his lines, he holds his card high.

**CM:** We are going to assemble our rocket for a trip into space. We'd like you to join us.

**Cub # 1.** C is for courtesy in Cub Scouting and all through life.

**Cub # 2.** U stands for usefulness to our families and others.

**Cub # 3.** B stands for bravery in thoughts and deeds.

**Cub # 4.** S stands for safety in all we do.

**Cub # 5.** C stands for church - the one of your choice.

**Cub # 6.** O stands for the outdoors and the beauty of nature.

**Cub # 7.** U is for unity - in our den, in our pack, in our school, in our church - because in unity we are strong.

**Cub # 8.** T stands for the truth in all things.

**CM:** Now we are ready for blast off. Lead Audience in countdown: 5-4-3-2-1

**All Yell - "BLAST OFF"** *Rocket moves off stage.*

## Opening Thought Ceremony

*Baltimore Area Council*

Would you like to ride in a starship or a planet hopper, to walk on the moon or float through space, or be part of a space station crew? We may be doing some of these things one day. We can't be sure, but one thing is certain, the world will need good men and women in the future. And we can be sure we will fill that need if we remember to follow the Cub Scout Promise. Let's give this some thought as we stand and say the Promise together.

## Let Us Be Thankful Opening Ceremony

*Baltimore Area Council*

The United States has much to be proud of. One of the many things we can be proud of is the fact that America was first on the moon where Old Glory was placed as evidence of this eventful day. This indeed is something for all of us to be proud of. As we all join together in the Pledge of Allegiance to our flag. Let us be thankful for the courageous astronauts of America who helped make it possible for our flag to be flown on the moon, too. Please rise now and join me in the Pledge of Allegiance.

## Wings, Wheels, Rudders Audience Participation

*Catalina Council*

Divide audience into three parts. Assign each part a word and a response. Instruct them they are to say the response whenever they hear the word. Practice as you make assignments.

**WHEELS** Turn hands like bike pedals, saying "Whrrr, whrrr"

**WINGS** Move arms up and down, saying "Flap, flap"

**RUDDERS** Hold hands together like a swimming fish, saying "Swish, swish"

Cub Scout Tommy was a real wheeler-dealer. He had some things with **WHEELS** and other things without **WHEELS**. He had things with **RUDDERS**, but even more without **RUDDERS**. Tommy was missing one thing—he didn't have anything with **WINGS**! **WHEELS** made things go; **RUDDERS** guided things in water; and **WINGS** were needed to fly. Tommy couldn't fly without **WINGS**.

Tommy fixed his bike **WHEELS** so he could ride to the river. He used a boat with a **RUDDER** to go fishing. He watched the birds fly with their **WINGS**, and wished he had **WINGS** to fly, too. One day, he found a real deal. He traded some of his things with **WHEELS** and some of his things that didn't have **WHEELS** and two things with **RUDDERS** for a very special plane that had **WINGS**. He was the happiest boy ever, for now he had something with **WINGS**, something with **WHEELS** and something with **RUDDERS**!

## A Space Adventure Audience Participation

*Heart of America Council*

Divide the audience in half and instruct each half - Assign each half a word and a response. Instruct them they are to say the response whenever they hear the word. Practice as you make assignments.

- ✓ **SPACE** say "Way out there" (point ahead, moving finger from left to right)
- ✓ **ASTRONAUTS** say "Onward and upward" (stand up and thrust arm toward sky)

In the whole universe, there's an enormous place, which we all call as **SPACE**. **ASTRONAUTS** spend many untold hours, Searching **SPACE** where mysteries unfold, They bring back dust and rocks galore. Each **ASTRONAUT** striving to always learn more. They circle around for days in **SPACE**, Keeping up a strenuous pace. Our country explored **SPACE** and then soon, Our **ASTRONAUTS** landed on the moon. Oh what a thrill as we witnessed the sight, **ASTRONAUTS** raised our flag on that first moon flight. Right out there in outer **SPACE**, upon the moon stands our flag. It stands just where the **ASTRONAUTS** left it. As a part in history they did play. One fact they discovered which won't please storywriters, is the moon is not made of green cheese. So remember when you see the Man-in-the-Moon in **SPACE**, **ASTRONAUTS** proved we can't eat him at noon. But now all of this is old, often **ASTRONAUTS** go and stay in **SPACE**. **SPACE** travel, here and there, is easily done almost without a care.

## The Adventures Of Packman And The Cub

*Circle Ten Council*

Divide the room into four groups. Assign each part a word and a response. Instruct them they are to say the response

whenever they hear the word. Practice as you make assignments.

<b>ROCKETS</b> –	Blast Off!
<b>ASTEROIDS</b> –	Look Out!
<b>PACKMAN</b> –	Battle Stations!
<b>CUB SCOUTS</b> –	Yippee!

**PACKMAN** and his **CUB SCOUT** friends were working on a fishing elective. They decided to go to Pluto and try their luck at ice fishing. After filing their Interplanetary Tour Permit, they climbed in the **ROCKET** and set course through the **ASTEROIDS** and the dark reaches of space. As they passed the moon, one of the **CUB SCOUTS** cut his finger.

**PACKMAN** and the **CUB SCOUTS** used their first-aid training to fix him up.

As the **ROCKET** drew near the **ASTEROIDS**, **PACKMAN** pointed Mars out to the **CUB SCOUTS**. Suddenly, there was a loud crash! An **ASTEROID** had hit a booster **ROCKET**.

**PACKMAN** bravely steered the **ROCKET** out of the **ASTEROID** belt and prepared the **CUB SCOUTS** for an emergency landing on Mars to fix the **ROCKET**.

**PACKMAN** could tell they could not go on to Pluto, so **PACKMAN** and the **CUB SCOUTS** went fishing in the canals of Mars and repaired the **ROCKET**. So it was that **PACKMAN** and his **CUB SCOUTS** returned home with enough space carp for all of their families to eat.

### Weather Balloon Advancement Ceremony

*Catalina Council*

**Personnel:** Cubmaster

**Material:**

1 Large Balloon for each rank to be awarded plus 1 extra

**Preparation:**

1. Write the name of cub to be advanced on Balloon.
2. Insert Badge in Balloon.
3. Blow the balloon up and tie.
4. Repeat for each Boy.
5. Write Happy Birthday on one extra balloon.

**Set Up:**

Place the balloons at the front on a table or have helpers hold so all can see the name on it.

**Script:**

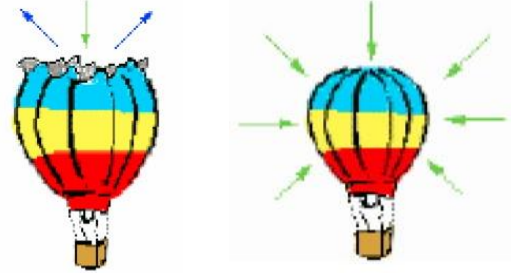
Cubmaster: Once a family, for one of their children's birthdays, decided to have a family picnic up at Solitude in the mountains. (Display the balloon with Happy Birthday written on it.)

They decided to blow up some balloons and put them in the back of the van to take up to the mountains to decorate the picnic site. The balloons were blown up big.

They all piled into the van and drove up the mountain. Just before they got there, guess what happened? (Pop the "Happy Birthday" balloon)

They heard a big bang. What do you think happened? (Pause: If a cub answers, let him explain. If not, explain as follows...)

Imagine that a balloon is sealed so that no air can escape from it. As the altitude of the balloon increases, (exterior air pressure is indicated by the arrows going in, or the green arrows) the air pressure outside of the balloon decreases.



The amount of air in the balloon stays the same and therefore, so does the pressure that it exerts outward. (Interior air pressure is indicated by the arrows going out, or the blue arrows).

When the balloon reaches a height where the interior air pressure becomes greater than the exterior air pressure along with the pressure exerted by the balloon's skin, the balloon will burst. (Some of these words may need some explanation in order that the boys will understand.)

**Presentation:**

Cubmaster: "Weathermen use balloons to tell them what the weather is like at different heights in the sky. Each of you scouts is at a different place on your scouting trail."

Call out each boy and ask him to bring up his parents. Tell him that his weather balloon will show where he is on his path. If he would like, have him pop the balloon to discover his badge inside. Present his badge to parents to pin on their Cub Scout. Lead Cheer

### Flying Saucers Advancement Ceremony

*Catalina Council*

**Set Up:**

- ☺ You need several Frisbees.
- ☺ Tape rank badges, arrow points, and other awards to the Frisbees.

**Personnel:**

Have a leader who is good at sailing Frisbees stand some distance from the awards table, preferably behind the audience.

**Presentation:**

When the Cubmaster or a Webelos den leader has called forward boys and their parents to receive their badges, he then calls for the appropriate awards from "outer space." The assistant then sails a "flying saucer" to the front.

Present awards to parents to present to sons.

Lead cheers so that every boy is individually recognized

## Kite Advancement Ceremony

*Catalina Council*

### Set Up:

Make a large diamond shaped kite out of paper and wooden sticks.

Decorate the kite with pictures of the Cub Scout badges drawn or painted on it.

Attach a wide ribbon on the kite for tail. Make the tail long enough to attach the badges to be awarded onto the ribbon.

Suspend the kite (from the ceiling, tree branch (if outdoors) or some other way) and let the ribbon hang down.

Attach the badges onto the ribbon with pins, starting with the Bobcat Badge or Tiger Cub badge at the bottom of the ribbon and working up to the Webelos and Arrow of Light badges at the top.

### Presentation:

As you call the boys and parents up to receive their badges, remove their badge from the ribbon. You can also snip off a piece of the ribbon as a memento.

## Take Flight Advancement Ceremony

*Baltimore Area Council*

**Cast:** Cubmaster, advancing Cubs, and their parents

**Props:** Pinhole planetarium punched for the Big Dipper and North Star

**Scene:** The lights are dimmed.

The Cubmaster beams the flashlight through the pinhole planetarium at the ceiling or a wall, showing the Big Dipper and North Star.

For thousands of years, men have known that the North Star is fixed. Through the ages pilots have used the North Star to navigate their airplanes. Even with complicated modern navigational equipment, the North Star still stands as a standard or sure guide in the night sky.

Cub Scouts also need a "guiding star" to help them through life. In Cub Scouting, our navigational aids are the Promise and the Law of the Pack. They tell us how we should act and what we should do for ourselves and for others. When we "do our best" we soar a little higher. When we do "our duty to God" we put God first and do what God wants us to do. When we do "our duty to country" we are proud to be an American and to be good citizens. As we "obey the Law of the Pack" we are better Cub Scouts.

These things steer us to greater heights, to grow into the kind of people that will be well liked and productive in our lives.

Tonight we honor some Cub Scouts who are navigating straight and true on the Cub Scout trail. With their parent's help, they have advanced a rank and have shown that they live by the Promise and the Law. (Call the boys forward to receive their badges.)

## "Wingman" (Top Gun) Award Advancement Ceremony

*Baltimore Area Council*

**Uses:** Space Derby or Any Special Award or with adaptation any and all ranks

### Props:

A 'Top Gun' poster, or model airplane, or some other special gift or award or certificate.

(Optional): Edited videotape of first five minutes of the movie 'Top Gun'.

**Instructions:** Show movie clip if you have one, or explain what happens in the first five minutes where Maverick rescues the pilot who has been badly shaken up and is flying off course.

**AKELA:** "Can anyone tell me what 'flying in fingertip formation' means? (Wait for response.) That is where the lead pilot is out in front like your middle finger (hold up your hand) and the other planes or 'wingmen' escort him by flying just behind on either side and then others just behind them, etc.

"The purpose of this formation is to help the lead plane complete its mission. His eyes are set on the target, and he is not supposed to have to worry about enemy aircraft sneaking up on him. The wingmen protect him by scanning the surrounding skies for danger, and engaging the enemy in combat, if necessary, to protect the lead plane and allow him to complete his mission and provide support. They help him stay on course. On other missions, the wingmen become the lead pilot and need wingmen of their own to complete their assignments.

"We have a lot of goals, or missions in life, and in order to succeed we need to have 'wingmen' or good friends who help us stay on course and protect us from the 'enemy'. We also have many occasions to be 'wingmen' for someone else who might be straying off course. We can gently guide them back into formation by providing support and alerting them of danger approaching.

"Some of the dangers you need to help your friends avoid are drugs, stealing, cheating, swearing, and other 'enemies' that will prevent them from completing their mission in life or throw them off course.

"Will (name \_\_\_\_\_) please come forward? Tonight, we present an award to an excellent 'wingman'. It is the TOP GUN 'WINGMAN' award. To be a Top Gun pilot is to be among the best in the world. Being the best does not always mean being the leader. In this case, being the best means being a great 'wingman'. Your devoted friendship has elevated you UP THERE WITH THE BEST OF THE BEST!!!"

Present award(s) to parents to present to boys the lead cheer.

## Rocket Derby Song

*Baltimore Area Council*

(Tune: Oklahoma!)

Robert Goddard;

The father of modern rocketry,

From his boyhood dreams, he built the schemes

For a moon rocket of stages three.

Kon-stan-tin Tsilokovsky

Willie Prasthofer, Werner VonBraun,  
Herman Oberth, too, to name a few  
Of the men whose vision lives on.

From these pioneers we have found  
Ways to launch men, soaring, from the ground.  
And now we say on rocket derby day,  
Good luck to all you rocket-racing Cub Scouts,  
Start the countdown, okay! 5-4-3-2-1-GO!

### **The Wright Stuff Song**

*Baltimore Area Council*

(Tune: Edelweiss)

Wilbur Wright, Orville Wright  
Two who never stopped trying,  
When your dream first took wing  
You kept on 'til you were flying.  
From your start we've taken flight  
'Cross the skies so blue.  
When we keep our dreams in sight,  
We'll have the Wright stuff like you.

### **The Astronaut's Plea Song**

*Baltimore Area Council*

(tune: My Bonnie Lies Over the Ocean)

I went for a ride in a spaceship  
The moon and the planets to see  
I went for a ride in a spaceship  
Now listen what happened to me.

#### **Chorus:**

Bring back, bring back,  
O bring back my spaceship to me, to me  
Bring back, bring back  
O bring back my spaceship to me.

I went for a ride in a spaceship  
The capsule was crowded and I  
Developed a cramp in my muscles  
So I decided to walk in the sky.

#### **Chorus**

I went for a walk in my spacesuit.  
The ship was controlled from the ground.  
And someone in charge down at NASA  
Forgot I was walking around.

#### **Chorus**

### **Go Fly A Kite Song (Sung by Bing Crosby)**

*Catalina Council*

Go fly a kite and tie your troubles to the tail  
They'll be blown away by a merry gale,  
Go fly a kite and toss your worries to the wind  
and they won't come back; they'll be too chagrined.  
Go on make friends with the sky. Have a talk with the sun  
It's the bright way to live, if you'll pardon the pun

Go fly a kite and you'll imagine you're a king  
Cause you've got your world on a piece of string.

### **My Kite Song**

*Catalina Council*

(Tune: Farmer in the Dell)

My kite is up so high,  
My kite is up so high,  
Oh my - - just watch it fly  
My kite is up so high.

My kite is falling down,  
My kite is falling down,  
Oh no - - it's down so low  
My kite is falling down.

The wind has caught my kite,  
The wind has caught my kite,  
What fun - - I'm on the run  
The wind has caught my kite.

My kite is up so high,  
My kite is up so high,  
Oh my - - just watch it fly  
My kite is up so high.

### **Baloo Skies Song**

*Catalina Council*

(Tune: Caissons Go Rolling Along)

From the clouds to the ground  
Ba-loo Skies are all around  
As we study and look in the air  
Will it rain? Will it snow?  
Use your book and you will know  
Let's get going the day will be fair  
For rain, snow or sleet  
It's the fun of Cub Scouting  
Whatever the weather may be  
And when the sun is out  
We will always shout  
That Ba-loo skies will follow our Cubs  
That Ba-loo skies will follow our Cubs

### **Zoom On By Song**

*Utah National Parks Council*

Tune "If you're happy and you know it"

If you're gonna be a pilot, Zoom on by.  
If you're gonna be a pilot, Zoom on by.  
If you're gonna be a pilot,  
then your zooms are gonna show it. '  
If you're gonna be a pilot, Zoom on by.

### We Were Soaring Through The Skies One Day Song

*Catalina Council*

(Tune: We Were Strolling Through The Park One Day)

We were soaring through the skies one day  
 Going with our den to play.  
 We were taken by surprise  
 By a set of hairy eyes  
 While soaring through the skies one day.  
 As we tried to turn our ship around,  
 A yellow fuzzy thing we found;  
 He was riding on our wings  
 Doing crazy, silly things  
 While soaring through the skies one day.  
 He was short and fat and tall and thin,  
 So we stopped to let the creature in.  
 He said, "I want to be your friend,"  
 So we put him in our den  
 While soaring through the skies one day.

### Airplane's The Greatest Song

*Utah National Parks Council*

Tune: The more we get together

The aro-plane's the greatest  
 The greatest, the greatest.  
 The aro-plane's the greatest  
 For us cubs tonight!  
 For my plane and your plane,  
 And his plane and all planes,  
 The aro-plane's the greatest,  
 For us cubs tonight!  
 (Repeat 3 times)

*Try this one as a round.*

*Have different groups starting at each number)*

### Fly, Fly Those Planes Song

*Utah National Parks Council*

Tune: "Row, row, row your boat"

Fly, fly, fly a balloon  
 Fly it slowly there  
 Seeing all the pretty sights  
 That are out tonight.  
 Fly, fly, fly a plane  
 It's really lots of fun  
 Gliding high up in the sky  
 Just see that setting sun!

*Try this one as a round.*

*Have different groups starting at each number)*

### Kite Derby Song

*Grand Teton Council*

Tune: She'll be Coming Round the Mountain

We will fly our home-made paper kites tonight,  
 We have learned to cut and fold and glue just right.

We'll be proud to see them flying,  
 but if not we won't be crying,  
 'Cause it really is the Cub Scouts taking flight.  
 Anyone can buy a plastic kite, alright,  
 Make it fly until it's almost out of sight,  
 But a kite you make with your son will always  
 be much more fun,  
 When you see that it's the Cub Scout taking flight

### Taking Flight Song

*Grand Teton Council*

Tune: US Air Force

Taking Flight! Cub Scouts in Blue and Golden,  
 Webelos and Tigers, too.  
 To the air, kites that are glued and folded;  
 showing off what we can do.  
 Here we go, flying our discs and saucers,  
 paper planes and helos, too.  
 We're having fun, in rain or sun,  
 flying our home-made aerial zoo.  
 We'll have fun making our own neat fly toys,  
 fold and cut till they are done.  
 Then we'll do just like the real "fly boys,"  
 launch 'em boys and give her the gun.  
 You can see that there is much excitement  
 when we are all having fun.  
 When Cubs and Moms and Dads take flight,  
 Scouting is helping our fam'lies be one.

### We are Cub Scouts Taking Flight Song

*Grand Teton Council*

Tune: Clementine

We are Cub Scouts taking flight with helicopter  
 and paper plane.  
 Fold 'em, glue 'em, then pursue 'em through  
 the fields in sun and rain.  
 We'll have fun while we are flying all the things  
 we make ourselves  
 Then we'll clean up, fix the scene up, put stuff  
 back upon the shelves.  
 Come pack meeting we'll be greeting fellow  
 Cubs and fam'lies, too,  
 With our planes, and kites, and 'copters,  
 our whole paper aerial zoo.  
 It's not boring, no one's snoring when we're  
 showing off tonight,  
 Our hearts and minds are soaring; we are  
 Cub Scouts taking flight.

### The Flying Birds Song

*Catalina Council*

(Tune: The Flying Trapeze)



They fly through the air with the greatest of ease.  
 Those big flocks of pigeons and gulls from the seas.  
 No dog on the ground or big snakes in the trees,  
 can fly high like the ducks and the geese.  
 I once had a duck, and that duck's name was Phil.  
 One morning he woke with a terrible chill.  
 The dew was too heavy, he drowned on the hill,  
 Yes, he died from an over dew bill.  
 Once just for a joke me and Tim, my big brother,  
 Caught fifteen wild geese who were downed by the weather.  
 We poured on some glue, and found birds of a feather,  
 In fact really do stick together.  
 Oh cows have no feathers, and zebras can't fly.  
 And aardvarks and beavers can't zoom through the sky.  
 And I can't take off although I always try,  
 I guess I'll be an earth bound guy.

### Found a Planet Song

*Catalina Council*

(Tune: Found a Peanut)

**Chorus** Found a planet, found a planet,  
 Found a planet just now.  
 Just now I found a planet,  
 Found a planet, just now.

**Verse 1** It was Mercury, it was Mercury,  
 It was Mercury, I found.  
 It was so hot, I got sun spots,  
 So I'm headed spaceward bound.

#### Chorus

**Verse 2** It was Venus, it was Venus,  
 It was Venus, that I found.  
 She's a greeny, really keeny,  
 So I'm headed spaceward bound.

#### Chorus

**Verse 3** It was Earth, it was Earth,  
 It was Earth, I finally found.  
 Life was teeming, gave me meaning,  
 So I headed spaceward bound.

#### Chorus

**Verse 4** It was Mars, it was Mars,  
 It was Mars, that I found.  
 Red as blood, no water for mud,  
 So I'm headed spaceward bound.

#### Chorus

**Verse 5** It was Jupiter, it was Jupiter,  
 It was Jupiter, I found.  
 I seemed so teeny, biggest thing I've ever seeny,  
 So I'm headed spaceward bound.

#### Chorus

**Verse 6** It was Saturn, it was Saturn,  
 It was Saturn, that I found.  
 Amazing things, these big ol' rings,  
 So I'm headed spaceward bound.

#### Chorus

**Verse 7** It was Uranus, it was Uranus,  
 It was Uranus, I found.  
 What met my gaze, it's spinning sideways,  
 So I'm headed spaceward bound.

#### Chorus

**Verse 8** It was Neptune, it was Neptune,  
 It was Neptune, that I found.  
 Blue as oceans, lam-a-goshens!  
 So I'm headed spaceward bound.

#### Chorus

**Verse 9** It was Pluto, it was Pluto,  
 It was Pluto, that I found.  
 Thought I was bold, caught a head cold,  
 So I headed spaceward bound.

#### Chorus

**Verse 10. (switch to the tune of "The Air Force Song")**  
 Off I go, into the wild black yonder...

### My Boomerang Won't Come Back Song

*Grand Teton Council*

Hear it on You Tube -

<http://www.youtube.com/watch?v=prtj4MtDU>

(Oom-yacka-wurka, oom-yacka-wurka, oom-yacka-wurka)

#### Narrator -

In the bad backlands of Australia  
 Many years ago,  
 The aborigine tribes were meeting,  
 Having a big pow-wow.

(Oom-yacka-wurka, oom-yacka-wurka)

"We got a lot of trouble, Chief,  
 On account of your son Mack."  
 "My boy Mack? Why, what's wrong with him?"

#### Lead Singer (Mack)

My boomerang won't come back.

#### Other singers

"Your boomerang won't come back?"

#### Lead Singer (Mack)

My boomerang won't come back,  
 My boomerang won't come back,  
 I've waved the thing all over the place,  
 Practised till I was blue in the face,  
 I'm a big disgrace to the Aborigine race,  
 My boomerang won't come back.

I can ride a kangaroo (yeah yeah)  
 Make kinkajou stew (yeah yeah)  
 But I'm a big disgrace to the Aborigine race,  
 My boomerang won't come back.

#### Other singers

They banished him from the tribe then  
 And sent him on his way,  
 He had a backless boomerang  
 So here he could not stay.

(Animal noises)

**Lead Singer (Mack)**

[Spoken] This is nice, innit?  
Getting banished at my time of life.  
What a way to spend an evening:  
sitting on a rock in the middle of the desert with me  
boomerang in me hand.  
I shall very likely get bushwhacked.

(An animal roars; Drake shrieks back.)

Get out of it! You nasty bushwhacking animal.  
Think I'll make a nice cup of tea.

(Doing, doing, doing...)

Good gracious! There goes a kangaroo.  
I must have a practice with me boomerang:  
hit him right behind the left earhole.  
Now then, slowly back.

**Gruff kangaroo voice:**

If you throw that thing at me,  
I'll jump right on your head.  
(It chuckles and bounces away.)

**Lead Singer (Mack)**

Innit marvellous?  
Got a land full of kangaroos and I had to pick that one.

**Other singers**

For three long months he sat there  
Or maybe it was four,  
Then an old old man in a kangaroo skin  
Came a-knocking at his door.

**Witch Doctor**

"Well, I'm the local witch doctor, son,  
They call me George Alfred Black.  
Now tell me, what's your trouble, boy?"

**Lead Singer (Mack)**

My boomerang won't come back.

**Witch Doctor**

"Your boomerang won't come back?"

**Lead Singer (Mack)**

My boomerang won't come back,  
My boomerang won't come back,  
I've waved the thing all over the place,  
Practised till I was blue in the face,  
I'm a big disgrace to the Aborigine race,  
My boomerang won't come back.

**Witch Doctor**

"Don't worry, boy, I know the trick,  
And to you I'm gonna show it.  
If you want your boomerang to come back,  
Well first you've got to... throw it."

**Lead Singer (Mack)**

Ooh, yes! Never thought of that.  
Daddy will be pleased. Must have a go, nyuh-huh!  
Excuse me.  
Now then, slowly back... and throw.  
(Boomerang whizzes away; Sounds of a plane approaching  
and then falling from the sky.)

Ooh my God! I've hit the flying doctor.  
Eee-hee-hee! Can you do first aid?

**Witch Doctor:**

Don't talk to me about first aid, boy,  
you owe me fourteen chickens, you know,  
when I learned you to throw the boomerang,  
you know, first things first.

**Lead Singer (Mack)**

Yes, I know that, but I mean,  
I think on this occasion, you know,  
you could be a bit more perspective.....

**APPLAUSES & CHEERS**

*Catalina Council*

**Blast Off I Applause**

Everyone squats down in front of their chairs,  
Start a countdown "10-9-8-7-6-5-4-3-2-1 Blast off!"  
At blast off, everyone jumps up as high as they can,  
roaring like a missile.

**Blast Off II Applause**

Count down "10-9-8-7-6-5-4-3-2-1 Blast off."  
Then, blast off with your hand, gain orbit, and  
Say "Beep-beep-beep-beep."

**Blast Off Cheer III Applause**

*(Baltimore Area Council)*

Count down from 10 to 1 and yell, "Blast off." Nothing  
happens. Say "Oh well, back to the drawing board."

**Blast Off IV Applause**

Count down "10-9-8-7-6-5-4-3-2-1 Blast off."  
Yell **ZZOOOMM** while throwing arm up into the air  
Then yell POW! (*Make up arms motions for the POW,*  
*OOOOhh and AAAAAhh*)  
Next OOOOOhhh as you look at firework pattern  
Finally, AAAAAhh, as you continue to look

*Grand Teton Council*

**Countdown Applause**

Count down from 5, bending the knees to finally end up  
crouched down. After "zero" comes "Blast Off", when  
everyone jumps up and raises hands high in the air.

**Air Force Applause**

Stretch arms out like wings. As you sway from side to side,  
sing "off we go into the wild blue yonder."

**"Up up and awayyyyy" Applause**

Move outstretched index finger in circular motion at about  
waist height on the "up up and" portion, and stab it high up  
over your head on the "awayyyyy" part.

**Super Cub Scout Applause**

Shade your eyes with your hand as you look up into the sky, to the right, yelling "is it a bird?", then to the left "is it a plane?", then forward "no, it's Super Cub Scout", as you raise your fist high.

### **Charlie Brown Applause**

Make motions as if controlling a kite, yelling "fly kite fly". Then slap both hands against your cheeks in horror and yell "good grief, the tree ate it".

### **Oom-a-latta, boom-a-swatta Applause**

"Oom-a-latta boom-a-swatta;  
left, center, right;  
Tigers, Wolves, Bears,  
Webelos all take flight."

Slap thighs during the first part; clap hands turning in the indicated direction during the second part; point at the respective dens during the third part; raise hands high above the head for "all take flight."

The third part can be modified for packs that don't sponsor Tiger dens: "Wolf Cubs, Bear Cubs, Webelos."

### **Birds Fly High Applause**

The leader divides the audience into three groups, roosters, ducks, and crows. Everyone is an Eagle.

Leader points at the first and yells, "crow like a rooster." The group responds with a rooster's cock-a-doodle-doo.

He points at the second group and yells, "quack like a duck." The group responds with a duck's quacking.

He points at the third group and yells, "caw like a crow." The group responds with a crow's cawing.

Then the leader raises both arms like wings and yells, "fly like an eagle." Whereupon the whole audience stretches out their arms and turn 360 degrees, saying "whoooooosh."

*Baltimore Area Council*

### **Satellite Cheer**

Put your right hand over your head, make a circular motion with the right hand, then open and close the right fist, while saying "Gleep, gleep, gleep."

**Variation:** Begin with a countdown from 10, at zero, yell, "BLASTOFF!" then stretch arm over head saying "Gleep, Gleep, Gleep" and turn around three times.

### **Soaring Kite Cheer**

Hold out arm as if holding onto a kite string. Say: "Hold on, she's soaring higher and higher".

### **Jet Plane Applause**

Hold palm of right hand straight and move in sweeping motion from right to left, then give a good loud "zoom" with each action.

### **Ben Franklin Cheer**

Hold both hands out in front of you as if flying a kite. Jerk back suddenly while saying, "Zap, Zap, Zap."

### **UFO Cheer**

Have group look up, shade eyes with one hand, point with the other and yell "Look, it's a UFO!" Have them turn heads as if the object is moving.

*Utah National Parks Council*

### **AIRPLANE APPLAUSE**

With hands together push one hand fast toward the sky while saying: Zoom! Up, up and away.

### **HELICOPTER APPLAUSE**

Whirl hands over the top of your head while repeating swish, swish, swish.

### **SONIC BOOM APPLAUSE**

Open mouth and move hands but say nothing then a couple of seconds later yell, "Boom!"

### **PARACHUTE APPLAUSE**

Pretend to strap parachute onto back. Then stand on chair- and repeat "1, 2, 3, Geronimo!" Jump off chair.

### **AIR PRESSURE CHEER**

Put hands to mouth and pretend to blow up a balloon. As you blow, expand hands and then fling them out with a big BANG!".

### **JET APPLAUSE**

Hold palm of right hand straight and move in swooping motion from right to left, back to right and then to left. Give a good loud Zoom with each motion.

### **RUN-ONS**

*Catalina Council*

Cub #1: What monster flies his kite in a rainstorm?

Cub #2: Benjamin Frankenstein.

Cub #1: What's the purpose of the propeller on a plane?

Cub #2: To keep the pilot cool. If you don't think so, just stop it and watch him sweat!

Instructor: We all know what a "good landing" is.

Student: One that you can walk away from.

Instructor: Do you know what a "great landing" is?

Student: One where you can use the airplane again!

Cessna: Jones Tower, Cessna 12345, student pilot, I am out of fuel.

Tower: Roger, Cessna 12345, reduce airspeed to best glide! Do you have the airfield in sight?

Cessna: Uh, tower, I am on the south ramp; I just want to know where the fuel truck is.

Cub #1: Where does a bird go when it loses its tail?

Cub #2: To the retail store.

Cub #1: What goes up when the rain comes down?

Cub #2: Umbrellas.

Cub #1: What is up in the sky but is not a cloud or a plane or a man?  
 Cub #2: The sun.  
*Utah National Parks Council*

1st Cub: (pointing at the sky) is that a jet or a plane up there?  
 2nd Cub: I don't know, I'm a stranger here myself.  
 1st Cub: What do you call an alien that rides first class on an airplane?  
 2nd Cub: A Passenger!  
 Ike: Why did St. Patrick drive the snakes out of Ireland?  
 Mike: He couldn't afford plane fare.  
 1st Cub: I'd like to have enough money to buy ten jet airplanes.  
 2nd Cub: What would you do with ten jets?  
 1st Cub: Hey, I don't want the jets, I'd just like to have the money.  
 1st Cub: My grandmother came to visit for her vacation.  
 2nd Cub: Did you meet her at the airport?  
 1st Cub: Goodness no. I've known her all my life!  
 1st Cub: What kind of monkey flies?  
 2nd Cub: What?  
 1st Cub: A hot-air baboon.

**JOKES & RIDDLES**

*Grand Teton Council*

Cub #1: How many balls of string would it take to reach the moon?  
 Cub #2: One, if it were long enough!  
 Cub #1: What do astronauts eat off?  
 Cub #2: Flying saucers.  
 Cub #1: What is an astronaut's favorite meal?  
 Cub #2: Launch.  
 Cub #1: How do you put an astronaut to sleep?  
 Cub #2: You rock-et.

*Alice, Golden Empire Council*

Q: What bird is always out of breath?  
 A: A puffin.  
 Q: Why do Hummingbirds hum?  
 A: They've never learned the words!  
 Q: What is a mosquito's favorite sport?  
 A: Skin-diving.  
 Q: What's smarter than a hummingbird?  
 A: A spelling bee!  
 Q: Why did it take the elephant so long to get on the airplane?  
 A: Because he had to check his trunk!  
 Q: When do ducks fly upside down?

A: When they "Quack Up!"

**Short Runway Skit**

*Catalina Council*

**Cast:**

At least 3 Cubs (1 pilot, 1 co-pilot, narrator) and as many passengers as you want

**Props:**

Seats for pilot, co-pilot, passengers, and a compass

**Setting:**

Cubs sitting in an "airplane", passengers make sound effects

**Action:**

**Narrator:** We are on board a very low budget airline.

**Pilot:** Are we anywhere near the airport, co-pilot?

**Co-pilot:** (Peering out the window) I don't know...I see lights over there to the port.

That's likely it. Bring 'er around and have a look.

**Pilot:** (Lurching the plane hard to the left) Boy, I can't tell. I wish the company would buy us some instruments.

**Co-pilot:** (Pulling compass from pocket) Oh, I've got my trusty compass and the sun went down about 20 minutes ago, so we've got to be on course. (Excited!) Look, see that spot down there, that must be it!

**Pilot:** Okay, here we go. Give me 20 degrees flaps, I'm going in (Puts plane into a nose dive, sound effects)

**Co-pilot:** (Appropriate actions and sounds, acting panicky)

**Pilot:** QUICK, cut the engines, give me brakes. MORE BRAKES!

**Both:** (Sighs of relief) We're down, we made it!

**Pilot:** Boy, was that a short runway!

**Co-pilot:** (Looking right, then left) Yep, and wide too!!

**Flying Lesson Skit**

*Catalina Council*

**Scene:**

Student pilot and instructor are on a dual night cross-country flight. Instructor wants to test student on his night flying.

**Instructor:** (Turns down the panel lights) OK, you've just lost your lights, what are you going to do?

**Student:** (Pulls out a flashlight) I'd get out my flashlight.

**Instructor:** The batteries are dead, now what are you going to do?

**Student:** (Pulls out another flashlight) I'd get out my other flashlight.

**Instructor:** (Grabs the flashlight) The bulb is burned out on this one, now what?

**Student:** (Pulls out a third flashlight) I use this flashlight.

**Instructor:** (Instructor grabs this light too) ALL your flashlights are dead, now what?

**Student:** I use this glow stick.

**Instructor:** Sighhhhhhh, just fly the plane without any lights, OK?

### Plane Engine Trouble Skit #1

*Catalina Council*

**Required:**

3 or more scouts chairs for each  
Can lid or something to make a crash sound.

**Preparation:**

Line chairs up to create an airplane seating layout.  
Have the pilot in front.  
All scouts come in and sit down.

**Play:**

**Pilot:** Welcome to flight 93. We have reached our cruising altitude of 30,000 feet. Please relax and enjoy the ride. We should arrive in approximately 2 hours.

*(Pause)*

*(Pilot hits lid to make crash sound.)*

*(All passengers look around confused and frightened.)*

**Pilot:** Some of you may have noticed a slight disturbance. That was our #4 engine. It had a malfunction and is not working. Please do not be alarmed, we will still make the trip but it will now take 3 hours.

*(Passengers complain a little and look disappointed.)*

*(pause)*

*(Pilot hits lid to make crash sound.)*

*(All passengers look around confused and frightened.)*

**Pilot:** Don't be worried, everyone. That was our #3 engine. The fuel line broke. We'll still make the trip but it will now take 5 hours.

*(Passengers complain a little and look disappointed.)*

*(pause)*

*(Pilot hits lid to make crash sound.)*

*(All passengers look around confused and frightened.)*

**Pilot:** Sorry, a little more bad news. That was our #2 engine. A seagull ran into it and it's offline. I'm afraid our trip will now take 7 hours.

*(Passengers complain a little and look disappointed.)*

*(pause)*

*(Pilot hits lid to make crash sound.)*

*(All passengers look around confused and frightened.)*

**Pilot:** (in a panicked voice)

**PEOPLE, THAT WAS OUR #1 ENGINE!**

**Passenger:** Oh Great! Now we're gonna be stuck up here all day!

### Plane Engine Trouble Skit #2

*Baltimore Area Council*

**Cast:**

- ☺ Three Scouts act as pilot, co-pilot, and radioman on an airliner.
- ☺ Four other Scouts are on the wings of the plane as the engines.

**Play:**

1. The pilot announces to the co-pilot that engine one has failed.
2. Engine one (ham this up) sputters, makes noise and dies.
3. Co-pilot instructs radioman to inform tower and tells them they will be arriving 15 minutes late (radioman radios tower and repeats message).
4. Soon after engine two fails, repeat the process again but this time tell the tower they will be 30 minutes late.
5. Then engine three fails and with more panic tells the tower we will be one hour late.
6. Finally the pilot announces the fourth and final engine has failed.
7. The radioman then says: "Boys I'd better radio the tower, we may be up here all day!"

### Space Shuttle Closing Ceremony

*Circle Ten Council*

The word CUBS is spelled out on a poster board replica of a space shuttle. "Fanfare of the Common Man" by Aaron Copeland or similar music is played in the background. A flashlight or other light lights each letter as it is shown. Parts may be read by Cubs (preferably) or adults.

- Cub 1** "C" stands for catch. Catch the spirit of Scouting and you're starting the countdown.
- Cub 2** "U" stands for unite. When we unite, we see how much we can do and how important teamwork really is.
- Cub 3** "B" stands for balance. In Scouting, the hard work that we do can be fun. As a Scout, work and fun are balanced.
- Cub 4** "S" stands for straight. The Cub Scout Promise and the Law of the Pack remind us that if our arrow is true, we may cross the bridge and become Boy Scouts.
- Cub 5** Together these letters form the vehicle that will transport us to the outer limits of Scouting in hopes of one day being able to say those well-earned words, "Another Eagle Has Landed."

### Courage Cubmaster Minute

*Utah National Parks Council*

This month our character connection was COURAGE. It took a lot of courage for the Wright Brothers to make the first airplane then try to fly it off that hill in Kitty Hawk, North Carolina.

It also takes a lot of courage for Cub Scouts to stand up for what they believe in, although the world may think something different. With these closing words may you all have this kind of courage each and every day of your lives.

### Tracks on the Moon Cubmaster Minute

*Baltimore Area Council*

Over forty years ago, man first set foot on the moon. That first footprint of astronaut and Eagle Scout Neil Armstrong is still there on the moon, preserved in the lunar dust where no wind will blow it away. Other footprints are there, too; Gene

Cernan, Alan Bean, Buzz Aldrin, Edgar Mitchell, Alan Shepard, and others who also explored the lunar surface. Here on earth we can't literally see our footprints forever, but what we do where our feet carry us is preserved. Every kind deed is remembered and has a lasting effect on those around us. Every hurtful word has a lasting effect as well. Let's decide to choose our words and our deeds as carefully as if they were to be recorded forever like the footsteps on the moon.

### **Frank Borman's Prayer Cubmaster Minute**

*Baltimore Area Council*

#### **Scene:**

Ask the Cub Scouts to form a large circle with parents behind them.

#### **Ceremony:**

The "crew chief" reads the following prayer, which was broadcast to earth by astronaut Frank Borman while on a moon-orbiting mission in 1968:

"Give us, O God, the vision which can see thy love of the world in spite of human failure. Give us faith to trust Thy goodness in spite of our ignorance and weakness.

Give us the knowledge that we may continue to pray with understanding hearts, and show us what each of us can do to set forward the coming of universal peace." Amen.

### **Taking Flight Cubmaster Minute**

*Baltimore Area Council*

*If outside let a helium balloon go.*

As we watch this balloon rise in the air we can relate it to a boy. The boys are with us today, but one of these days parents and leaders will "let go" of the "strings" they hold on to and the boys will leave home to venture out on their own. They will take flight to be the leaders of tomorrow. How you boys prepare for that day will determine what the experience will be like. As parents and leaders we hope it will be as natural as this balloon that floats into the air rising higher and higher to new highs.

### **Reach for the Stars Cubmaster Minute**

*Grand Teton Council*

Col. Edwin 'Buzz' Aldrin, the second man to walk on the moon, told a group of Eagle Scouts that man's exploration of space is as old as man himself. He has explored, conquered, and studied the secrets of the jungles, mountains and oceans. He urged them to obtain a well-rounded background in many fields of knowledge, then to select one field and strive for excellence in it. "Set your goals high and settle for nothing less than accomplishment," he said.

### **Aim for the Stars Cubmaster Minute**

*Grand Teton Council*

The words, "Aim for the Stars" have an important meaning to Cub Scouts. Think of Thomas Edison who tried and failed hundreds of times before he perfected the electric light bulb.

He never quit trying. A Cub Scout, who tries to do his best and keeps trying, is preparing himself for greater responsibilities when he becomes a man. What you do and how well you do it becomes your launching pad to "Aim for the Stars."

### **Children Are Like Kites Cubmaster Minute**

*Grand Teton Council*

You spend years trying to get them off the ground.

You run with them until you are both breathless.

They crash ... they hit the roof ... you patch, comfort and assure them that someday they will fly.

Finally, they are airborne.

They need more string, and you keep letting it out.

They tug, and with each twist of the twine, there is sadness that goes with joy.

The kite becomes more distant, and you know it won't be long before that beautiful creature will snap the lifeline that binds you together and will soar as meant to soar ... free and alone.

Only then do you know that you have done your job.