



# BALOO'S BUGLE



Volume 11, Number 1

August Cub Scout Roundtable

September Cub Scout Theme

## TIME IN A CAPSULE

Tiger Cub Program & Activities

Webelos Communicator & Citizen

### FOCUS

*Cub Scout Roundtable Planning Guide*

This month's theme gives boys a chance to think about the future and how it will affect each of them. This is, also, an opportunity for boys to look into the past and see how things have changed. This is a great time for leaders to share their Cub Scout experiences and how life is different today. Emphasize the positive aspects of the future.

### CORE VALUES

*Cub Scout Roundtable Planning Guide*

Some of the purposes of Cub Scouting developed through this month's theme are:

- ✓ **Spiritual Growth**, Cub Scouts will grow in mind and spirit when learning about and reflecting on past accomplishments.
- ✓ **Respectful Relationships**, Boys will learn that working together as a den builds teamwork.
- ✓ **Preparation for Boy Scouts**, Cub Scouts will have a chance to reflect on famous men who are Eagle Scouts as they are walking down that same trail themselves.

The core value highlighted this month is:

- ✓ **Positive Attitude**, As boys participate in various activities, they will come to understand that all things change and they can make a difference in how that change affects their lives. A positive outlook will provide hope and excitement for the future.

**Can you think of others???** Hint – look in your **Cub Scout Program Helps**. It lists different ones!! All the items on both lists are applicable!! You could probably list all twelve if you thought about it!!

### COMMISSIONER'S CORNER

**This month's theme** – I wasn't sure what direction we were supposed to do take with this month's theme. So, I pulled out my new **Cub Scout Program Helps** and **Cub Scout Roundtable Leader's Guide** books. As I read the Focus, Prayer and Core Values and looked over the activities, I saw that the intent was to have us reflect on the past and into the future. Thinking about the fact that the Blue and Gold Theme for this February is "It's a Scouting Celebration," and that this is Cub Scouting's 75<sup>th</sup> Anniversary, I believe we will see a trend to reflection and celebration built on Cub Scouting's past this year. Get your parents involved by having them tell you about when they were Scouts. Have

them bring in their memorabilia (e.g. I have my 1957 Wolf, Bear and **Lion** Books). This should help the boys see how much their parents think of Scouting and encourage them to want to do it, too. *BUT don't let them talk too long (a bad habit of mine).*

There is a great match game in the Cub Scout Roundtable Leaders' Guide involving famous Eagle Scouts. Line them up with what they did or why they are famous. Make sure your RT Commissioner gets you a copy. I put some links to lists of Famous Eagle Scouts in the Website section.

I noticed a lot of Pow Wow books focused on the future with Space theme materials. But maybe most of the Pow Wow Book editors are my age and remember the space race and so thought that space was good for reflecting on the past ☺☺ (*I am typing this on the 35<sup>th</sup> anniversary of our first manned landing on the moon.*)

**And we come toward the end of another glorious summer of Scouting and Fun.** When this hits the web, I will be hitting the trail in Philmont. I have an awesome crew this time. 10 youth and 2 advisors (I hope we keep up) Youth ages are – 1-17, 7-16, 1-15 and 1-14. And they all want to do it all!! They wanted Baldy, the Tooth and Burro Racing (and a few other things) Check the Burro Racing results in your local paper for August 4 –surely you will see Crew 727J-2 listed as the evening's champs!! I love doing Philmont treks because I get to see what my Cubs look like after they have been Boy Scouts for a few years. It keeps me going!!

This has truly been a Scouting summer for my family and me. My son is Scoutcraft Director for the third year at our Council camp. My daughter is on Philmont PTC staff for the second summer. She takes the youth that accompany their parents to PTC camping, hiking, horseback riding, crafting and doing lots of other things. Maybe you met her – Darby, the curly haired one that can't stand still. She had the 8-9 year old girls the other week and they ran out of songs to sing!!! My wife just loves the peace and quiet at home with everyone out. We have been able to spend a lot of time together with the kids both living at camps. An next week she gets a break from me, too ☺☺

**And this issue begins another year of Baloo just as the Fall Scouting season begins at our August Roundtable.** Now I am worried. I know there are things that I should repeat every year and things that if I repeat, you readers will ask me, why am I repeating myself? I am running low on Poems, Prayers, Quotes, and Websites. My Pow Wow

Books are finishing up; will I get enough new ones to keep Baloo worthwhile?? I know I will but I will need your help again. Please. When you see something you want to share with other Cub Scout leaders – send it to me. Thanks.

*Commissioner Dave*

## PRAYERS AND POEMS FOR SCOUTERS

### Prayer for Boys

*Cub Scout Roundtable Planning Guide*

We give thanks for the time we are able to spend with the Cub Scouts in our Dens and Packs. May we use it wisely today as we seek to instill in them the values of Scouting, helping them to grow to be men of character for tomorrow.  
**Amen**

### Desiderata

*Circle Ten Council*

Go placidly amid the noise and excitement of your meeting,  
And remember that this is one sign of good Scouting.  
As far as possible without surrender  
Be on good terms with all your fellow leaders.  
Plan your programs carefully and cheerfully;  
And listen to others,  
Even the youngest Wolf Cub;  
He will give you many moments of Joy.  
Avoid loud and aggressive gatherings of Scouters,  
Except when you're part of one.  
If you compare your pack with others,  
Do not achievements as well as your plans.  
Keep in mind become vain or bitter;  
For success can only be judged by the smiles on their faces.  
Enjoy your the Aim of the movement,  
However hard to understand at times,  
It is a real possession in the changing fortunes of time.  
Exercise caution with your pack funds;  
For a Cub works hard for his dues.  
But let this not blind you to what Scouting is all about..  
Baden-Powell wrote it himself; Camping and the Outdoors.  
Be yourself.  
Especially, have fun.  
Neither burn out too soon;  
For in the face of all aridity and disenchantment  
Those boys are depending on you.  
Take kindly the counsel of your Service Team,  
They will help you all that they can.  
Nurture strength of spirit in case of a failure  
But do not blame yourself... you have done your best,  
And what you think of as failure may be super fun to your  
Cubs.  
Beyond a wholesome discipline,  
Be gentle with yourself.  
You are the most important person in Scouting;  
We need more adults like yourself  
To help the youth of this world.  
And whether or not it is clear to you,  
You are molding the future of this country.  
Therefore, be at peace with God,

Whatever you conceive Him to be,  
And whatever your labors and aspirations,  
In the noisy confusion of your meeting  
Keep peace with yourself.  
With all its hard work and sometimes frustration,  
It is still a wonderful movement.

Be cheerful  
Strive for good Scouting ...

*Thanks to Jim Speirs*

### God is like...

*Darcy, one of Baloo's Helpers*

### God is like...

Bayer Aspirin - He works miracles.  
Ford - He's got a better idea.  
Coke - He's the real thing.  
Hallmark Cards - He cares enough to send His very best.  
Tide - He gets the stains out that others leave behind.  
General Electric - He brings good things to life.  
Sears - He has everything.  
Alka-Seltzer - Try him, you'll like Him.  
Scotch Tape - You can't see him, but you know He's there.  
Delta - He's ready when you are.  
Allstate - You're in good hands with Him.  
VO-5 Hair Spray - He holds through all kinds of weather.  
Dial Soap - Aren't you glad you have Him? Don't you wish  
everybody did?  
The Post Office - Neither rain, nor snow, nor sleet nor ice  
will keep Him from His appointed destination.  
The Army - He wants you to be all that you can be.  
Visa - He's everywhere you need him to be.  
**CUB SCOUTS** - He wants you to do your best. And  
forgives you when you don't

**In matters of style, swim with the current; in  
matters of principle, stand like a rock.**

Thomas Jefferson

**Example is not the main thing in influencing  
others. It is the only thing.**

Albert Schweitzer

*I saw this one somewhere but have not been able to find  
the source. CD –*

**The minute someone thinks they are  
interesting, they aren't.**

## TRAINING TIP

### Monthly Themes

*Santa Clara County Council*

The Cub Scout program is organized by monthly themes. Themes are a collection of related activities of high “boy interest” for each month, and encompass the Den activities and Pack meeting. Themes add variety to Den and Pack meetings, and makes planning of an integrated Pack meeting possible. Your Pack’s yearly calendar can be organized around the monthly themes. Themes also allow dens to share resources for activities and field trips, by working on similar projects.

Your Pack may decide to use the themes that are published by the BSA, or you can use your own themes. Theme-

related ideas for Den and Pack activities are available in the *Cub Scout Program Helps*, and the *Cub Scout Roundtable Guide*.

A typical Pack meeting agenda may have some or all of the following and all these items can incorporate the monthly theme:

- Pre-opening or gathering activity
- Opening ceremony
- Den demonstration (song, skit, show-and-tell)
- Recognition (advancement ceremony, adult recognitions)
- Guest Speaker
- Game or Theme activity (quick craft, or gift wrapping)
- Announcements
- Closing ceremony

A typical Den meeting may have some or all of the following (the monthly theme can be incorporated in these activities):

- A pre-opening or gathering activity
- An opening ceremony
- Den business (collect dues, plan for Pack meeting: practice song/skit)
- Theme activity (craft, field trip)
- Closing ceremony

The biggest benefit from using the published monthly themes is that many of the ideas for the Den and Pack meetings are provided in various publications and activities such as

- Cub Scout Program Helps, in this book are theme related ideas for all parts of den and pack meetings
- Monthly Roundtables bring you additional ideas for theme related activities
- Baloo's Bugle, of course, each month is devoted to ideas for the next, month's theme
- Pow Wow Books are often arranged by themes or have theme ideas within the various sections
- Boys' Life supplements the themes with stories and activities.
- Other resources on the web. Check out the Websites listed in Baloo each month for ideas.

And remember, don't limit yourself to using a theme idea only for that specific month – some ideas may work any time of the year or for many themes with just a little change. (e.g. a ring toss game – have the rings look like doughnuts for a food theme, wreaths at holiday time, life preservers for a water theme, tires for a travel theme, ...)

**CUBMASTER TIPS THAT WORKED FOR ME**

*Cubmaster Bruce  
Santa Clara County Council*

- **FUN**  
Above all else, have fun. You are contagious. Do not worry about your peers, your job is to connect with the Tiger Cubs.  
  
The kids want to have fun and the parents want to see their kids doing something. I figured if the kids enjoyed it and wanted to come back, then they would be active

and get exposure at the pack meeting. Boy fun is loud and gross – I planned around that concept.

- **USE YOUR LEADERS**  
Use your den leaders as they have a pulse on the pack. They often have great suggestions. Work with your Committee Chair and take advantage of the leader meeting.
- **THEMES**  
Use themes for your Pinewood derbies and give prizes (recognition) to those cars that decorate to the theme. Allow all the scouts to vote on the best theme design. We allowed each scout to vote for the top three and compile aggregate points. First try to use the monthly scouting theme, but know that a properly chosen theme will confound the Super Dad that must win. For example, the 'Pokemon' theme was a huge success since no one over the age of 17 knew what these creatures were. We've also used 'Circus' and 'Cartoons'.
- **ACTIVITIES**  
Outside activities is one of the greatest enrichments to this program. We called them family outings. At first we had an outings coordinator, but if no one steps up, you can try to have each den sponsor one outing a year. Check the Pow Wow manual for places to go. I fondly remember a tour of the San Jose Arena, the Monarch Butterflies at Twin Bridges, roller skating, ice skating, cub camping at Uvas Meadows, etc. There are a ton of local things to do and see. There may not be a huge turnout, sometimes five families would be considered successful, but it really adds to the pack program. Have sign-ups at the pack meeting and announce well in advance so people can prepare.  
  
One organized activity is to have a Cubannapolis race on a weekend. Scouts have to 'wear' a cardboard vehicle and race it around a large, park area sized track. We did about three laps, with each lap requiring the 'driver' to get out of his vehicle and re-fuel with some Kool-Aid or other drink. There were also track obstacles, such as falling rocks (plastic bags filled with wadded newspaper), a water hazard (large squirt guns), and even a Frisbee throw. Make it fun! And again, use a theme for the vehicles.
- **PACK PRIDE**  
Develop some pack pride - have a pack T-Shirt design contest, with the winning design going on a number of shirts to be sold to the pack. The winner gets a free shirt!
- **PLANNING**  
Plan your pack meeting. I always carried my clipboard. It had the agenda, which applauds I would use, and some spare stuff to fill empty moments. People thought I could improvise so well – it was all on the clipboard.  
  
The December pack meeting was a low turnout, so we made it shorter and less structured. Each den sponsored a Christmas song and led the rest of us. We also had a dessert auction to raise money. The boys love an auction! Sell poker chips, 4/\$1, set a limit.

Early arrivers would have to 'Guess the Stuff'. Keeps them focused to the end of the meeting when the winner was announced.

## PACK ADMIN HELPS

*Santa Clara County Council*

Here are some recent month's that had themes similar to "Time in a Capsule." See if someone in your pack has all Program helps or look up Baloo's Bugles for these months.

July 1997 – Tomorrow's World

Feb. 2000 – Turn Back the Clock

June 2000 – Space: The New Frontier

***Just a reminder – Actually I didn't know how to phrase this because if someone is a new member (youth or adult) these are not the "new books." These are the books, the only ones they know about (unless he has his 1957 set from when he was a Cub Scout.) CD***

### WOLF CUB SCOUT, BEAR CUB SCOUT, AND WEBELOS SCOUT HANDBOOKS

*Santa Clara County Council*

***Boys who become Wolf and Bear Cub Scouts after August 1, 2004, are required to use the new book for the corresponding rank. First year Webelos should use the book or they will have to switch books next year!!***



In the continuing effort to help leaders deliver a quality Cub Scouting program, and to ensure that program materials remain current and age-appropriate, the BSA has enhanced the content of the current boy handbooks. These books have been updated for relevance to today's youth, appropriateness of content, ease of use, and perceived challenge to the reader.

Many of the current elements in these books that have proven successful during the past have been maintained. Topics that have become dated and do not challenge today's Cub Scouts and their families have been eliminated.

Some specific revisions are as follows:

- Integrated Character Connections (that draw on Cub Scouting's 12 Core Values) directly into selected requirements in each book.
- Infused age-appropriate outdoor program activities into both the requirements and the electives in each book.
- Enhanced the advancement and elective trails to create a progressive more challenging pathway that logically prepares boys for the next rank in Cub Scouting and prepares Webelos Scouts for Boy Scouting.

- Reformatted and enhanced the Webelos handbook: particularly, the Webelos badge and Arrow of Light Award requirements.

#### LINKS:

For specific changes to the badge requirements in the Cub Scout handbooks, go to:

<http://www.ussscouts.org/advance/cubscout/intro.html>

Then scroll to the bottom of the page and pick the section that you are interested in learning about - Wolf Badge, Wolf Electives, Bear Badge, Bear Electives, Webelos Badge, or Webelos Activity Badges

***It is that time again – a new season of Scouting starting up, new members joining and holes in your organization – Here's a few ideas from circle Ten council of Parent and Family Involvement –***

#### INVOLVING THE FAMILY

*Circle Ten Council*

The Boy Scouts of America has a deep interest in the strength of the family. Its own aim to develop boys, young men and women, into participating citizens possessing good character who are physically, spiritually, and mentally fit demands that the movement have an active concern for the family.

A child's attitudes, personality, and the foundation for emotional stability are formed at a very early age. The influence of the family is primary, not only in the sense that it precedes the influence of others, but also in the sense that it is of greatest importance.

The world changes and social norms change. Social pressures come from different directions. The family faces problems today that are far different from those faced by a family only two generations ago. The Boy Scouts of America is continually examining its relevance and effectiveness so that it remains useful as a support resource for the family.

#### WHAT IS A FAMILY

We all know that a family is much more than a Webster's definition.

A family is people giving and receiving love. We seldom come straight out and say, "Son, I love you. It doesn't matter if I don't like what you do, I LOVE you."

A Family is people getting angry with each other, but still loving one another.

A Family is loving the differences about each other.

A Family is people talking and listening to each other...communicating.

A Family is people caring about what happens to each other, and letting it show.

A Family is people laughing and crying without feeling ashamed of it...expressing themselves naturally.

A Family is people sharing with each other and with others.

A Family is people reaching out instead of fencing in...to each other and neighbors and friends.

A Family is a place for having fun, also for sharing sorrows and healing the hurts.

A Family is people giving strength to each other; caring and letting it show; leaning on each other; feeling loyal to each other; in other words LOVING one another.

Good family life is never an accident, but always an achievement by those who share it.

**TODAY'S FAMILY**

In our new and changing times the role of the family has changed drastically. Where once the families worked together and played together, family values were automatically transferred to the offspring by just being in close contact.

Cub Scouting has been based on the traditional family but now is faced with a great variety of family forms. We must pay attention to the fact that a great percentage of our Cub Scouts come from non-traditional families. Types of families include adoptive, communal, extended, foster, same sex, shared, single parent and household headed by grandparents, aunts, uncles, or siblings. This is not the scenario of the typical beaver Cleaver household. However, as far as Scouting is concerned whomever a boy lives with is his family.

The family, whatever structure it is, still provides the base of security for today's youth. The caring, sharing, loving and the sense of belonging are what make good relationships. Along with the basic needs families face, they also must develop wholesome and string personalities. It is with this in mind that Scouting helps the boy grow.

**WHAT CUB SCOUTING DOES FOR FAMILIES**

When parents work with their sons and share with them as they take part in Cub Scouting, family relationships are strengthened, discoveries are made, and each new day brings more exciting adventure.

As parents work with other adults in Cub Scouting, they make new friends and become acquainted with people they would not otherwise meet. Concern for the boys is a common bond between parents.

Community spirit is strengthened and community leadership is developed out of Cub Scouting adult efforts. Adults get a renewed sense of certainty and confidence when boys and adults work together in harmony with a purpose.

Cub Scouting provides a rich opportunity for families to grow together.

Scouting supports today's family with

- Specific programs
- Role models
- Surrogate parents
- Instrumental and incidental learning
- Social network
- Survival skills
- Facilities (camps for families, etc)
- Activities, events

**THE FAMILY'S RESPONSIBILITIES**

While you provide your interest, skill, and time in developing a good Cub Scout program, the family provides help by supporting the den and pack. Families can help in many different ways, but there are some specific things expected of all families.

**ADVANCEMENT RESPONSIBILITIES**

Parents are expected to work with their son on achievements and electives.

Parents are expected to give their son the opportunity to pass his achievements and electives. Who better than his parents knows when he has done his best? (Webelos leaders or activity badge counselors pass the Webelos on their advancement.)

Parents are expected to participate in all advancement ceremonies when their boy receives his badges. They should be asked to present his badge to him. Parents are a part of the advancement plan from start to finish.

**RESPONSIBILITIES TO THE PACK**

Parents are expected to support and take part in all pack activities.

The pack committee or the Cubmaster will occasionally call upon parents to help at pack meetings or with special pack activities may.

Parents are expected to help with pack finances by making sure their son pays his dues promptly. Suggest that parents provide ways for the boys to earn the amount needed for den dues. This will help teach the boys the value of money and the importance of carrying out financial obligations.

**RESPONSIBILITIES TO THE DEN**

Parents are expected to cooperate with the den leader in every way possible. This could include helping at an occasional den meeting on a specific project or activity, provide refreshments, transportation, telephoning, or assisting with den outings.

Parents can help the pack earn the national Summertime pack Award as well as help the den qualify for the den participation ribbon.

Webelos parents may be called upon to help teach an activity badge.

Parents will be an important part of the Webelos overnight campouts.

**PACK/DEN RESPONSIBILITIES TO FAMILIES**

It is easy to list all the things that families should do for the program, but it is important to remember that the Scouting program, as represented by packs and den, has duties towards the families as well. They include:

To provide a well planned, year round program of activities in the den and pack, which meets the aims of Cub Scouting.

To provide trained, qualified and enthusiastic leadership for all activities

To provide training for parents and keep them informed.

To provide activities which strengthen the family and give them opportunities to work and play together.

**WHAT DO WE MEAN BY FAMILY PARTICIPATION?**

What is parent participation? It might be a mother helping her son make an Indian vest for his den stunt, or a dad hauling home some old scrap wood to assemble a den game chest for his son's den. It could be these and many other helpful things parents do. But wait...we didn't say parent

cooperation, we said parent participation...and the two are entirely different things. Too many times we simply send our children to someone away from home to let others worry about them. This is not true in the Cub Scout program because the entire family participates.

Family participation is important to the success of a pack. Leaders must always remember that the Cub Scout program was designed for parent's use with their sons. Parents simply do not let their son join Cub Scouting - they join with them.

It starts with you, the Cubmaster, den leader, pack committee member. Be prepared with a few simple rules and procedures that your pack has agreed on. If you want parents to participate and cooperate, tell them exactly what they're in for. What you want them to do, and what they can expect from the Cub Scout Program.

It isn't fair for leaders to expect cooperation and participation unless they have made it clear just what is expected.

Families should know about these responsibilities before, not after, you have accepted the boy's application to join.

Someone from the pack should visit the home, or have a meeting with all new families, get to know the family, and discuss the Cub Scout program and purposes with them. Don't assume they know them. Some suggestions on topics to be covered:

Review the parent agreement on the Cub Scout application.

Review the parents supplement in the boy's handbook.

Review their responsibilities to the pack and den.

Some packs furnish a copy of the Cub Scout Family Book to each new family. This is an option that you could consider.

**FAMILIES CAN HELP!**

There are many different ways families can help.

A few of these are listed below:

**At Den Meetings**

- Furnish refreshments
- Transportation for field trips
- Help on den projects
- Leadership for special activities

**At Pack Meetings**

- Attendance at meeting
- Serve on pack committee
- Lead a special activity
- Provide transportation for pack trips
- Support pack money-earning projects

**THINGS TO REMEMBER**

Start the families off slow. Maybe ask them to be judges at a pack or den function. Then move them up to transportation.

Then maybe to help at day camp or twilight camp.

Remember to go slow and to watch for signs of needing help. Don't burn out a volunteer because they couldn't say no. If they won't help directly with the pack why not offer a special bead for the boys to wear when their parent or parents attend functions. This will persuade the boys to ask their parents to come with them.

Again, make sure den leaders are aware of the family situation. This should include knowing custody

arrangements, to avoid releasing the boy to the wrong parent in extreme cases. Be aware of too many Father/Son or Mother/Son events, which may exclude many of the boys. In some cases it is appropriate to have some parents who are willing to provide a surrogate parent situation where needed for events like Webelos campouts.

Remember that many pack involvement need not be a full time job. Parents can provide a phone chain or help in a bake sale. Activities should be parent friendly. Make sure that a couple of outgoing adults are near the door to greet everyone to make sure that families feel welcome and comfortable. Nametags are a big help. Thank families for coming. Make sure that siblings are made to feel welcomed too. If some parents seem awkward about joining in, ask them to do small task such as passing out nametags, selling tickets, serving refreshments. In this way, they become part of the group.

**ADDITIONAL IDEA FOR INVOLVING FAMILIES**

Parent/Guardian Meeting for the pack Before the annual program planning meeting for the pack, be sure to meet with the families for their input on what activities they would be interested in attending and supporting.



**TIGERS**

*Starting in September, I will feature one Tiger Achievement a month. There will be hints and tips for activities to help you and your Tigers complete the achievement. CD*

**Remember** – Tigers get Blue Cub Scout uniforms this year. No more orange shirts. National announced this with post cards to Cubmasters and others. The Tiger Totem will be worn on the right chest pocket.

**What's New, Tiger Cub?**  
*Baltimore Area Council*

As part of the effort to remove barriers from Tiger Cubs participating fully in Cub Scouting and to create additional fun and excitement for first-grade boys, a new advancement plan was added last year to create additional fun and excitement for first grade boys. Tiger Cubs have been members of Cub Scout Packs for years, but the Tiger Cub program is still evolving with a new look, while keeping its most important elements. The Tiger Cub program remains the fun-filled, age-appropriate introduction to Cub Scouting. Tiger Cubs still participate along with an adult partner and those adult partners share leadership in the Tiger Cub Den.

**Highlights of the Tiger Cub Program**

- Tiger Cubs and adult partners participate in Den and Pack activities together.
- A Tiger Cub Den leader coordinates shared leadership among adult partners in the Den.
- Tiger Cubs wear the blue uniform with an orange neckerchief, along with an optional, newly designed blue and orange cap. No. 83892.
- The Tiger Cub badge, No. 80369, is earned after completing five achievements grouped in three areas: Den activity, Family activity, and Go See It Activity. After completing the rank of Tiger Cub, a boy may earn one Tiger Track bead when he completes 10 electives. There is no limit to the number of Tiger Track beads a boy can earn.
- Advancement is displayed on a Tiger Cub totem
- The recommended monthly meeting pattern consists of Den, family, and "Go See It" activities, and participation in the monthly Pack meeting. Suggested Den meeting plans are included in Cub Scout Program Helps, No. 34304D.
- Tiger Cubs and adult partners work out of the Tiger Cub Handbook, No. 34713, to complete achievements and electives, and plan activities.
- A complete description of the Tiger Cub program can be found in the "Tiger Cub Program" chapter of the Cub Scout Leader Book, No. 33221 A.
- Each Pack should have one or more Tiger Cub Dens, each consisting of five to nine boys and adult partners.
- The Tiger Cub Den leaders are members of the Pack leadership team and receive support and coaching from the Pack committee, which includes the Pack Trainer, Cubmaster and Assistant Cubmaster.
- Tiger Cub badges should be presented in meaningful Pack meeting ceremonies.
- Tiger Cub Dens actively participate in Pack meetings and activities.
- Tiger Cubs and their adult partners are the future of your Pack!

**It's in the Book**

For the most up-to-date information about Tiger Cubs, see the Tiger Cub Handbook, No. 34713, and the Cub Scout Leader Book, No. 33221A.

**Tigers are Grrrrreat!!** And don't we know it! As Tiger Leaders, our job is to help these young Scouts to search, discover, and share together as they start along the Cub Scout Trail.

**Tigers - Fun at the Zoo**

*Circle Ten Council*

*Here is an idea for a fun way for you start off your Tiger year, something the whole family can enjoy - CD*

**Family Activities**

Zoos are a great choice for family fun anytime, with events and fun year-round. Your family can see some of nature's most beautiful and varied creatures, and learn about their favorite animals.

**VISIT THE ZOO**

Get a family pass to the zoo. If the whole family visits the zoo just twice, you more than recover our cost.

**WALKING IN THE ZOO**

See how animals look with their winter or summer coats on. Talk about how they live in either the cold or hot weather.

**Den Activities****SPONGE PAINT GIRAFFE**

**Need:** Orange paper in the shape of a giraffe, black paint, small sponges or cotton balls, clothes pegs, Styrofoam meat tray

**Directions:** Use the clothes pegs as handles and attach a cotton ball or sponge to the end. Put the paint on a Styrofoam meat tray and using the cotton ball/sponge to dip into paint and dab spots onto the giraffe.

**ZEBRA**

**Need:** Zebra shape, marble, black paint, box

**Directions:** One of my favorite zoo animal activities is to roller ball paint (marble paint) on a zebra shape with black paint. I use the boxes that canned coke come in to do this activity. I simply supply the black paint in a shallow pan, the zebra cut outs, and large marbles.

**ZOO CAGE**

**Need: Shoe box, straws, clay or toilet paper rolls**

**Directions:** Take a shoe box-remove lid . Punch holes about 1/4 inch in along the length of the box and again on the paralleled side trying to keep holes aligned. Run a straw through a hole on the top and on the bottom. Sit box onto one of longer side tada - a cage. Next create an animal out of clay or toilet paper rolls. Pull up a straw and give the animal a home.

**Den Activities**

*You can find more ideas at [zoopals.pactiv.com](http://zoopals.pactiv.com)*

**Make a puppet.**

Glue or tape a stick to the back of a Hefty® Zoo Pals® plate and make a puppet for a puppet show. You can use a Popsicle stick, paint stirrer, ruler, or even a chopstick. You can put on a show, such as a make-believe zoo or circus, or take the animals on an adventure.

**Make a mask.**

Glue or tape a stick to the back of a Hefty® Zoo Pals® plate. Cut out the eyes and let the child hold the animal face up to his/her face. To ensure that the child does not trip or fall, use the mask only while seated.

**Make a set of animal ears.**

This is great for a costume or for letting your child pretend to be his/her favorite animal. Cut your child's favorite ears off the plate about ½ inch below the ears. Tape the ears, at the center only, to a plastic, rigid or cloth headband and carefully place ear-band on child's head. See if your child can make the sound or motions of his/her favorite animal.

**Design your own Hefty® Zoo Pals® plate.**

Turn a plate upside down on a piece of paper. Trace the outline of the plate to form a template for a new animal design. Let your child draw his/her own Zoo Pals® animal with crayons, markers, or paint. Or cut apart the pieces from real plates and let the child paste together a new plate,

combining eyes, noses, and ears from different animals. Create a body for your favorite Zoo Pal® animal. Select your favorite Hefty® Zoo Pals® plate and glue or tape it to a large piece of paper. Let your child design a body for his/her favorite animal using crayons, markers, paint, or even scraps of fabric.

**Jazz up Hefty® Zoo Pals® plates.**

Use glitter, fabric scraps, yarn, paint, nail polish, and colored glue to decorate and accessorize your favorite animals. Give them hair, glasses, shoes, and more.

**SPECIAL OPPORTUNITY**

**Recruiter Strip**

*www.usscouts.org*



*I thought it would be appropriate for September to remind you about an incentive award for boys to get their friend to join Scouting - CD*

Cub Scouts and Boy Scouts may be awarded, and wear, below the right pocket on their uniforms, the Recruiter Strip shown above

There are NO formal requirements for these strips. Each Unit establishes the procedure for awarding the strip. Usually, a Recruiter Strip is awarded to a Cub Scout or Boy Scout the first time he is successful in getting a friend, relative, classmate, or other acquaintance to join his unit.

Typically, only ONE strip is awarded to a boy while he is a Cub Scout, and another may be awarded while he is a Boy Scout. But there is no official limit.

From time to time there are special Recruiter Patches issued. I have seen Football Helmets, Garfield, and others.

***Just remember – A boy has to be having fun in Cub Scouting before he will ask his friend to join.***

**GATHERING ACTIVITIES**

**Photo Gallery**

*Baloo, February 2000*

Have a committee member collect photos of your current leaders when they were say age 3 to 7. Post them unlabelled and have the Cubs have a contest in seeing how many they can correctly identify.

Photos of the leaders as Cub Scouts or Brownies will be particularly fun. Even pictures of the leaders as older Scouts are fun, although they might be easier to identify.

**Odd Bean**

*Santa Clara County Council*


**Supplies:** 12 beans for every player plus some extra beans, small plastic bags

Before the meeting, put 12 beans in each plastic bag. Hand out a set of beans to each player as they arrive. Opening his bag of 12 beans, one player – say Greg – puts a few beans in one fist, reaches out to another player and asks, “Odds or evens?” If the other player – Jane guesses correctly that Greg’s closed fist has an odd number of beans in it, she collects those beans. If she guesses wrong, she has to turn over that many beans to Greg. The object of the game is to collect all the beans. When you want to stop playing, the winner is the player with the most beans.

**SPACE MAZE**

*Sam Houston Area Council*

Find the path from the Earth to the Moon.



**Historical Objects**

*Simon Kenton Council*

Distribute copies to all guests and see how many persons they can identify by the following clues

1. A rainbow	a. George Washington
2. A kite	b. Little Red Riding Hood
3. A glass slipper	c. Noah
4. An apple	d. Samson
5. A slingshot	e. William Tell
6. A coat of many colors	f. Ben Franklin
7. A wolf	g. Cinderella
8. Long Hair	h. Joseph
9. A hatchet	i. David
10. A footprint	j. Abe Lincoln
11. A cloak	k. Florence Nightingale
12. A steamboat	l. Robin Hood.
13. A rail fence	m. Paul Bunyan
14. Three ships	n. Little Jack Horner
15. A plum	o. Robert Fulton
16. A blue ox	p. Sir Walter Raleigh



17. Steals from the rich	q. Columbus
18. A famous nurse	r. Robinson Crusoe

1-C, 2-F, 3-G, 4-E, 5-I, 6-H, 7-B, 8-D, 9-A, 10-R, 11-P, 12-O, 13-J, 14-Q, 15-N, 16-M, 17-L, 18-K

**Fractured Proverbs**

*Santa Clara County Council*

Before the meeting, prepare a card for each player with half a proverb written on it. This game can also be played as a pre-opening mixer. As each player arrives, hand out the proverb cards to the players. They will find their partners by putting the two parts of the proverb together.

To play this as a game, chop up each proverb into four pieces of paper instead of two, mix them up and put four disjointed parts into an envelope. When the guests arrive, hand them each an envelope, or hand players a piece from the envelope. The winners are the players who put together a proverb first.

You can use the following list of proverbs, or find some other well-known proverbs:

- A friend in need is a friend indeed.
- A penny saved is a penny earned.
- A rolling stone gathers no moss.
- A stitch in time saves nine.
- A watched pot never boils.
- A word to the wise is sufficient.
- Absence makes the heart grow fonder.
- Actions speak louder than words.
- All that glitters is not gold.
- An apple a day keeps the doctor away.
- April showers bring May flowers.
- Beggars can't be choosers.
- Birds of a feather flock together.
- Blood is thicker than water.
- Don't count your chickens before they're hatched.
- Every cloud has a silver lining.
- He who laughs last laughs best.
- Heaven helps those who help themselves.
- Necessity is the mother of invention.
- One man's meat is another man's poison.
- Out of the frying pan, into the fire.
- The early bird catches the worm.
- The pen is mightier than the sword.

**SPACE TRIVIA**

*Circle Ten Council*

1. What is the name of our galaxy?  
a) M100 b) The universe c) The Milky Way d) Europa
2. By weight, the Sun is approximately 70 percent \_\_\_\_?  
a) oxygen b) helium c) nitrogen d) hydrogen
3. Saturn is our solar system's \_\_\_\_?  
a) brightest planet b) second largest planet  
c) smallest planet d) hottest planet
4. Lunar exploration formally began in what year?  
a) 1959 b) 1964 c) 1969 d) 1972

5. Is the American flag still on the Moon?  
Yes No
6. Who was the first American in space?  
a) Alan Shepard b) Mickey Mantle c) Jim Lovell  
d) Neil Armstrong
7. \_\_\_\_ is the second planet from the Sun?  
a) Mars b) Mercury c) Venus d) Earth
8. What was the first Earth orbiting satellite?  
a) Viking I b) Sputnik c) Lunar Orbiter d) Explorer I
9. What does ISS stand for?  
a) Institute of Silly Songs  
b) International Space Society  
c) International Space Station  
d) International Saturn Society
10. \_\_\_\_ is the third planet from the Sun?  
a) Earth b) Venus c) Jupiter d) Neptune

ANSWERS: 1-c, 2-d, 3-b, 4-a, 5-Yes, 6-a, 7-c, 8-d, 9-c, 10-

**Blast Off! Word Search**

*Longhorn Council*

G C I E N T C E E F I C S T M  
 I O N F A U N C T H C L H D A  
 E N Z N M E G A B Y T E U P E  
 T Y G R E N E P D A R S T C B  
 G U A T A D B S U C J O T R N  
 R M A G B V I R T U A L L D O  
 A A O N S N E E T U T X E C O  
 V O T R O V E B Y X A L A G M  
 I U A S R R L Y C O M P U T E  
 T M T E A G T C L A N D I N G  
 Y A S A V O N S B F M B B E B  
 I L I G H T Y E A R E T A R C  
 T W U U O F S W P I O I Y F X  
 R O C K E T P U V B P U K A W  
 E U Y B X W D Q D C V S S S R

Find These Words -

- |           |            |            |
|-----------|------------|------------|
| Astronaut | Crater     | Data       |
| Energy    | Gravity    | Light Year |
| Megabyte  | Nova       | Server     |
| Star      | Tang       | Dust       |
| Compute   | Cyberspace | Mars       |
| Galaxy    | Landing    | Shuttle    |
| Moonbeam  | Rocket     | Virtual    |
|           | Suit       |            |

Can you solve the hidden message in the remaining letters?

-----

## OPENING CEREMONIES

### Spirit of Lord Baden-Powell

*York Adams Council*

The Narrator, the "Spirit of Lord Baden-Powell," is a Den Chief in full uniform wearing a campaign hat; he can either memorize the talk or read the script from a lectern. Probably best if he combines the two methods.

**Narrator:** I represent the Spirit of Lord Baden-Powell, the founder of Boy Scouting. I am also the Spirit of Scouting past and present. (Gestures to Cub Scouts.) Here is our future -- Cub Scouts of America.

(First boy enters carrying toy church or Bible. Narrator continues.)

We take turns praying in our Den. I like to wear my uniform to church on Scout Sunday. (or Sabbath) Nearly half of all Cub Scout Packs in America are sponsored by churches.

(Second boy approaches in complete Cub Scout uniform. Narrator continues.)

The two colors of the Cub Scout uniform have special meaning. Blue stands for truth and loyalty; gold for good cheer and happiness.

(Third boy enters carrying Wolf Cub Scout Book and Kipling's *The Jungle Book*.)

Early Cub Scout ceremonies were based on Kipling's *Jungle Tales*. When Cub Scouting was organized in America, in 1929, Native American themes were used.

(Fourth boy enters, carrying a craft project of wood.)

Cubbing means fun. We have lots of fun. But I like making things—real boy projects—things we can play with or that follow our themes.

(Fifth boy carries in a nature collection.)

I like to go on hikes and collect things for my nature collection or the den museum.

(Sixth boy enters with a "buddy burner.")

I like to go on picnics. We Cubs sure do like to eat! This is the cook stove I made.

(Seventh boy, the smallest Cub Scout, enters with American flag.)

I am proud to be an American so I can salute the flag. I also like to see our Pack flag (points to it) because then I know I am part of XX years of Scouting. I belong!

Yes, I represent the past and the present. These boys, Cub Scouts now, are the men of tomorrow. They will be the preservers of our American heritage. Please stand and join us in singing "God Bless America." (Or saying The Pledge of Allegiance.)

### "The Age Of Scouting"

*Paul Perkinz*

**Personnel:** 1 announcer (a Cub Scout or adult leader), 10 Cub Scouts (or use five and have each say two parts)

**Material:** Text for the announcer, 10 cards with specified dates written in large letters on one side, script on the back side, American flag (if used for opening/closing ceremony)

**Arrangement:** If 10 Cubs are used, have each one of them hold a cardboard sign with a date (printed in very large letters) on one side and the associated text for them to read on the other side. Have the Cubs line up in chronological order off to the side of the stage or presentation area. This skit uses a timeline to graphically show that Boy Scouts has been around for nearly 40% of the time the United States of America has—something most people don't realize. That's why the Boy Scout card needs to be card #6, to represent that almost 40% of American history happened after BSA was founded.

**Announcer:** "For well over 200 years now, the United States has been an independent nation. Throughout this period, our country has undergone many changes and made great progress. Today, America still stands as an example of goodness and righteousness for all the world."

"Many people may not be aware of how long the Boy Scouts of America has been an organized youth group, but we have been in existence for a very long time. Tonight, the Cubs (or specific Den) of Pack (pack #) are going to present a timeline to demonstrate just how long Boy Scouts has been around." (have the Cub Scouts enter the presentation area one at a time. Have them hold up their card for the audience to see the date while they read the text on the back of the card. Different dates/events can be substituted for all except the date of 1910, the date Boy Scouts of America was founded. For chronological accuracy, this card should be the sixth card in the lineup. Have the Cubs line with the oldest date on the audience's left, side by side)

**Cub Scout #1:** "In 1776, the 13 colonies declared their independence from England. The United States of America was born."

**Cub Scout #2:** "In 1787, George Washington was elected the first president of the United States of America."

**Cub Scout #3:** "In 1814, the "Star Spangled Banner" became the official National Anthem of the United States of America."

**Cub Scout #4:** "In 1845, Texas became the 28th state to join the Union."

**Cub Scout #5:** "In 1860, Abraham Lincoln was elected as the 16<sup>th</sup> president of the United States."

**Cub Scout #6:** "In 1910, the Boy Scouts of America was founded."

**Cub Scout #7:** "In 1914, World War I began in Europe."

**Cub Scout #8:** "In 1941, America entered World War II."

**Cub Scout #9:** "In 1963, President John F. Kennedy was assassinated."

**Cub Scout #10:** "In 1969, the United States became the first country to put a human on the moon—Eagle Scout Neil Armstrong."

**Announcer:** "As you can see, the Boy Scouts of America has been around a lot longer than it may seem. Since just after the turn of the century, Boy Scouts has provided boys an opportunity to learn, grow, and have fun while doing so. In the past 89 years, Boy Scouts of America has become the largest youth organization in the world, and continues to

grow each year. So next time someone asks about Boy Scouts, tell them just how long we've been here.

(If used as an opening/closing ceremony, the Pledge of Allegiance can be said now)

(If used as an independent skit, the Cub Scout Promise and/or the Law of the Pack can be said now)

**Our Family**

*Heart of America Council*

**Personnel:** 4 Cub Scouts Equipment: American Flag

**Setting:** Cubs standing around flag.

**Cub # 1:** Our families have fun by being involved in all the Cub Scout activities, like coming to pack meetings.

**Cub # 2:** Our families have fun by helping our Cub Scouts with achievements, to advance in rank.

**Cub # 3:** Our families have fun by thinking up projects for our dens.

**Cub # 4:** Just as we have fun in our dens and pack meetings, we also can have fun in our families. We can do things together, like saying the Pledge of Allegiance together. (Lead the Pledge of Allegiance.)

**Follow the Promise**

*Heart of America Council*

**Personnel:** Cubmaster or Den Leader

**Cubmaster:** Would you like to ride in a star ship or a planet hopper, to walk on the moon or float through space, or be a part of a space station crew? These may be some things we will be doing some day. We can't be sure, but one thing is certain, the world will need good men and women in the future. And we can be sure we will fill that need if we remember to follow the Cub Scout Promise. Let's think about that as we stand and say the Promise.

**ADVENTURES IN THE SKY**

*Sam Houston Area Council*

**Needed:** Five Cub Scouts stand in a line, each hold a poster with their part on the back in large type. Posters are a bird, hot air balloon, airplane, rocket ship and American Flag.

**Cub # 1:** *(Bird)* I represent the first flying machine. Even in the days of the dinosaurs, I could soar in the sky.

**Cub # 2:** *(Hot air balloon)* I was made over 200 years ago. Two brothers in France discovered that hot air could be captured and used for flight. I was made to be used for pleasure, racing and warfare.

**Cub # 3:** *(Airplane)* I was first made in 1903, in America by two brothers. I had specially shaped wings that allowed me to fly. I made the world a smaller place.

**Cub # 4:** *(Rocket Ship)* I represent man's attempt to explore the universe. With me, man has been able to travel thousands of miles into outer space.

**Cub # 5:** *(American Flag)* I represent the land where man is free to explore his land and give flight to his ideas. Please join me in the Pledge of Allegiance.

**OUT IN SPACE**

*Great Sauk Trail Council via Circle Ten Council*

**Setting:** Four Cub Scouts are standing on stage looking up to the sky.

**Cub # 1:** What's out in space?

**Cub # 2:** Mostly lots and lots of space, but also billions and jillions of stars, galaxies and solar systems, planets, and moons, blazing comets and deadly rays.

**Cub # 3:** Yeah, and sometimes even people!

**Cub # 4:** That's what's out in space! Let's all stand and remember the American flag flying on the moon. Please join with us in the Pledge of Allegiance.

**Seven Days of the Week**

*Heart of America Council*

**Personnel –** 8 Cub Scouts

**Equipment:** Posters with the days of the week on them

**Setting:** Seven boys carrying posters in front, one off to the side.

**Sunday:** Sunday begins the week with church and family.

**Monday:** Monday starts the school week with friends.

**Tuesday:** Tuesday our pack meets and awards are given.

**Wednesday:** Wednesday is the middle of the week and time to take a break.

**Thursday:** Thursday Cub Scout dens meet and learn a new crafts and skills.

**Friday:** Friday is the last day of the school week.

**Saturday:** Saturday is the end of the week, time for sports and outing.

*(All start laughing)*

**8th Cub:** (entering) Why are you all laughing?

**All:** Because we are "Happy Days"!

**A New Year**

*Heart of America Council*

**This one was listed as a skit in the HOAC Pow Wow Book. I thought it made a good opening. Use it where you think it fits best. CD**

**Setting:** A simple program for the opening meeting of the year. No scenery is required for this program. There are no costumes, unless the organization sponsoring has a uniform. The verse may be said by individual performers or by groups of children. Have the performers line up on stage. Let each performer (or performers) step forward as he gives his verse. The final two verses are given by all. Insert the name of your group where indicated. In the seventh verse, have the performers point at the audience on the last line.

**Cub # 1:** Another year is starting, And we'd like to welcome you. And tell you what our purpose is, And what we hope to do.


**Cub # 2:** The CUB SCOUTS are a group of boys; It helps us grow up strong, And teaches us to do what's right And fight against what's wrong.

- Cub # 3:** It shows us how much we can do, If we work as a team; Then we'll have fun and jobs won't be As hard as they first seem.
- Cub # 4:** We'll go on hikes and field trips, To learn of nature's wonders, So we'll respect her when we're grown And not make any blunders.
- Cub # 5:** And we'll be shown in many ways That each man is our brother; And we will see the joy there is In helping one another.
- Cub # 6:** We'll learn to be good citizens And, hopefully, see that laws are made for all the men so each man can be tree.
- All:** To do all this the CUB SCOUTS NEED Good leaders - this is true. That means we need the help of all of you - and You - and You!!!!
- All\*:** And now, to start the year off right, in a good and proper manner, We'd like you all to rise and sing Our own "Star-Spangled Banner." (All rise and sing)

\* All or a selected Cub or a Den Leader or Cubmaster or ...

**ROCKET SHIP OPENING**

**Arrangements:** Eight Cub Scouts in uniform. Each one has a cardboard cutout of their section of the rocket ship with a letter printed on front and their part in large type on the back. Boys enter one at a time and repeat their lines. At the end the Cub Scouts walk off the stage, keeping their cutouts in order.



- DEN LEADER:** Den \_\_\_ has drawn up plans for a spacecraft to go into outer space. They will now build their craft so you too can journey with them.
- Cub # 1:** "C" - is for the part we build on, and it stands for COURTESY in Cub Scouts and all through life.
- Cub # 2:** "U" - is next. This part stands for UNITY, because united we are strong.
- Cub # 3:** "B" - is then added. That stands for BRAVERY in all our thoughts and
- Cub # 4:** "S" - is next and stands for SAFETY. We learn it and use it.
- Cub # 5:** "C" - adds some more and it stands for CHURCH, the one of choice.
- Cub # 6:** "O" - is for building it stronger and stands for OUTDOORS, which is full of fun and is healthful.
- Cub # 7:** "U" - is near the finish and stands for USEFULNESS, to others and ourselves.

- Cub # 8:** "T" - is the nose the guides us, and stands for TRUTH in all things.
- DEN LEADER:** Anyone knows the FUSE is necessary to light and send this craft on it's journey into space. Everything checks! Ready for lift-off. FIRE!!!  
*(Cubs exit with rocket ship).*

**A CUB SCOUT GREETING**  
*Sam Houston Area Council*


Come one, come all, come join our pack.  
It's so much fun, we keep coming back  
We play some games and get together,  
No matter what the kind of weather.  
We wear the colors blue and gold  
Faith and love in our hearts we hold.  
We love our country and our liberty,  
On this all Cub Scouts will agree.  
We're true Cub Scouts in every way  
We "Do Our Best" and we obey.  
We know the Promise, Salute, and the Law,  
But the Pledge of Allegiance we know above all  
Come join the fun; it's like no other  
So on this year of celebration  
We pledge our love and dedication  
To ourselves, our family and our nation.

**ON THE MOON**  
*Circle Ten Council*

- Props:** Cut Out large black footprints and lay them on the floor leading up to the flag stand. Cub Scout will follow the footprints as they carry in the flag.
- Narrator:** The United States has much to be proud of. For instance, the United States was the first country to land a person on the moon. Each evening when the moon shines, we know that Old Glory is still there on the moon's surface, ever since that magical day it was placed there in 1969. As we join together in the Pledge of Allegiance, let us be thankful for the courageous astronauts and for the human ingenuity and technology that make journeys into space possible. Perhaps you know many former Scouts were among the pioneers in space. Maybe some of our own Cub Scouts will leave footprints on the moon, too. Think of that! Please join in the Pledge of Allegiance.

**PACK AND DEN  
ACTIVITIES**


**DEN TIME CAPSULE**  
*Sam Houston Area Council*



Make a den time capsule. Include photos of den members and families, pack newsletter, lists of favorite things and activities, souvenirs from field trips, samples of den crafts, etc. Put it away in a safe place. Open at the final den meeting of the Cub Scouting year or just before graduation to Boy Scouts.

**Alien Space Ships**

*Santa Clara County Council*



Here's a craft you can make from all of your free or recycled computer CDs to create space ships. Use plenty of "shiny" attachments, such as foil, old hubcaps, CDs, tin cans, etc. This would make a great Scout camp project to decorate for an alien or space theme.

**Supplies:** Old CDs (be sure to ask first), Aluminum foil, Old hub caps, Tin cans (clean), Tacky Glue or Silver Duct Tape, Wire (optional), Wire cutters (optional), String or fishing line, Scissors, Markers

**Directions:**

1. Use CDs to build the base of the space ship on (shiny side out).
2. Use glue or duct tape to adhere the pieces together. Use aluminum foil if you want a shiny ship.
3. Use any supplies that you find, just be sure to have an adult present for safety.
4. Decorate with markers if desired.
5. Hang with string or fishing line.

**Cub Scout Time Capsule**

*Baltimore Area Council*

**Materials:** "Trails End" popcorn tin, water proof tape (electrical tape works well), duct tape, sandpaper, rag, spray paint, paint pens and/or markers.

**Instructions:**

1. Sand the side and lid of the popcorn tin. Work over newspaper to minimize the mess.
2. Discard the newspaper and dust off with a rag.
3. Spread fresh newspaper and spray paint the tin. Allow to dry fully; this may take several hours depending on the paint and conditions.
4. Decorate the time capsule with the paint pens or markers.


5. Have the boys put things into the capsule that they think are important.
6. Seal the time capsule with the electrical tape first and then put a layer of duct tape over the electrical tape. Have each Cub Scout that contributed put his name on the duct tape.
7. Decide when you are going to open the time capsule. Perhaps the week before your Den's bridging ceremony would be a good choice.
8. Bury in the Den Leaders yard or store in a safe place.

**Suggestions for contents:**

1. Photos of friends, family, den members, your room, your pet, or yourself. It's a good idea to put these in a zip-lock baggie if you will be burying the time capsule.
2. Ticket stubs from your favorite movie or concert.
3. Tape of your favorite song or your voice.
4. A video of you and your Family, friends and Den Members.
5. A letter to yourself. Or one from a friend to your future self.
6. A list of your friends.
7. A paragraph about what you think you will be like when the capsule is opened or maybe what you want to be doing with your life in the future.

**Martian Tie Slide Materials:**

*Heart of America Council*



**Materials:**

- 1 - 1/2" Green Styrofoam ball
- 2 Green chenille stems
- 3 - small Wiggle eyes
- 1/2" piece of "Zip Strip" from waxed paper or aluminum foil box :

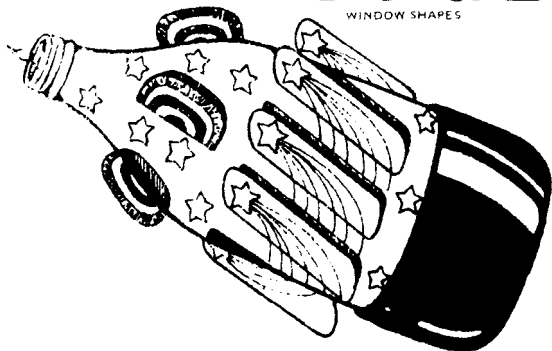

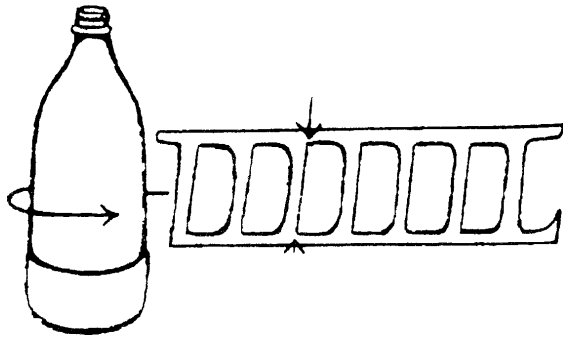
- 1 - Plastic curtain ring or PVC pipe piece
1. Cut one chenille stem in half and coil each half around pencil.
2. Remove from pencil and glue one on each side of ball.
3. Cut other chenille stem in half and cut one half in half. Push two short pieces into top of ball and glue into place. Shape for antennae.
4. Glue on three wiggle eyes and zip strip for mouth.
5. Push curtain ring into back and glue into place.

**Wind Catcher**

*Heart of America Council*

**Materials:**

Nail polish remover 2 - Liter bottle  
 Craft knife  
 Stickers  
 Colored vinyl tape  
 Markers  
 Fishing string  
 Fishing swivel



1. Using nail polish remover, clean off all glue from 2 - liter bottle.
2. Draw windows on graph paper.
3. Using a craft knife cut each window on the lines. Tape pattern around the bottom of bottle a few inches above the bottom.
4. Trace the 3 sides onto the bottle. Remove the pattern
5. Using the craft knife lightly score the bottle where the fold of the window will be. Cut the rest of the window out carefully.
6. Draw four windows on the upper part of the bottle. Then cut in the same manner by visually dividing the bottle into quarters.
7. Decorate the bottle in any way you like either with pieces of vinyl adhesive tape, markers or any other waterproof materials you can think of. When decorated carefully fold the windows out along the score lines to 90 degree angles.
8. Poke a small round hole in the top of the bottle cap, and secure a fishing swivel hook through it. Tie fishing string to this and string up anywhere.

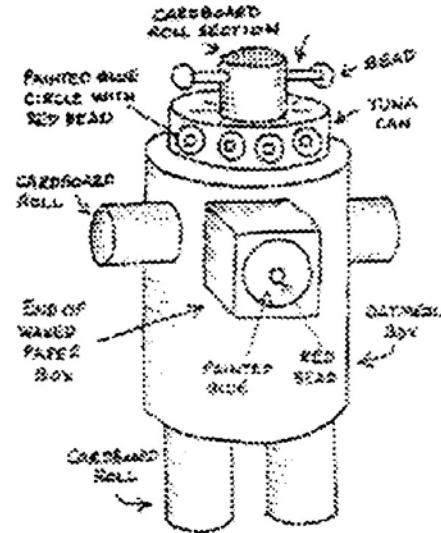
**ODDS AND ENDS ROBOT**

*Sam Houston Area Council*

- ✓ Remove lid from tuna can. Glue open side down to top of oatmeal box.

**BALOO'S BUGLE**

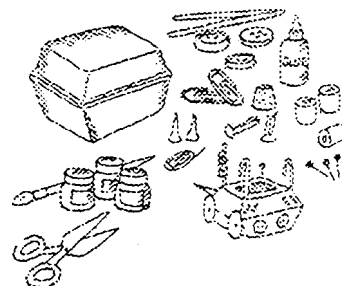
- ✓ Cut a cardboard bathroom tissue roll into 3 equal parts. Reserve two for arms. In third, punch a hold through the center. Glue this piece to top of tuna can. Push a straw through holes and glue beads on ends of straw.
- ✓ Glue other two sections of cardboard roll to sides of oatmeal box for arms.



- ✓ Use two more cardboard tissue rolls for legs. Glue to bottom of oatmeal box, in position so that robot will stand.
- ✓ Cut off one end of a waxed paper or aluminum foil box. Glue this to center of oatmeal carton.
- ✓ Spray paint robot silver. When dry, paint blue circles on tuna can and robot's front. Then glue red beads in center of blue circles.

**MOON BUGGY**

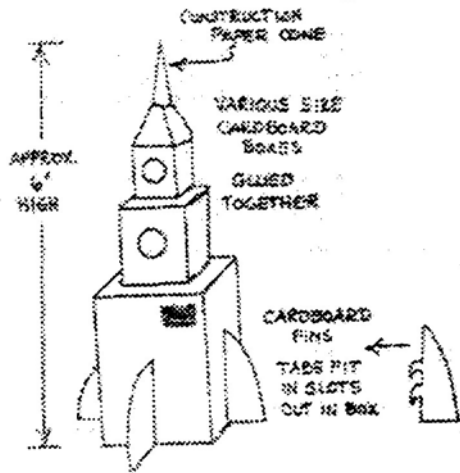
*Sam Houston Area Council*



Provide each boy with an empty carton and an assortment of materials such as pipe cleaners, golf tees, button, screws, wire, cardboard, paint, etc. Let each boy custom-design his own Moon Buggy or Mars Rover.

**ROCKET SHIP**

*Sam Houston Area Council*



This is constructed from different size cardboard boxes glued together. It can be made large enough for a boy to get inside, by making a door in the back. After gluing boxes together, paint with gray or light blue latex paint. Paint on trim with tempera. Design your own shape. It will vary depending on the size and shape boxes you have available. The drawing is simply an example to give you ideas.

#### ALIEN HEAD

*Circle Ten Council*

**Materials:** 1-2 yards green fabric, 1-1 1/2 feet elastic, green thread, needle, plastic bags

#### Directions:

Cut out a large circle of green fabric. The larger you want the head, the bigger the circle.

Then, hem the ends of the fabric, but leave enough space to get the elastic through.

When you are done hemming, pull the elastic through the space in the hem.

When the elastic is through, connect both ends together with the thread.

Stuff your head with plastic bags to make it stand up, or put it on your head (tuck your hair under), and you're ready to go

#### ALIEN SPECIMENS

*Circle Ten Council*

#### Materials:

Clear glass or plastic jar with tight-fitting lid

Sculpey bake-hard craft clay;

little plastic (or glass) eyes of various sorts

Acrylic paints

food coloring

paper for labels

Cotton Balls

Glue

your computer.

#### Directions:

Paint the lid of your jar black, so it will look like a real scientific specimen jar.

Using the Sculpey, model your creature, making sure it will fit inside the jar.

Poke the eyes into it, then take them out.

When your creature is finished, bake in a 325-degree oven until the thing turns uniform brown.

Let it cool fully.

Paint, and glue in the eyes.

Decide what you have just created.

Give it a name like, Twiggie Stimjiggy From Mars.

On your computer, create a scientific specimen label.

Print the label.

When the paint on your alien is dry, it's time to fill the jar with water and insert your "specimen" into the "formaldehyde".

Tint the water with food coloring. I suggest green or orange for a great effect.

Wind threads of cotton around your alien.

Glue your label to the jar.

## AUDIENCE PARTICIPATIONS

### Moon, Sun, and Stars

*Heart of America Council*

**CHIEF:** Stand with arms folded across chest, say "Ugh"

**SUN:** Cover eyes with hands

**MOON:** Frame face with hands and smiles

**STARS:** Blink rapidly

Long, long ago the Indians had no fire and no light. They suffered much during the cold of winter and they had to eat their food uncooked. They also had to live in darkness because there was no light.

There was no **SUN**, **MOON**, and **STARS** in the sky. A great **CHIEF** kept them locked up in a box. He took great pride in the thought that he alone had light. This great **CHIEF** had a beautiful daughter of whom he was also proud. She was much beloved by all the Indians of the tribe.

In those days the raven had the powers of magic. He was a great friend of the Indians and the Indian **CHIEF**. He wondered how he might make life more comfortable for them.

One day he saw the daughter of the **CHIEF** come down to the brook for a drink. He had an idea. He would put a magic spell on her. In time, a son was born to the daughter of the **CHIEF**. The old **CHIEF** was delighted and as the boy grew, his grandfather became devoted to him. Anything he wanted he could have.

One day he asked the old **CHIEF** for a box containing the **STARS**. Reluctantly the **old CHIEF** gave it to him. The child played for a while by rolling the box around. Then he released the **STARS** and flung them into the sky. The Indians were delighted. This was some light, though not quite enough.

After a few days the child asked for the box containing the **MOON**. Again the old **CHIEF** hesitated by finally the boy got what he wanted. Again, after playing awhile with the box, the boy released the **MOON** and flung it into the sky. The tribesmen were overjoyed. But still there was not light enough, and the **MOON** disappeared for long periods.

Finally the child asked for the box with the **SUN**. "No" said the old **CHIEF**. "I cannot give you that." But the boy wept and pleaded. The old **CHIEF** could not stand the tears, so he gave the box to him. As soon as he had a chance, the child released the **SUN** and cast it into the sky.

The joy of the Indians knew no bounds. Here was light enough and heat as well. They ordered a feast of the **SUN** and all the Indians celebrated it with great jubilation. And the old **CHIEF** was happy. He had no known the **SUN**, the **MOON**, and the **STARS** could mean so much for the comfort and happiness of his people. And for the first time, he too, enjoyed himself.

**A SPACE ADVENTURE**

*Sam Houston Area Council*

Divide audience into two groups and assign each apart. Whenever their word is said in the story, they do their part. Practice before reading story

**SPACE:** "Way Out There!" (*Point ahead moving finger from left to right*)

**ASTRONAUTS:** "Onward and Upward!" (*Stand up and thrust arm toward sky*)

In the whole universe there's an enormous place, which we all refer to as merely **SPACE**. **ASTRONAUTS** spent many hours until, searching that **SPACE** where mysteries unfold. They bring back dust and rocks galore. Each **ASTRONAUT** striving to always learn more. They circle around for days in **SPACE**, keeping up such a strenuous pace. Our country explored **SPACE** and then very soon. Oh, what a thrill as we witnessed the sight, as **ASTRONAUTS** raised our flag on that first moon flight. Right out there through outer **SPACE**, upon the moon stands our flag in place. Just where the **ASTRONAUTS** left it that day, as a part of history they did play. One fact discovered which storywriter's weren't pleased was that the moon is not really made of green cheese. So way out in **SPACE** when you see the man in the moon, remember the **ASTRONAUTS** proved we couldn't eat him at noon!

**SPACE JOURNEY**

*Sam Houston Area Council*

Divide audience into three groups and assign each apart. Whenever their word is said in the story, they do their part. Practice before reading story

**ASTRONAUTS:** 10-4 Mission Control

**SPACESHIP:** Blast Off

**ALIENS:** Take me to your leader

Once upon a time, far in the future, two **SPACESHIPS** were heading toward each other on a collision curse. The **ASTRONAUTS** of one **SPACESHIP** radioed the **ALIENS** of the other **SPACESHIP** and told them they had to change course.

Well the **ALIENS** discussed this among themselves and decided it

was the **ASTRONAUTS** who would have to change course. The **ASTRONAUTS** told the **ALIENS** "No Way!" They didn't want to change either.

So the **SPACESHIPS** flew closer and closer to certain death. After a while the **ASTRONAUTS** and **ALIENS** began to get nervous. Still, neither the **ALIENS** nor the **ASTRONAUTS** wanted to give in.

The, after a long day of talking and just before it was too late, the Captain of the **ALIEN SPACESHIP** and the Captain of the **ASTRONAUT'S SPACESHIP** decided they

would each change course a little to either side of the **SPACESHIP'S** course. That way the **ALIENS** and the **ASTRONAUTS** were just two **SPACESHIPS** that passed in the night.

**ADVANCEMENT CEREMONIES**

**Key to the City**

*Heart of America Council*

**Personnel:** Cubmaster

**Equipment:** Top hat and sash for Cubmaster to look like a Mayor. The badges and arrow points are mounted on cardboard cutouts of large keys and attached to a long ribbon to be worn around the neck.

**Setting:** Cubmaster dressed as Mayor in front of the audience

**Cubmaster:** This month the theme that the dens have been working on is exploring your neighborhood. In exploring our neighborhood, the boys have been learning about the different business's and organizations that make up the community that they live in. Tonight as part of our awards ceremony each boys will be given the key to our fair city. In moving into a new community, a person is always interested in the safety organizations it has, such as the fire and police departments, and the hospitals. The boys that have just moved into Cub Scouting will receive their Bobcat badges. (Call forward the boys and their parents. Present the badges.) After a person has learned about the safety organizations in a community, they need to know about the City's services. These services include the power and light, gas and the water companies. Each is an important part of the community we live in. There are boys here tonight that are on their way of being of service as Cub Scouts to their own communities. There are the boys who are to receive their Wolf badge. (Call forward the boys and their parents. Present the badges.) Other important businesses in the community are the grocery stores and clothing stores. These businesses all fulfill a need in the community. The next step in Cub Scouting is to help fulfill the needs of some boys who have worked hard to reach the rank of Bear. (Call forward the boys and their parents. Present the badges.) In our community there are organizations that also help with the moral ideals needed to help the community grow. These organizations are our schools, churches and social organizations. The Cub Scouting organization is a program to develop high moral standards to help our community grow. Tonight there are boys who have worked hard to understand the ideals of Cub Scouting. These boys are here tonight to receive their Webelos badge. (Call forward the boys and their parents. Present the badges.) Each boy tonight that has received an award has received a key to this fair city. With the things the boys have learned in Cub Scouting from their leaders and parents, hopefully, they will be able to improve the neighborhoods that we live in. This key is their key to knowledge, expansion and moral growth that will benefit us all.

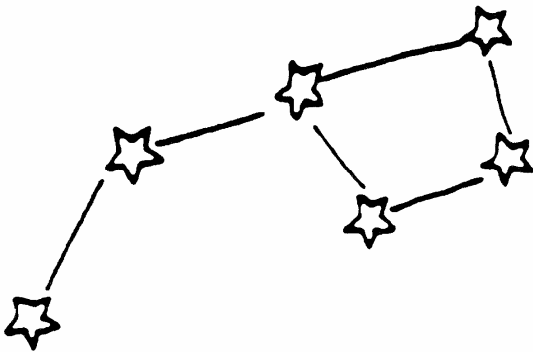


**TIME CAPSULE ADVANCEMENT***Sam Houston Area Council*

**Arrangement:** Have a shoebox for each boy receiving an award. Label with boy's name and the date. Cubmaster is dressed as "a wise old family member."

**Cubmaster:** Back when I was a young man, I remember a tradition we used to have when a new building was being built. They would take a strong box and fill it with things to remind us about what things were like in the days when the building was built. They put in newspaper clippings, money, pictures, awards, and little things like that. Many years later, sometimes as long as 100 years, when the building is being replaced, they always looked for this box in the cornerstone of the building. Some people call it a time capsule. It tells us what was important to the people who put it there.

Tonight, we are giving you each your own box. It is a Cub Scout time capsule. It symbolizes all of your Cub Scouting years. It holds the awards you earned this month. Keep this box and add to it. Treasure your years as a Cub Scout and save this box to show your kids what was important to you. The best way to save your family heritage is to start today with you. (Bring each boy forward and present a box and his awards)

**NORTH STAR ADVANCEMENT***Sam Houston Area Council*

**Equipment:** Pinhole planetarium punched for Big Dipper and North Star, flashlight

**CUBMASTER:** For thousands of years, men have known that the North Star is fixed. Shepard's knew it before the time of Christ and seamen have used the North Star and other heavenly bodies to guide their ships to ports ever since they first dared leave the sight of land. Even today, the stars are important in navigation for ships, jet planes and spaceships.

Cub Scouts don't need the stars to find their way. But even so, we do have our own guiding stars to help us through life, for example, your church, your school, and Cub Scouting. In Cub Scouting our navigational aids are the Promise and the Law of the Pack. They tell us how we should act and what we should do for ourselves and for others. The Promise and the Law of the Pack are just like the stars by which seamen steered their ships.

Tonight we honor those Cub Scouts who are navigating straight and true on the Cub Scout trail. With their parents

help they have advanced a rank and have shown that they live by the Promise and the Law of the Pack.

Will \_\_\_\_\_ bring his parents forward and accept this award.

**THE ROCKET***Circle Ten Council*

Threading a straw with a launch line makes the rocket. Leader blows up a long balloon. He attaches it to the straw with tape. The Cub then goes to the other end of the launch area and waits by his parent. Cubmaster then attaches the award to the balloon and releases the balloon. It rockets to the parent for the award to be given to the Cub. Be sure to include traditional presentation words while performing this ceremony.

**ROCKET TRAVEL***Circle Ten Council*

**Preparation:** Ceremony board resembles a chart of the sun and planets with a Cub Scouts logo as the sun and ranks as planets (use Cub Scout insignia stickers). Make a small blue and yellow cardboard rocket for each boy getting a badge and place it on or under his rank. If a loop of masking tape or Velcro is placed on the back of each rocket, the Cubmaster can move the rocket to the new rank as the adult family members are presenting the badge.

**CUBMASTER:** Will the den chiefs [or den leaders] please bring forward the Cub Scouts who are ready for advancement, along with their parents or guardians?

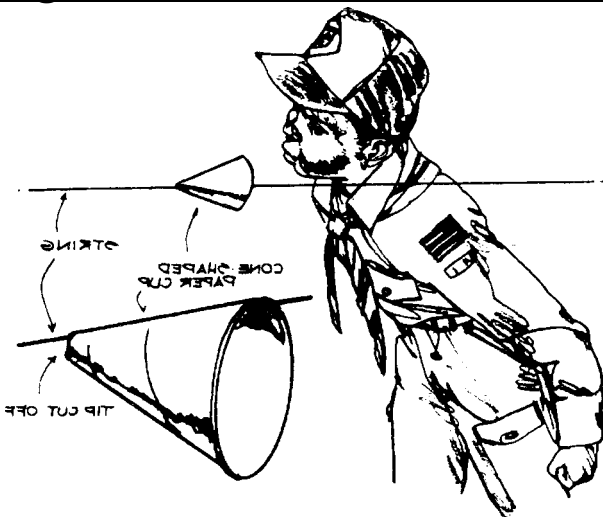
**CUBMASTER:** Cub Scouts, we are happy to see that you have taken another flight forward in our Cub Scouting galaxy. These Cub Scouts have done a fine job in our pack. They are progressing through the Cub Scouting galaxy this wouldn't be possible if it weren't for the interest and help of their families. I'm proud of the families in our pack. As I move your rocket forward in our galaxy, your parents or guardians will present you with your badge.

*The Cubmaster or den leader calls off the names as he/she moves the rockets to the appropriate ranks on the ceremony board while parents present the badges. The Cubmaster congratulates the boys and adult family members with the Cub Scout handshake.*

**GAMES****Explore the Mystery Planet***Heart of America Council*

This is a simple game of testing the senses. Have people get into a circle and pass several spices or items like vanilla under their noses. Have them guess the items and the person who guess the most wins. If it is easier hide the item have people open their eyes and write down the answer, then move on to the next example. When done tell people there was a prize, but where it went was a mystery!

**Space Relay***Heart of America Council*



This is a simplified Space Derby Relay. Divide the den into teams. For each team, stretch a 15 foot length of string between chairs. Before tying to the second chair, insert a cone-shaped paper cup with the tip cut off on each string. Each boy on a team blows the cup the length of the string and returns it. Continue in relay fashion until all have raced.

**Human Tic-Tac-Toe**

*Santa Clara County Council*

This game is played just like it is on paper, except that people are used. To play, set up nine chairs in three rows of three. Team One stands on one side of the chairs, and Team Two on the other. Have each team member wear a piece of clothing that identifies that team, such as a blue hat. Players on each team then number off.

	1	O					O	1	
	2	O		□	□	□		O	2
Team	3	O						O	3
One	4	O		□	□	□		O	4
	5	O						O	5
	6	O		□	□	□		O	6
									Team
									Two

The leader calls a number, like "three." As soon as the number is called, the two "threes" on each team scramble to sit down in any two chairs as quickly as they can. When they are seated, another number is called, and play continues until three teammates from either team have successfully scored a tic-tac-toe by sitting in a row of three either up, down, or diagonally. If no tic-tac-toe is made, then the players return to their team, and the game is played again.

A variation of this game is to play it with ten people (five on a team). They all take a seat in one of the nine chairs, leaving one person without a seat. When the whistle is blown, everyone must get up and move to a different chair, while the extra person tries to sit down somewhere. After the mad scramble for seats, the game is scored like tic-tac-toe. Any row of three people from the same team gets points. In each round, there will always be one person left without a seat.

**Seventy-four Years and Counting!**

*Simon Kenton Council*

2004 marks the 74<sup>th</sup> anniversary of Cub Scouting in the United States. Let's keep counting!

Have the boys sit in a circle. The first player says "one", the next says "two", etc. But when a player comes to "seven" or a number with a seven in it, he must instead say "blue". When he comes to "four" or a number with four in it, he must say "gold".

For example - 75 would be "blue-five", 42 would be "gold-two", 14 would be goldteen, and 74 would be "blue-gold".

**Rocket Relay**

*Heart of America Council*

**Equipment:** 1 chair per Den.

The Dens line up with a chair at the head of each, facing away from the Den. The chairs are 'launching pads' and the first Cub or 'rocket' stands on the chair awaiting the countdown.

When the leader reaches zero, the 'rocket' blasts off round the room, touching all four walls, and returns to the 'launching pad' where the next 'rocket' is waiting to be launched. The first 'rocket' lets off the second and returns to his Den.

**Space Ships**

*Heart of America Council*

**Equipment:** Chalk

Draw a large space ship on the ground. Mark off sections on the space ship. The Nosecone is out of bounds, and anyone who touches it is eliminated, as is anyone who steps outside the space ship. The leader shouts out a section of the space ship. Players must get there as fast as possible, the last few being eliminated. Other special commands can be

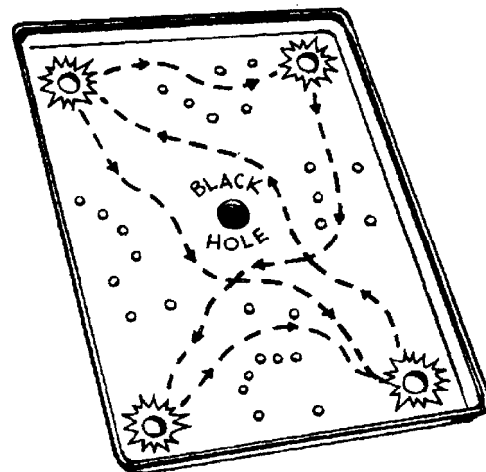
'**Emergency**' when players sit down with heads between knees;

'**Prepare for Take-off,**' when players lie face downwards facing the nose-cone;

'**Prepare for landing,**' when they lie down facing the stern.

**The Black Hole**

*Heart of America Council*



**Materials:**

- 2 Large foam meat trays the same size
- Scissors

Permanent markers  
Marble  
Tacks  
Glue

1. In the center of one of the trays cut a hole slightly larger than a marble. Mark it the "Black Hole." In each corner cut a hole a little smaller than a marble; these are "spaceports."
2. Stick tacks in the foam to outline constellations. Draw curving dotted lines from spaceport to spaceport.
3. Glue the foam meat trays together (the one with the holes on top).
4. The player holds the game board and tries to roll a marble from spaceport to spaceport and avoid the terrible Black Hole. Score one point for each successful trip between spaceports.

**Musical Backs**

*Santa Clara County Council*

This game is a lot like musical chairs. Kids roam around the room and when the music stops (or when the whistle is blown, etc.), everyone quickly finds another person and stands back-to-back. When there are an odd number of people on the floor, someone will not have a partner and will be eliminated. When there is an even number of people playing, a chair is placed on the floor, and anyone may sit in it and be safe. Naturally, every other time the chair will need to be removed. Everyone must keep moving and players may not pair off with the same person twice in a row. The last person remaining wins.

**LAUNCHING PAD**

*Sam Houston Area Council*

A number of pieces of newspaper are scattered around the room, (as many as there are Cub Scouts to play). A cassette player or radio is used for music. When the music starts, Cub Scouts march around the room single file to the right. When the music stops, each Cub Scout must find a "launching pad" to stand on. (During the music, the leader removes one sheet of newspaper; so one player will be without a "launching pad"). The Cub Scout who cannot find a "launching pad" when the music stops is eliminated. Action is repeated until one Cub Scout remains.

**MOON WALK RELAY**

*Sam Houston Area Council*

Line up the Cubs in two teams for the relay race. Give each Cub a balloon. When the race starts: Blow up the balloon and tie, place between knees and race to designated spot, turn around without breaking the balloon or touching with hands. Continue until all Cubs return to starting position.

**SPACE PILOT RELAY**

Make a flying saucer for each den by stapling together two paper plates. Each den is also given a target made from a cardboard carton with a hole about three feet in diameter. The den lines up in single file about 15 feet from the target. Each Cub in turn sails the saucer through the target. If he misses, he must retrieve the saucer and run back to the blast-off line before firing again.

**MOON TREASURE**

*Sam Houston Area Council*

Hide unshelled peanuts around the meeting room and tell the boys that there is moon treasure hidden. Give them a time limit and a signal. On "go" each begins to hunt "moon treasure."

**FLYING SAUCERS**

*Circle Ten Council*

See who can sail the most cardboard discs, one at a time, into a box 6 or 7 feet away

**ORBITING THE MOON**

*Circle Ten Council*

This is a race for the entire family! Each den's families make up a mission to the moon. The moon is a marker about 30' from the starting line. A small Cub Scout is the "nose cone". Two other children are the first and second stage of the rocket. On signal, parents pick up the nose cone and the two rocket stages and begin carrying them toward the moon. Halfway there, one of the stages is put down and joins the run. At the moon, the second stage is put down and also joins the runs. The race ends when all family members are back at the start and the nose cone is set down gently on a chair.

**ROUND THE MOON**

*Circle Ten Council*

All the Dens line up at the end of the room. Each Cub places his hands on the waist of the Cub in front so the Dens form a 'rocket'. A chair is placed at the far end of the room opposite each Den; these are the 'moons'. On 'Go', the Dens run the length of the room, around their 'moon' and back into orbit. As they pass base, the 'rockets' drop a section each time and the Cubs sit down there one by one, until finally the 'nose cone' - the first in line 'returns home'. The first team to be sitting down is the winner.

**ALIEN EGG**

*Circle Ten Council*

Divide the boys into pairs. Tell them that you have been given an alien egg (a ball about volleyball size wrapped in aluminum foil). The egg cannot be moved from place to place unless it is carried between the heads of two people. The egg is unique in this way because it must be in contact with human brain waves while it is in motion or the baby alien inside might get upset, break open the egg, and eat the floor. The object is for each pair to crawl sideways to the end of the playing area and back. They must then exchange the egg with the next pair in line without using their hands.

**MOON RACE WALK**

*Circle Ten Council*

**Materials:** Really, really, really big gum boots or galoshes.

Divide the boys into two teams. Have them take off their shoes and stand in two lines. Place the huge boots at the starting line and have the boys put on the "moon boots" race down to a turn-around point and return to give the boots to the next in line. Continue until all boys have finished.

**SPACE CHARADES**

*Circle Ten Council*

Play a game of charades using space-related words and phrases like these -:

Blast off	Shuttle Pilot	Countdown
Moon Rock	Space Station	Orbit
Launch Pad	Lunar Lander	

## SONGS

### The Grand Old Captain Kirk

*Heart of America Council*

Tune: The Grand Old Duke of York

*This is an action song.*

*When you sing UP everyone stands.*

*When you sing DOWN everyone sits down.*

*When you sing HALFWAY UP gets in a squatting position.*

*Repeat the song several times getting faster each time.*

*This can also be done in a round.*

The grand old captain Kirk,  
He had ten thousand druids  
He beamed them up the ship  
Then he beamed them down again.  
And when they were up, they were up  
And when they were down, they were down,  
And when they were only halfway up  
They were neither up or down.

The grand ole captain Kirk,  
He had five thousand quarks  
He beamed them up for fun  
Then he beamed them down again.  
And when they were up, they were hot,  
And when they were down, they were cold,  
And when they were only halfway up  
They were neither hot nor cold.

**Song leader ends by saying – “HA! For those who followed instructions sit down!” or something similar. Don't print this line. CD**

### STAR WARS

*Sam Houston Area Council*

Tune: Are you Sleeping

R - two D -two, R - two D - two,  
C-three-P-O, C-three-P-O.  
O - bee wan ka no be, O - bee wan ka no be  
Hans so lo, Hans so lo.

### CUB IN OUTER SPACE

*Sam Houston Area Council*

Tune: Twinkle, Twinkle Little Star

Twinkle, twinkle little stars,  
How I wished I lived on Mars.  
It's the planet that's all red,  
I would never go to bed.  
Martian kids would be my friends.  
I would set new Cub Scout trends.  
When the Cubs would want to race,  
We'd fly out to outer space.  
Take a rocket to the moon,  
Or blast off to Neptune.  
And when we got all worn out,

We could all just float about.

Twinkle, twinkle little stars,  
We would fly fast space cars.  
Living out in space is neat.  
Think of aliens we could meet.  
How I wish I lived up there,  
Breathing only bottled air.

### THE NOBLE CAPTAIN KIRK

*Sam Houston Area Council*

Tune: Farmer in the Dell

The noble Captain Kirk,  
He had four hundred men.  
He beamed them up to the Enterprise,  
And beamed down again.  
And when they're up, they're up,  
And when they're down, they're down.  
And when they're only halfway up,  
They're nowhere to be found.

### PLANETS AROUND THE SUN

*Sam Houston Area Council*

Tune: The Ants Go Marching

The planets revolve around the sun, hurrah; hurrah  
The planets revolve around the sun, hurrah; hurrah  
The planets revolve around the sun  
And spin on their axis every one,  
And they all go spinning, around and around, they go.  
Mercury, Venus, Earth, and Mars, hurrah; hurrah  
Mercury, Venus, Earth, and Mars, hurrah; hurrah  
Mercury, Venus, Earth, and Mars  
Are whirling and twirling around the sun  
And they all go spinning, around and around, they go.  
Jupiter, Saturn are next in line, hurrah; hurrah  
Jupiter, Saturn are next in line, hurrah; hurrah  
Jupiter, Saturn are next in line.  
Uranus, Neptune, and Pluto make nine  
And they all go spinning, around and around, they go.

### STARS AND PLANETS

*Circle Ten Council*

Tune: Frere Jaques

*If you want, sing as a round.*

Stars and Planets, Stars and planets,  
Comets too, Comets too!  
Meteor shower, meteor shower,  
Zoom zoom zoom, zoom zoom zoom

### ASTRONAUT SONG

*Circle Ten Council*

Tune: If You're Happy and You Know It

Outer space is where I really like to go.  
I ride inside a spaceship, don't you know.  
I like to travel near the stars  
Wave to Jupiter and Mars  
Outer space is where I really like to go.

### Space

*Heart of America Council*

Tune: Clementine

On the launch pad, on the launch pad,

We can see for miles around.  
In a second we have lift-off  
With our ship high off the ground.

Into space now, into space now  
Heading for the great unknown.  
Shooting stars with tails a blazing.  
This could be the twilight zone.

Total darkness now surrounds us  
And our bodies have no weight.  
Oh my goodness! There's my napkin,  
Cup and saucer and my plate.

There's the moon now right before us  
Glowing silvery and gray.  
How I long to take a picture  
But my camera floats away.  
Moving onward through the darkness  
Where the stars so brightly shine.  
I'm amazed at what's before us.  
So ! continue down the line.

**SPACE DERBY SONG**

*Bay Area Council via Circle Ten Council*  
Tune: Camptown Races

Cub Scouts all join in the song,  
Doo-dah, doo-dah!  
Spaceship wire is mighty long.  
Oh, doo-dah day!

**CHORUS:**

Going to fly so fast,  
Going to get ahead.  
Bet my money on a blue spaceship,  
Somebody bet on the red.  
Spaceships - red, blue, green, and gray,  
Doo-dah, doo-dah!  
Running on the wire today.  
Oh, doo-dah day!

**CHORUS**

They're the pride of all the lads,  
Doo-dah, doo-dah!  
Built by Cub Scouts, Moms and Dads.  
Oh, doo-dah day!

**CHORUS**

**The Cub Scout Pack**  
*Heart of America Council*  
Tune: You're a Grand Old Flag

We're a Cub Scout pack;  
We're a high-flying pack;  
Down the trail of Akela we go.  
Bobcat. Wolf and Bear and Webelos,  
As into good Boy Scouts we grow.  
Every Cub is true  
To the gold and the blue,  
And he never forgets the fact  
That all the fun a boy could want  
He can find in our Cub Scout Pack.

**The SPAM Song**

*Santa Clara County Council*

99 pieces of spam in your mail,  
99 pieces of spam!  
Delete them all  
*And whaddayaknow?*  
99 pieces of spam in your mail.

*(Repeat as many as time as you want)*

**CUB GRUB**

**Out-of-this-World Smoothies**  
*Santa Clara County Council*

**Ingredients:**

- 2 medium ripe bananas
- 1 8-oz can crushed pineapple, drained
- 1½ cups milk
- ½ cup fresh or frozen unsweetened sliced strawberries
- 2 T honey
- 5 ice cubes
- Whipped topping, chocolate syrup and maraschino cherries

In a blender, combine the first 5 ingredients; cover and process until smooth. Gradually add ice, blending until slushy. Pour into chilled glasses. Garnish with whipped topping, chocolate syrup and cherries.

Yield: 4 servings.

**Flying Saucer Candies**

*Santa Clara County Council*

**Ingredients, Supplies:**

- ½ cup honey
- ½ cup crunchy peanut butter
- ½ cup dry milk
- Waxed paper

In a small bowl, mix honey and peanut butter. Stir in dry milk, a few spoonfuls at a time, until blended. Divide dough into four parts and roll out each into a snake-like shape. Wrap each "snake" in waxed paper and place in refrigerator for one hour. Remove from refrigerator and slice each into candy-size pieces.

**MOON ROCKS**

*Circle Ten Council*

- Makes:** 2 dozen
- Prep Time:** 20 minutes
- Cook Time:** 20 minutes
- Ready in:** 40 minutes

**Ingredients**

- 1 cup semisweet chocolate chips
- 2 cups all-purpose flour
- 1 ½ teaspoons baking soda
- ½ teaspoon salt
- ½ cup butter, softened
- 1 ½ cups packed light brown sugar
- 3 eggs
- 1 teaspoon vanilla extract
- 1 cup water
- 2 cups miniature marshmallows

**Directions**

- Preheat oven to 350 degrees F (175 degrees C).
- Melt chocolate in the top of a double boiler. Let cool.
- In a mixing bowl, combine flour, baking soda and salt.
- In a separate bowl, cream butter and sugar together.
- Blend eggs into the butter mixture one at a time.
- Stir in vanilla, flour mixture, water and chocolate into the butter and eggs; beat well.
- Stir in marshmallows.
- Fill paper-lined cupcake pans half full.
- Bake in a preheated 350 degrees F (175 degrees C) oven for 20 minutes.
- Cool on a wire rack before serving.

**ASTEROIDS**

*Circle Ten Council*

For safety, Den Leader or Parent volunteers should help

**Ingredients:**

Potatoes -- Enough to make 4 to 8 cups of mashed potatoes. *You can use frozen mashed potatoes. Or you can use fresh mashed potatoes (takes about 5 pounds to make 6 cups of mashed potatoes). Or you can use instant mashed potatoes. (Just don't make them too soft.)*

1 cup grated cheddar (or other kind) cheese  
*Note about the cheese: The cheese will make the asteroids more delicious, but when it melts, the asteroids might go flat. If you want more realistic asteroids that don't taste quite as interesting, leave out the cheese.*

1/4 cup (1/2 stick) of butter or margarine  
 Salt and pepper, as you like it  
 Extra butter or margarine to grease the cookie sheet and, if you like, to melt over the hot asteroids before you eat them.

**Utensils:**

Something to make the mashed potatoes –  
*Depending on how you make your mashed potatoes, you might need a pot and a potato masher or electric mixer*  
 Mixing bowl and spoon  
 Oven mitt or pot holders  
 Cookie sheet

**Directions:**

- Turn on your oven to 375° Fahrenheit (190 Celsius).
- Take a little slice of the butter or margarine and rub it evenly on the cookie sheet so the asteroids won't stick. (You might want to use a paper towel for this so your fingers don't get all messy--yet!)
- Make the mashed potatoes. Make a lot (8 cups) or a little (4 cups).
- Add the cheese (if you want), butter, salt and pepper to the potatoes and mix well. The mixture should stick together. If it's too dry, add a little milk. If it's too moist, add a little flour (start with 2 tablespoons).
- Take a handful of potatoes (about 1/2 cup or more) and shape it into your own idea of an interesting asteroid shape. Use your fingers to poke dents in it for craters.
- Set the asteroid on the greased cookie sheet.

- Use all the potatoes to make asteroids. (If you have lots of asteroids, you may need another cookie sheet. Or bake the first ones, then regrease the cookie sheet and make some more.)
- Put the cookie sheet full of asteroids in the hot oven for about 20 to 25 minutes, or until they are brown.
- Using the hot pads or oven mitt, remove the cookie sheet from the oven, and using the large spoon, transfer the asteroids to a serving plate.

**STUNTS AND APPLAUSES**

**CHEERS**

*Mt. Diablo Silverado Area Council*

**Baden Powell Applause:** Stand very erectly with your hands clasped together behind your back in parade rest position. Look left to right, right to left, smile slightly, and then nod head as if saying "Yes".

**Good Job Cheer:** Divide the room in half. As you point to one side, they say "Good". When you point to the other half of the audience, they say "Job". Vary the speed and the direction you point. Aim for volume.

*York Adams Council*

**Applause And Cheer:** When leader holds up the right hand, everyone cheers; holds up the left hand everyone claps; both, both!

**Cheerleader Cheer:**

<b>Leader:</b> Give me a "B"	<b>Cubs:</b> "B"
<b>Leader:</b> Give me an "L"	<b>Cubs:</b> "L"
<b>Leader:</b> Give me a "B"	<b>Cubs:</b> "B"
<b>Leader:</b> Give me an "L"	<b>Cubs:</b> "L"
<b>Leader:</b> Give me a "B"	<b>Cubs:</b> "B"
<b>Leader:</b> Give me an "L"	<b>Cubs:</b> "L"
<b>Leader:</b> Give me a "B"	<b>Cubs:</b> "B"
<b>Leader:</b> Give me an "L"	<b>Cubs:</b> "L"
<b>Leader:</b> "Put 'em all together and what do you have?"	
<b>Cubs:</b> Put index finger between lips and say "Bl-bl-bl-bl!"	

*Heart of America Council*

**Wolf Applause** - Give a Wolf howl four times, each time turning one quarter of a turn, to make one full turn.

**Bear Applause** - Growl like a bear and turn W turn each time. Make four growls and two complete turns.

**Pack Yell** - Clap your hands!! (Clap hands five times) Stomp your feet! (Stomp feet five times) Pack \_\_\_\_\_ can't be beat!!!

**Cubby Applause** - Yell "What's the best den?" and have all the other dens yell back the winning den number.

*Sam Houston Area Council*

**ROCKET SHIP APPLAUSE:** Act as if lighting the fuse of a rocket (make hissing sound), raise arms as a rocket taking off (make "whooooosh" sound), make popping sound, then while moving hands in circle above head, go BOOM.

**BLAST-OFF APPLAUSE:** Count backwards from 5 to 1. Bend knees a little more on each count until you are in a squatting position. Then say "BLAST-OFF" and jump up.

**UFO CHEER:** Hold index fingers to forehead and shout "TAKE ME TO YOUR LEADER."

*Circle Ten Council*

**SATELLITE APPLAUSE** - Move right hand in a circle over head, opening and closing fist while saying in a high falsetto voice, "Gleep-Gleep, Gleep-Gleep

**BLAST OFF CHEER**

*Circle Ten Council*

We're blasting off into space!  
While we spread goodwill  
We'll leave no trace  
We'll do our best  
Right down to the wire  
Helping our pack soar higher and higher!  
(Everyone makes a rocket sound.)

**RIDDLES**

*Sam Houston Area Council*

Did you hear about the astronaut who stepped on chewing gum?  
*He got stuck in orbit!*

How did the astronaut serve dinner in outer space?  
*On flying saucers!*

Where do astronauts leave their spaceships?  
*At parking meteors!*

*Santa Clara County Council*

How does a man on the moon get his hair cut?  
*Eclipse it.*

What did the alien say to the gas pump?  
*Take your fingers out of your ears and listen to me!*

What goes up and never comes down?  
*Your age.*

*Circle Ten Council*

What did Neptune say to Saturn?  
*Give me a ring sometime!*

What kind of ticks do you find on the moon?  
*Luna-ticks!*

**RUN ONS**

*Heart of America Council*

***These are truly classics!! CD***

Cub 1: How come you didn't wait to see the second act of the play?

Cub 2: Didn't have time. The program said it took place a year later.

Cub 1: What's the date today?

Cub 2: I don't know."

Cub 1: Look at the newspaper

Cub 2: That's no use. That's yesterday's paper.

Cub 1: (running on stage): They're after me

Cub 2: Who's after you?

Cub 1: The squirrels! They think I'm nuts.

Cub 1: (enters dragging a rope)

Cub 2: Why are you dragging the rope?

Cub 1: Have you ever tried pushing one?

**Mir Formality**

*Baltimore Area Council*

After intensive investigations on both Soviet and US parts, both space agencies have determined the cause for the accident which has placed the station and its resident personnel in jeopardy. In terse statements at a recent press conference, Soviet and US space agencies spokespersons said Thursday, "We have concluded joint investigations concerning this potentially tragic accident and each nation's team, separately, has arrived at identical conclusions for this incident. One thing and one thing only caused the accident only... OBJECTS IN MIR ARE CLOSER THAN THEY APPEAR."

**STUNTS**

*Santa Clara County Council*

A person comes on stage, looking up at the sky. Each following person comes in, looks at the first person, then looks up at the sky and continues looking. They continue this for a while, until the last person asks the one ahead of him what he's looking at. He doesn't know, and asks the one ahead of him and so up so the first one, who says, "I'm not looking at anything. I have a stiff neck."

**SKITS**

**Future Careers**

*Heart of America Council*

**Personnel:** 8 Cubs

**Equipment:** A large box, decorated on the front with knobs and dials, that Cubs can step into and out of.

**Cub 1:** Ladies and Gentlemen, this is the Fantastic, Terrific Magic Future machine. By entering this machine you will know your future career.

**Cub 2:** Let me try it first!!

**Cub 1:** OK, enter the chamber (he turns dials on the front). Come out and reveal your future.

**Cub 2:** Wow, I'm going to be a truck driver. 10-4 Good Buddy. (Cub 3 Enters)

**Cub 1:** Enter the chamber (he turns dials on the front). Come out and reveal your future.

**Cub 3:** Hey I'm going to be a Chef... dinner anyone? (Cub 4 Enters)

**Cub 1:** Enter the chamber (he turns dials on the front). Come out and reveal your future.

**Cub 4:** I'm going to be a doctor, want a shot? (Cub 5 Enters)

**Cub 1:** Enter the chamber (he turns dials on the front). Come out and reveal your future.

**Cub 5:** A lawyer, I'm going to be a lawyer, I'll sue for one million dollars!! (Cub 6 Enters)

**Cub 1:** Enter the chamber (he turns dials on the front). Come out and reveal your future.

**Cub 6:** Yea, yea, yea! I'm going to be a rock star, where's my guitar? (Cub 7 Enters)

**Cub 1:** Enter the chamber (he turns dials on the front). Come out and reveal your future

**Cub 7:** An Astronaut! Look out Mars!

**Cub 8:** I'm not sure about this, but here goes.  
**Cub 1:** This way (Turns the dials)  
**Cub 8:** (Enters, screams then exits) No! No!  
**Cub 1:** What's the matter, what will you be?  
**Cub 8:** NO! I'll be a (Pause for effect) Cubmaster!!! (Run off stage with arms flying.)

**HIKING ON VENUS**

*Sam Houston Area Council*

**Arrangements:** A den leader with a den of Cub Scouts. A bundle rolled up to resemble a tent. Leader leads Cub Scouts onto stage, turns around and stops. Boys carrying the bundle place it near the front of the stage. Other boys sit down on the stage.

**LEADER:** Wow, hiking on Venus sure is hard work. Let's camp here. (*Points to front of stage*). Boys, you need to stay away from the edge of that cliff. There's a 10,000-foot drop if you fall over the edge, and the nearest hospital is 50 million miles away. (Looks around, puzzled). Who has the pack with the food? Bring is over here.

**1<sup>st</sup> CUB:** It was too heavy for me to carry. I left it back on Earth.

**LEADER:** Earth??? So now we have no food. Who has the water?

**2<sup>nd</sup> CUB:** I DID have it.

**LEADER:** Where is it now?

**2<sup>nd</sup> CUB:** It's back on Earth, too.

**LEADER:** No food and no water! Well, at least we can have a campfire. Who brought the matches?

**3<sup>rd</sup> CUB:** I forgot them back on the spaceship.

**LEADER:** No, food, no water, and no matches. I'm almost afraid to ask, but who was supposed to bring the tent?

**4<sup>th</sup> & 5<sup>th</sup> CUB:** We brought it! It's right there.

**LEADER:** Well, at least someone brought something. Okay, pitch the tent.

**4<sup>th</sup> & 5<sup>th</sup> CUB:** But, but, but...

**LEADER:** I said pitch the tent.

**Cubs 4 & 5 look at each other, shrug, pick up the tent, pitch it off the cliff (front of the stage), then look over the edge.**

**SCIENCE CLASS IS LOOKING UP**

*Circle Ten Council*

**Setting:** Teacher and students enter classroom. Bell rings.

**Teacher:** Class, today we will begin our study of astronomy.

**Student 1:** (*Loud whisper to Student 2*) What's that?

**Student 2:** It's way over your head.

**Teacher:** Attention please, students. As I told you, we're going to take up a new topic - space.

**Student 1:** (*Loud whisper to Student 3*) Did you hear that? He said we are going to take up space!

**Student 3:** That's all you ever do --- take up space!

**Teacher:** What is at the center of gravity?

**Student 2:** The letter "v".

**Teacher:** Of all the planets, which one can we see most easily any time of year?

**Student 1:** Earth!!

**Teacher:** What will happen when the sun shines at night?

**Student 3:** That'll be the *day!*

**Teacher:** Did you students know that they found bones on the moon?

**Student 1:** Wow! I guess that means the cow didn't make it after all!

**Teacher:** And speaking of the moon, I suppose we could call the Earth and the moon good friends.

**Student 2:** I should say so! They've been going around together for an awfully long time!

**Teacher:** Can someone please tell me which is closer to us, South America or the moon?

**Student 3:** The moon, of course.

**Teacher:** How could you say that?

**Student 3:** That's easy. I can see the moon from here, but I sure can't see South America.

**Teacher:** By the way, do you know if there are any fish in outer space?

**Student 1:** Sure! They call them starfish!

**Teacher:** Who knows what a star with a tail is called? Can you name any of them?

**Student 2:** Yeah. Haley's Comet, Mickey Mouse, and Lassie.

**Teacher:** That's all for today, class. Don't forget our field trip tomorrow night. We're going to the planetarium, where the telescope is, to see an all star show

**LIFE ON OTHER PLANETS**

*Circle Ten Council*

**Setting:** Boys come out representing each planet.

**Mercury:** (*Jumping around*) You'd really get a hot foot if you lived on me. The temperature is 950 on Mercury.

**Venus:** (*Moving hands as if parting fog*) You might think that Venus is lovely as can be. But with these 200 mile thick clouds it is sure hard to see.

**Mars:** (*Dressed in red*) From its canals to polar caps Mars is hard to understand. I'm frozen ice and barren rocks, but I do the best I can.

**Jupiter:** (*Strolling with hands behind back*) If you like to walk in the moonlight, you'd love to live on me because I have not just one moon but thirteen for you to see.

**Saturn:** (Wearing a lab coat, a la Carl Sagan) I'm not just a 3-ring circus as people thought me to be. For Saturn has billions and billions of bands that you can see for free.

**Neptune:** (*Wearing a lab coat and shivering*) I'm named for King Neptune who lives in the depths of the sea. But old King Neptune would be a frozen fish if he were to live on me.

**Uranus:** (*Wearing big boots and picking up feet with difficulty trying to walk.*) I'm so much bigger than the Earth that walking would not be fun. Each step would just exhaust you. On Uranus you'd weigh a ton.



**Pluto:** *(Smallest Cub with thumbs stuck under suspenders)* I may be last. I may be least. I'm even harder to find. But as long as you remember I'm Pluto, I guess I really don't mind.

**Earth:** You've heard from all my neighbors and what they have to give. Now aren't you glad that it's on Earth that you decided to live?

**The Good Turn**

*York Adams Council*

This really good skit was written by one of YAAC's own Cubmasters and was performed before a live audience at the 1998 Annual Mason-Dixon District Adult Recognition Dinner. It makes for a really good, impressive presentation.

You may want to do this in the fall to acquaint your new boys and parents with the story of Scouting or save it for the Blue and Gold.

**Set Up:** This is a one-man narrative about the birth of the BSA by Mark Anderson, Cubmaster, Pack 180. Dress as a lifelong scout, i.e. campaign hat, knee high socks, shorts, walking staff, etc.)

Most of you don't know me, but you've all heard stories about me. Tonight I want to talk to you about a chance meeting that took place about 90 years ago. The place was London, England. The year was 1909. It was a typical day in London. The fog lay dense in the streets, as thick as pea soup. I was just a young lad at the time, having just celebrated my 13th birthday.

I was on my way to a Scout meeting when I happened upon a young American man who appeared lost. I approached the man and asked if I could be of some assistance since the streets of London can be quite confusing in the fog. "You certainly can", the man said, "for I am looking for the shipping offices of Kratchet and Crane in the center of the city." I told the man that I would gladly take him to his destination.

On the way to the shipping offices, the man introduced himself as William D. Boyce, an entrepreneur of sorts, looking for new opportunities in England. After we arrived at his destination, Mr. Boyce reached into his pocket and offered me tuppence for my assistance.

(Reach into pocket and pull out several coins)

"No thank you, sir!" I replied. "For you see, I am a Scout and will not take anything for helping."

"A Scout? And what might that be?" asked Mr. Boyce.

I explained to him about Scouting and the movement started by Lord Robert Baden-Powell. Mr. Boyce grew excited as I told him what it meant to "do my duty" and asked me to wait for him to finish his business.

After he had finished, I escorted Mr. Boyce to meet with Lord Baden Powell. As he learned more about the Scouting program, Mr. Boyce decided to take Scouting with him back to the colonies.

Little did I realize what one, small good turn would do to the face of history. That one good turn started the largest youth organization in the world today.

I understand that because of that chance meeting, millions of American boys had the opportunity to become Scouts. Years later, Mr. Boyce and the Boy Scouts of America tried to locate me to thank me. I didn't want to be recognized, since I hadn't done anything that any one of my fellow Scouts would have done.

Unable to locate me, the B.S.A. dedicated a statue of the American Buffalo in my honour in Gilwell Park, England, the birthplace of Scouting. But, the statue shouldn't be for me, but for all the Scouts who strive to "do a good turn daily."

Good night and God bless!

**CLOSING CEREMONIES**

**Baden-Powell Had A Vision**

*York Adams Council*

The following closing could be done by a Den of boys standing up front and reciting together the first eight lines or have one of them as narrator, take a few steps forward and say:

Baden Powell had a vision,  
That he made come true,  
So now we can enjoy Scouting,  
And have fun while we do.  
While he wasn't an American,  
He's become famous to us,  
Earning though America,  
Our admiration and trust.

*Now have an adult leader dressed as Baden Powell come out from behind curtains or door or somewhere, and face the audience, and says:*

Now may the Spirit of Scouting,  
Be with both young and old.  
As you remember again,  
The meaning of Blue and Gold.  
May you strive for truth and spirituality,  
In the warm sunlight under the sky above,  
As you bring good cheer and happiness  
With steadfast loyalty brought through love.

Good Night and Happy Scouting!!

**Day's End**

*Heart of America Council*

**Personnel:** Eight Cub Scouts using actions as described at the end of each line

- Cub # 1:** Often when the day is done and in my bed I lay. (Put palms of hand together, place hand on check and tilt head to side as if asleep)
- Cub # 2:** I ask myself a question, did I do my best today? air with a pointed finger)
- Cub # 3:** Did I wear a cheery smile as I went (Big smile) on my way?
- Cub # 4:** Or a frown that hurt a friend along (Big frown) the way.
- Cub # 5:** Did I help a dear one that depended on me today?(With palm up make a gesture extending to the audience)

- Cub # 6:** OR was I much too busy going my own selfish way? (Use both hands as if to brush it away with fingers up)
- Cub # 7:** Tomorrow I will remember to be helpful and obey (Put palms together as if in a prayer)
- Cub # 8:** Then, I can with honesty say, I did my best today! (Give the Cub Scout Salute)

**Thank You Closing**  
*Heart of America Council*

- Personnel:** 5 Cubs
- Cub # 1:** Thank You (hold up cards with these words on them).
- Cub # 2:** Two simple words. Two important words that tell someone else that you are appreciative, courteous and thoughtful.
- Cub # 3:** We do many good turns for others O but do we always take time to thank others for a good turn done for us?
- Cub # 4:** Let's all remember that a sincere "thank you" is your way of expressing gratitude for a good turn received.
- Cub # 5:** Remember to say "thank you."

**Scout Spirit**

*Heart of America Council*

- Personnel:** Den Leader and Den of Cubs
- Equipment:** One large candle, and a small candle for each Cub.
- Setting:** Lights are turned out as the leader lights the large candle.

*All Cubs pass by, lighting their candle from the large one (keep the large one straight up) and form a circle.*

**Den Leader:** This is the spirit of Scouting burning brightly here tonight. As each of you took light from this spirit, the light became brighter all around. Now, let's all take the Scouting spirit home with us and pass it on to as many people as there are stars in the sky.

**HOMEWARD BOUND**

*Sam Houston Area Council*

- Equipment:** One or two Spaceships cut from large cardboard boxes.
- Arrangement:** All den members except flag bearers hold Spaceship. Cubmaster asks the question to Cub Scouts. Each Cub Scout gives different answer to the question.
- CUBMASTER:** Why are you homeward bound?
- Cub # 1:** Freedom to think, and to say out loud what I think.
- Cub # 2:** Freedom to worship as I please.
- Cub # 3:** Freedom to move about.
- Cub # 4:** Freedom to try, and freedom to fail.
- Cub # 5:** Freedom to stand up straight and look the world in the eye.
- Cub # 6:** Freedom from want, and freed from fear.
- CUBMASTER:** Will Pack \_\_\_\_ please rise and sing America, as we are always welcomed home.

*(Cub den retires the flag)*

**THE SKY IS THE LIMIT**

*Circle Ten Council*

*Sam Houston area Council had this as a Cubmaster's Minute with the Cubmaster saying all three parts. As a Cubmaster, I like this idea of breaking it up and involving more people. I am tired by the end of a pack show. CD*

**Den Leader:** Cub Scouts, it wasn't long ago that we heard some people say. "The sky is the limit." That meant that a man could make anything of himself he wanted...at least, on the earth. Well, that limit is off now. There us almost no limit to what you can aspire to do, either on earth or in space. Our astronauts showed us that.

**Committee Chairmen:** Colonel "Buzz" Aldrin, the second man to walk on the moon, was a member of Troop 12 in Montclair, New Jersey. He once Said that a group of Scouters, 'Set your goals high and settle for nothing less than accomplishment. Don't settle for mediocrity."

**Cubmaster:** How well you perform will depend on how you accept the new challenge, which says, " The sky is NOT the limit." A Cub Scout who does his best in everything he undertakes now is preparing himself for that new challenge. If you want to aim for the stars, you must remember that you are building your launch pad right now, by your willingness and initiative in every task you tackle...at home, at church, in school and in Scouting.

**STAR WARS CLOSING**

*Circle Ten Council*

**Preparation:** Cub Scouts have large cards spelling out STAR WARS with their parts in large print on the back. As each one steps forward, he holds up his card and says his line:

- Cub # 1:** **S** stands for seek. Seek the mysteries of the future.
- Cub # 2:** **T** stands for Top. Top the obstacles of youth.
- Cub # 3:** **A** stands for Advance. Advance in the Cub Scouting program.
- Cub # 4:** **R** stands for Reap. Reap the fruits of your labors.
- Cub # 5:** **W** stands for Watch. Watch for imperfections.
- Cub # 6:** **A** stands for Attack. Attack you shortcomings.
- Cub # 7:** **R** stands for Reach. Reach for the sky.
- Cub # 8:** **S** stands for Shoot. Shoot for the stars.
- All:** And may the force be with you, all the days of your lives

**Cubmaster's Minute**

**Memories From The Past**

*Baltimore Area Council*

- Personnel:** Narrator, adult, and Cub Scout
- Set Up:** Narrator's voice can be heard but narrator is not visible. This takes place at a Cub Scout home more than 25 years ago. Cub Scout is standing in front of a mirror trying to tie a necktie as he follows instructions in Wolf Book.
- Narrator:** When I went to buy our son's first Cub Scout uniform, I vividly recalled a moment from my days as a Cub Scout. One badge required learning to tie a necktie. The Cub Scout book had step-by-step pictures, but I couldn't make sense of them. I stood in front of the mirror, my 8-year-old

hands tumbling with the mechanics of tying a necktie, to no avail.

***Adult comes forward and helps Cub Scout tie necktie.***

Finally, my dad stepped up behind me, put his arms over my shoulders, placed his hands on my hands, and with great patience, guided me through the over-and-under and up-and-through motions of tying a tie.

My father isn't with us anymore, but whenever I stand in front of a mirror and tie my necktie, I see his face in the mirror.

I don't know whether Cub Scouts still have to tie a necktie. But I do know that fathers still yearn for opportunities to stand behind their growing sons, place their arms over their shoulders, and with their hands on their sons' hands, guide them on the way to manhood.

**ASTRONAUT CLOSING**

*Sam Houston Area Council*

Many a Scout I'm sure has dreams of becoming an astronaut. Most of our present astronauts were Scouts when they were young. The training this program gives has praises to be sung. Just as the men in space exploration tackle their jobs with a courageous, firm hand. We should tackle our earthbound problems to make this a better land. As we preserve our environment by increasing our knowledge each day, using courage and imagination, in Scouting - Astronaut way.

**LIFE ON OTHER PLANETS**

*Circle Ten Council*

**Setting:** Form the pack in a large circle.

**CUBMASTER:** We've had lots of fun this month imagining what life may be like on other planets. We've looked into the night sky and enjoyed its beauty. Some of you may have learned too, that the North Star, Polaris, is fixed overhead and that it is used by space travelers and ship captains to find their position. In Cub Scouting we have our own North Star, the Cub Scout Promise. Like the North Star, the Promise is a guide for people on earth. If we follow the Promise, we can be pretty sure that we will be good men. Please join me now in repeating the Cub Scout Promise. (Make the Cub Scout sign and lead promise).

**WEBELOS**

*Baltimore Area Council*

Although Webelos Scouts are still part of Cub Scouting, with the same purposes, it is a transitional program. It is moving the boys from a family based program in which the parents approve [work. to](#) a unit leader led program where the Webelos Den leader must approve advancement. It is a transition from the simpler Cub Scouting program and ideals to the more challenging program of Boy Scouting and the more complex ideals of the Scout Oath and Law

**Webelos Den Leaders have two objectives:**

- ✓ Provide every Webelos Scout the opportunity to earn his Arrow of Light
- ✓ Successfully lead the boys to a positive Boy Scouting experience

Keep in mind that you do not have to do it all yourself. There are plenty of Scouters who are willing to help. In addition, there is a wealth of community resources, publications and teaching aides to help you succeed despite your limited time and lack of background in some areas. Using these people and materials will not only enrich the program for the boys, but increase your enjoyment of it as well.

**Understanding Webelos Scouts**

As a Webelos leader, this may be your first exposure to dealing with several boys in this age group. You may feel intimidated or even frightened. If you are in either of these groups you are not alone. Many new leaders feel the same way. As nine and ten year olds, a group of boys can be a challenge, but they are also a lot of fun. The Webelos program allows boys of this age group to stretch themselves, be challenged and have fun.

Nine year old boys are very inquisitive by nature and want to be challenged. The program you provide should fill their needs, yet not be so difficult as to discourage them.

Exposure to skills does not necessarily mean mastery of skills, just a challenge, a learning experience and fun. Some boys this age have a terrible time with skills. The desire is there, but ability may not be. Remember, any real effort on their part is the challenge and even the reward. At this age a boy needs a compliment for a job done to the best of his ability.

At nine. boys can be unpredictable. One week they love the current activity. The next week the same activity bores them. The key is to keep them busy, and to keep all the boys involved. Have the bored boy show the others or you how he is doing his project or skill. Two-deep leadership is an important factor here. Two adults helping and guiding works well.

The ten year old is generally more mature than he was in his first year in your Den. His self-control is greater. His willingness and ability to lead is better. His strength and self-confidence are higher. The poking, teasing and silliness generally decreases. The unit becomes stronger as a result. As this happens you as their leader should hand over more of the Den responsibilities to the boys. 'Faking roll, collecting dues, deciding which activity pins to work on, Den activities planning, etc. that may have been done with you in their first year should now become the responsibility of the boys.

As you reflect back on the Webelos years, you will find that the boys have undergone a change much greater than you ever imagined possible.

**Training Available**

Webelos Den leaders and assistants should complete their district's New Leader Essentials, if they haven't already taken it, and the Leader Specific Training for Webelos Leaders. An outdoor skills training, sometimes known as WLOT or OWL training, would also be helpful. They should also attend their district's monthly Roundtables and Council Pow Wow. By participating in these activities you as a leader will be better prepared to offer a quality program to the boys.

Fifth grade Webelos leaders and assistants are encouraged to attend the Boy Scout Leader Training before they start the second year. In this way, the leaders will better understand the Boy Scout program and will be able to adapt their meeting and activities in the final stages of this transitional program.

**Program Planning**

The Webelos Den does not operate with the recommended monthly themes. Instead, it uses a monthly activity badge focus. Part of each month's activity badge program should include something to do at the Pack meeting. The Webelos Den remains an integral part of the Pack and should have a part in each Pack meeting.

The mission of the Webelos program is to provide activities, which are fun for boys and meet their needs, interests, desires, and contribute to their growth. The goal of the Webelos Den is to hold a boy in the Cub Scout Pack and to graduate him into a troop. That is why the quality of the program is so important.

involve the boys in program planning. They need to learn leadership, and will surprise you with their ideas. Get them involved in setting a code of discipline for the group.

Leadership is learned and developed. You can become an effective Webelos Leader if you will prepare yourself and take the time to learn. Remember to be flexible in your planning. There is a great deal of satisfaction in helping boys along the way to manhood.

**The Two-Year Webelos Program**

The Webelos program is structured as a two-year program for 4th and 5th grade boys (Actually, with the second year Webelos bridging into Boy Scouts in the Spring, it's more of a 18-20 month program). While the two-year program is not optional, the way it is administered can be varied to accommodate the circumstances for each Pack. There will be two main ways of running the program. The first is having separate first and second year Dens. The second is to have a Den with a mixture of first and second year boys.

The activity badges are broken down into recommended 4th and 5th grade levels. Checkout the Cub Scout Program Helps or your Webelos Leader Book to see which badges are recommended for each month of each Webelos year

In general, Dens should work to allow first year boys to concentrate on the Webelos rank and the activity badges necessary to achieve it, while the second year Den should concentrate on the Arrow of Light and moving into Boy Scouting. The Fitness and Citizen activity badges are required for the Webelos rank and Outdoorsman and Readyman are required for Arrow of Light.

**Parent Involvement**

Parent involvement is key to a good program and makes your job as a Webelos Den leader more manageable. Take advantage of the special skills and interests that your parents have. Some parents like to camp, some are good at woodworking, some are familiar with nature, or maybe they are engineers or geologists. All of these are important activities within the Webelos program. Ask a parent for help other than transportation or snacks.

Communication is the key to getting parents involved and keeping them there. Provide them with a monthly calendar. Hold an annual or bi-annual parent meeting. They need to be told how the Webelos program is different from the Cub program and how they can be involved. Give them support and encouragement.

*Remember to use your Resources and KISMIF!*

**COMMUNICATOR  
COMMUNITY GROUP**

*Baltimore Area Council*

Learning to effectively communicate is fun and entertaining through the Communicator activity badge. Webelos will experience varying methods of transmitting information, which will serve them well later in life.

**What Is a Code?**

A code is a way of writing a whole word as a secret word. Many codes are really ciphers. A cipher is a code in which every letter of a word is written in a secret way. The Morse code is a cipher kind of code.

Codes are used all over the world. A telegram or cable is a kind of code that is written in a short way to keep costs down.

Codes are an important way of sending secrets during wartime. Brands marked on cattle and markings on planes and ships are also kinds of codes. Codes usually have two parts. The first part is for making the code. This is known as encoding the message. You need to know how to make your message a secret one.

The second part is called decoding the message. This will tell the person who gets the code how to read and understand the code. Then the person will know exactly what the message means. The more you know about codes, the more fun they are. Many people like secret codes, and so will your Webelos Scouts. Some of the easiest codes use numbers for letters.

**Number Codes**

Draw lines on paper or use lined paper. Print the letter of the alphabet on the paper. Then start with the number one and write the numbers in order below the letters.

<b>A</b>	<b>B</b>	<b>C</b>	<b>D</b>	<b>E</b>	<b>F</b>	<b>G</b>	<b>H</b>	<b>I</b>
1	2	3	4	5	6	7	8	9
<b>J</b>	<b>K</b>	<b>L</b>	<b>M</b>	<b>N</b>	<b>O</b>	<b>P</b>	<b>Q</b>	<b>R</b>
10	11	12	13	14	15	16	17	18
<b>S</b>	<b>T</b>	<b>U</b>	<b>V</b>	<b>W</b>	<b>X</b>	<b>Y</b>	<b>Z</b>	
19	20	21	22	23	24	25	26	

**Communicator Game**

This is a game that can be played in any Den setting, and is instructive for both the boys playing the game and for the rest of the Den watching.

Cut identical sets of geometric shapes (triangles, square, rectangles, octagons. etc.) out of different colors of

construction paper. Give one set to each pair of boys, and sit them so they are facing away from each other at two tables, or on the floor.

The first boy is told to arrange his shapes in whatever fashion he chooses. When he has done so, he must tell the second boy how to arrange his set of shapes in the same arrangement. The second boy cannot ask questions, or otherwise communicate with the first boy. Observe the results with no communication.

The next time, the roles are reversed, with the second boy arranging his shapes any way he wishes. The difference now is that the first boy may ask questions, and the second boy may answer them.

A discussion can ensue about the value of questions and answers in effective communication.

**The Shopping List**

This appears to be a boring grocery list. But to your friend, it's an important message. The number before each word tells which letter to use. The first letter in mop is "M", so that is the only letter that needs to be saved. Continue down the list. The third letter in bread is "E", and so on. Now the grocery list has a new meaning.

1. Mop
2. Peaches
3. Bread
4. Butter
5. Cream cheese
6. Dozen eggs
7. Fruit bars
8. Bag of potato chips
9. Watermelon
10. Package of noodles
11. One can of green beans

*Your message: Meet me at one.*

**Back Drawing**

Before the meeting, the Den leader draws symbols on poster board. Split the Den into two teams. Have them sit in a straight line facing forward. Give the Scout at the front of the line a piece of paper and pencil.

**Rules:** Everyone closes his eyes, except the Scout at the back end of the line. Only this Scout may see the image that the Den leader has drawn. Then this Scout draws the image he is shown on the back of the Scout in front of him. He may erase once, and then redraw the image. After the image is drawn on the Scout's back, he opens his eyes, then draws his image on the Scout's back in front of him. The image will finally reach the first Scout, and he will draw the image that he feels being drawn on his back on the paper. After both teams are finished, show everyone the original image and see whose drawing is most accurate.

**Purpose:** This game is used to show Scouts that you need all your senses to be an effective communicator and that a breakdown in communication can change the story.

**Den Activities**

- ✓ Demonstrate and teach the Webelos Scouts the Boy Scout Motto using sign language.

- ✓ Have a deaf, blind or mute person visit the Den and describe special problems they have communicating.
- ✓ Instruct Scouts how to address a group.
- ✓ Have four Scouts take part, each reading in full, one point of the Scout Law.
- ✓ Visit an amateur radio operator, and have him explain the use and rules of amateur band radio. Let the Scouts examine equipment and talk with someone over the amateur radio.
- ✓ Instruct Scouts in the use of secret codes. Then let several Scouts invent and use their own code.
- ✓ Get a copy of CB ten codes and have the Scouts use them.
- ✓ If you cannot visit a radio or television newsroom, invite a newsperson to your meeting to talk to the Scouts about their jobs.
- ✓ Invite a high school or middle school speech teacher to your meeting, and have them talk about communications.

*Circle Ten Council*

Communication is one of the most important skills that the Webelos Scout will use during his life. He will communicate every day with other human beings, and possibly with animals. We often consider communication as the expression of our thoughts or feelings through speech, gesture, print, and electronic devices. Communication, however, really is comprised of both the transmission of the message, and decoding by the receiver. In other words, communication does not exist unless the message is both sent and received. When the intended recipient of the communication understands the message, then the communication is effective. Learning to communicate effectively will help us all now and in the future.

**Names and Communication**

One way we communicate is to mark something in a certain way to show ownership or a relationship. Your last name indicates that you are part of a family and related to others with the same name. Even names are "codes" of a sort. The blacksmith sometimes became known as SMITH and his son would be SMITHSON. Take a phone book and see if you can guess how a name may have come about.

**INTERNATIONAL SYMBOLS**

Have the boys write what each sign means

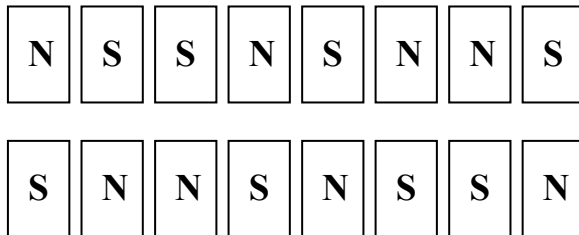


- |                     |                     |                    |                       |
|---------------------|---------------------|--------------------|-----------------------|
| 1. No U-turn        | 2. No bicycles      | 3. Tent site       | 4. Hotel, motel       |
| 5. Boat ramp        | 6. Forest           | 7. Restrooms       | 8. Wet floor          |
| 9. Trash can        | 10. First Aid       | 11. Red Cross      | 12. Animal Crossing   |
| 13. Handicap Access | 14. Wildlife Refuge | 15. Magnetics      | 16. Shower            |
| 17. Information     | 18. Campsite        | 19. Child Crossing | 20. Fasten Seat Belts |

**BITS and BYTES**

Where does the information go when you delete things on your computer?

Computer hard disk drives have an arm that moves back and forth over a spinning disk. At the end is an electromagnet that is turned on and off. That can flip the molecules of the disk – a magnetic material. It arranges the molecules. The



arrangement can be read later by scanning the disk with the same arm. Each bunch of molecules is called a BIT. Groups of them are called BYTES. This drawing is an 8-bit byte. As the molecules flip over, they represent a 1 or a 0. The north magnetic pole is 1, the south is 0. Digital storage always involves just 2 values; 1's and 0's, or on and off. Our drawing is the number 10010110. If we use a special number system called binary numbers, these 8 bits store the number as 140.

Stuff stored in digital code makes up files or documents. They are stored in little zones or sectors on a hard disk. Most of the time files are too big to fit in just one continuous line of sectors, so the files get spilt up. The first part of a file is called the header. In the header are things like the name and date of the file and also the size of the file, and a really important piece of information – which sectors the file is stored in. That information tells the arm where to scan for the data. Without the header the data is left in chunks all over the disk. When you delete a file what you're really

doing is just erasing the header. The file's data is still there. It just doesn't have an address anymore. Eventually it will be written over by new data

Information on a computer is not stored as matter or energy; it's stored by arranging matter. The computer uses energy to make the arrangement, to read the arrangement or to delete the arrangement. That energy is converted into heat, which is why there are fans in computers.

**COMMUNICATOR ROUND ROBIN SKIT**

Arrange boys in a large circle. Give each one a communications transmitter of some kind, such as a flashlight for Morse code, the string and can telephone a boy's hands for sign language or a tom-tom for drumbeat.

Give the first boy a message to transmit, written on a piece of paper. Each boy in turn tries to relay this message to the next boy in line using his signaling device. (Remember your boys are just simulating this, not really doing it.)

The last boy writes down the message and comes up to stand beside you. You read your message, which is "Mr. Watson, come here I need you". The boy is then asked to read his message, which is "The number you have reached is out of service or you have not used the correct area code. Please hang up and try again. If you think you have reached this recording by mistake...." About halfway through this speech. Put you arm on the scouts back and begin guiding him off stage, shaking your head

**Message Coding**

Use the Morse code table found in the Webelos Scout Book, Communicator section to encode a short message. Each boy should keep his message short, one sentence of 5 - 8 words, and not let other boys see it. Then let them trade messages and try to decipher them.

**FIELD TRIPS**

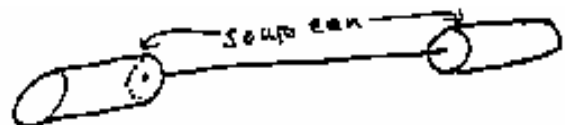
- Newspaper office
- Radio Station
- TV Station
- Telephone Office
- Commuter Center

**Word of caution:**

*Most of these communication centers are very security conscious, so do not be surprised or disappointed if they tell you they do not allow groups to tour.*

**DEN ACTIVITIES**

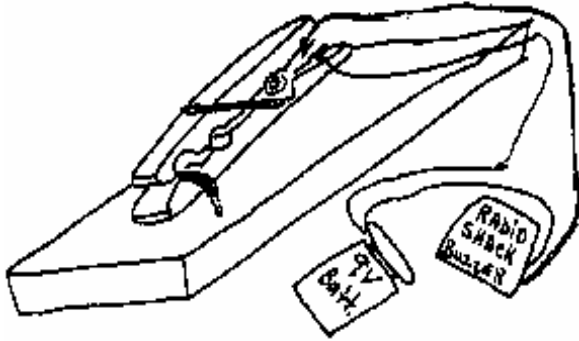
- Trace the history of communication in a chronological order, starting with the early communication, method of sign language.
- Demonstrate the spoken word by having boys hold their hands over their larynx to feel the vibration, and make an old fashion can and string telephone. Be sure to keep the string taut and not touching anything.



Use thick twine 10 - 20 feet. Make a hole through the middle of each can with a medium size nail. Wash can thoroughly. Pull the string through each nail hole. Tie a

large knot in string on each end. To use simply hold can by its side, keeping string taut. Put to mouth to talk, to ear to listen.

- A telegraph key will demonstrate Morse code. Use the key to open and close a circuit made up of a tone buzzer and a battery. You can make the key or "bug" out of a spring clothespin if you wish.



- Invite a member of the Rotary Club or the Toastmasters International to visit your den and give examples of body language.
- Visit a meeting of these organizations to observe how communications is given
- Ask a member of the local amateur radio organization to visit your den or allow the den to visit his or her base station to see how communications is arrived using the International Morse Code.
- Listen to a CB radio or find an active Citizen Band Radio Club in your area to tell your den how the radio can help.
- Visit the local library or your school library to find out how the books are indexed to locate them easier.
- Local radio stations or television stations can show your den how they receive communications from around the world through the use of micro transmitters or satellite stations.
- Communications can be carried out in many forms. Try to locate the local organization that teaches the deaf to sign and see if they might be willing to teach the den a few basic words or phrases.
- Find out if one of the parents would be willing to show each of the boys how it a computer works and allow them to access the computer base.
- To find out the many job opportunities in the communication field, check with the local Chamber of Commerce to locate companies that use communication as a basis for employment in your area.

**KIM'S GAME IN THE DARK**

Out of sight of the immediate area, attach a line zigzagging between trees or stationary objects. Tie objects to the line along the way. Ten items is a good number. Blindfold each Webelos Scout and lead him to the rope. Boys then proceed down the rope, holding on and remembering the objects they come across. No talking is allowed. When each boy reaches the end of the rope, the leader takes him out of sight of the course and removes his blindfold. Boys may work

individually or as group to see how many objects they can identify and remember.

**Communication Codes**

*Some of these pictures may need to be copied down and enlarged to be usable. CD*

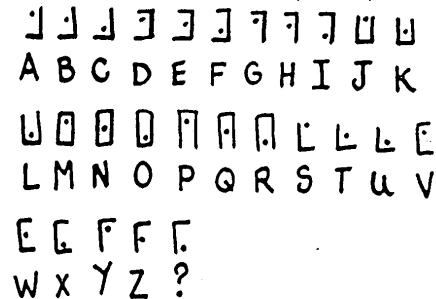
**Music Codes**



**TIC TAC TOE CODE**

DRAW A TIC TAC TOE GRID AS SHOWN. REPLACE EACH LETTER IN THE ALPHABET WITH A DOT. USE THE DOT AND PIECE OF THE GRID TO REPRESENT EACH LETTER.

A	J	S	.	.	.
B	K	T	.	.	.
C	L	U	.	.	.
D	M	V	.	.	.
E	N	W	.	.	.
F	O	X	.	.	.
G	P	Y	.	.	.
H	Q	Z	.	.	.
I	R	?	.	.	.

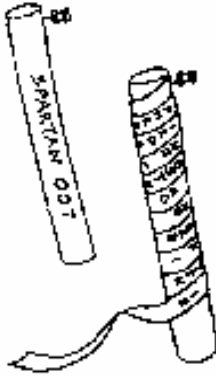


**SPARTAN SCYTALES**

This is one of the oldest methods of communicating messages. Spartan generals exchanged information using twin cylinders and strips of parchment. The sender would wind the parchment around his cylinder, or scytale, and write the message in several horizontal lines. Then he would unwind the ribbon, the letters of the message appeared out of sequence. Only the person with the matching cylinder was able to rewind the parchment and restore the original sequence of letters.

**Supplies:**

- ✓ 2 dowels, each 3/4" - 1" in diameter, 10 - 12" long
- ✓ 2 thumbtacks
- ✓ Ribbon or paper strips, 1/4" - 1/2" wide. 2 feet long
- ✓ Felt tip pen



### DIRECTIONS

Gently hammer a tack part way into one of the cylinders about 1/4" down from the top. Do the same to the second cylinder.

Write your secret code name on one cylinder. Give the other cylinder to your partner.

To send a message, remove the tack from the scytale. Stick the tack through the end of the ribbon and re-insert it. Wrap the ribbon around the scytale in close spirals. Hold or tape the bottom end in place. Write your message in horizontal lines. Take the ribbon off and send it to your partner.

To decipher the message, do the same thing you did to write the message.

### SOUND EFFECTS GAME

*A Good pack meeting demonstration!*

This game is identifying sounds. The den chief or den leader produces sounds from behind a screen or in another room, and the Webelos listen. Boys try to identify each sound.

Sample sounds met be -- ping pong ball bouncing on floor, sanding a piece of wood, shuffling a deck of cards, breaking a twig or stick in half; pushing buttons on telephone, sawing wood, etc.

*Webelos Scouts could work in the Communicating and Computer Academic belt loops and Pins in conjunction with this activity badge.*

### TO TELL THE TRUTH

*Actually, Circle Ten's Book said "What's my Line" but the game show described here is the one I named. CD*

Let 2 or 3 boys tell a story about a similar situation, with facts a bit different in each version. One is telling a true story, the others are not. The rest of the den takes turns asking the panel questions to determine who is telling the real story. After telling their initial tales, all boys on the panel must answer all questions truthfully, even if the answers contradict their original story, so that the rest of the den can determine the truth teller.

### CLOTHESLINE TALES

Give boys a general topic and have each one of them draw a picture about anything to do with that topic (such as "Space Aliens") String a clothesline up between two trees. Have first boy come up, hang picture and begin to tell a story about his picture. After one minute, stop him, have the next boy come and continue story with his illustration. Continue

until all boys have shared and a brand new story has been communicated to the den!

## CITIZEN COMMUNITY GROUP

*Baltimore Area Council*

This is a good badge to start the boy on when he joins the Den. The written requirements and readings may be done at home with parents. This continues the importance of parents involvement in the Webelos Den.

This badge is also of interest to the leader, because he can learn much about his boys from their writings on what is meant by "all men are created equal" and on the Star Spangled Banner. The leader should keep in mind that all boys are different, so they will have different ideas and opinions on this badge. Each boy's "BEST" should be judged individually.

A lot will depend on how well informed and enthusiastic the Webelos leader is, and how he presents the badge to the boys. This badge can be fun, or it can be just "another piece of paper to write." It's up to you.

### Den Activities

- Discuss requirements of badge with boys. Decide on a good turn for school, church or community and plan how to carry it out. Boys make logbooks to record their work on the badge.
- Plan a special good turn for the next Pack meeting; such as setting up chairs, ushering, clean-up, etc.
- Visit a local government agency. Find out how it works, what service it provides, how it affects boys and their families.
- A campaign against litter is a "must" for good citizenship. Discuss how your Den can carry on such a campaign.. and do it. This could include making posters for display. litter clean-up, making litter bags, etc.
- Discuss the various organizations in your community, which help people. How are they financed and run? Do they use volunteer help? Visit one of these organizations.
- Discuss ways boys can be good citizens. Let them make lists of things they will try to do regularly.

### Your Duties as a Citizen

If you are going to have rights as a citizen and you want to keep them, then you also have certain duties to uphold. Your duties as a citizen are:

- ✓ Obey the laws
  - ✓ Respect the rights of others
  - ✓ Keep informed on issues of National and local government
  - ✓ To vote in elections
  - ✓ To assist the agencies of law enforcement
  - ✓ To practice and teach good citizenship in your home
- Some qualities of a good citizen: • Obeys the laws wherever he is
- ✓ Respects the rights of others



- ✓ Is fair and honest
- ✓ Tries to make community a better place to live
- ✓ Learns about leaders of nation, state, community
- ✓ Practices rules of health and safety
- ✓ Is honest and dependable
- ✓ Is patriotic and loyal
- ✓ Practices thrift
- ✓ Respects authority

### Great Documents Quiz

How much do you know about two of the greatest documents ever written: the Declaration of Independence and the Constitution of the United States?

- 1) The first words of the Declaration of Independence are:
  - a) "We hold these truths to be self evident..."
  - b) "We, the People of the United States..."
  - c) "When in the course of human events..."
  - d) "Four score and seven years ago..."
- 2) The first draft of the Declaration of Independence was written by:
  - a) John Hancock
  - b) Button Gwinnett
  - c) George Washington
  - d) Thomas Jefferson
- 3) The Constitution of the United States was signed in What year?
  - a) 1776
  - b) 1492
  - c) 1787
  - d) 1620
- 4) What is the minimum age for a President of the United States, and in what document is this stated?
- 5) Which amendment to the Constitution provided for the abolition of slavery?
  - a) Tenth Amendment
  - b) Thirteenth Amendment
  - c) Third Amendment
  - d) Sixteenth Amendment
- 6) A Senator serves a term of:
  - a) Six years
  - b) Four years
  - c) Two years
  - d) Light years
- 7) What is the maximum number of years a President may serve?
- 8) Which amendment to the Constitution guarantees freedom of speech:
  - a) Fourteenth Amendment
  - b) First Amendment
  - c) Twenty-ninth Amendment
  - d) Fifth Amendment
- 9) What legislative body has the sole power to impeach a President?

### Answers:

1-c, 2-d, 3-c, 4-Age 35. as stated in the Constitution, 5-b, 6-a, 7-Ten years (two terms plus the remainder of a predecessor's term if 2 years or less), 8-b, 9-House of Representatives

### On Your Mark

Mark the best ending for each sentence.

1. If you meet the president, you call him:
  - a) your highness
  - b) your Excellency
  - c) Mr. President
2. The president and his family live in:
  - a) Blair House
  - b) the White House
  - c) the suburbs
3. The first president to live in the White House was:
  - a) John Adams
  - b) George Washington
  - c) "Thomas Jefferson
4. We celebrate the birthdays of two presidents in February they are:
  - a) Washington and Lincoln
  - b) Jefferson and Adams
  - c) T. Roosevelt and F. D. Roosevelt
5. During the War of 1812, when Madison was President, a famous song was written. It is called:
  - a) The Battle Hymn of the Republic
  - b) God Bless America
  - c) The Star Spangled Banner
6. The only man to be elected president four times was:
  - a) Abraham Lincoln
  - b) Franklin Delano Roosevelt
  - c) Ulysses S. Grant
7. The two big political parties today are called:
  - a) the Republicans and the Democrats
  - b) the Federalists and Whigs
  - c) the Conservatives and the Liberals
8. The law says Presidential elections must be held on:
  - a) the first Monday in October
  - b) the first Tuesday in November
  - c) Halloween
9. The parties pick their presidential candidates in:
  - a) presidential primaries
  - b) national nominating convention
  - c) by secret vote
10. If a president dies in office the next president is:
  - a) the vice president
  - b) elected by the people
  - c) the oldest senator
11. Presidential elections are held every:
  - a) two years
  - b) four years
  - c) six years
12. If you want to run for president you should:
  - a) go jogging
  - b) take a nap
  - c) make speeches
13. The United States is made up of:
  - a) 50 states
  - b) 48 states
  - c) 46 states
14. Twenty-seven presidents have studied:
  - a) flying
  - b) the stars
  - c) the law

15. The president's wife is called:
- the queen
  - the first lady
  - Mrs. President

**Answers:**

1-c, 2-b, 3-a, 4-a, 5-c, 6-b, 7-a, 8-b, 9-b, 10-a, 11-b, 12-c, 13-a, 14-c, 15-b

**Newspaper Study**

**Equipment:** One current newspaper per team. Put teams in corners, each with the same day's issue of a newspaper. On signal, teams begin a search for news items that definitely illustrate the Scout Law. Items are cut out and numbered according to the point of the Law. Team with most clippings wins. (Team leaders distribute pages among his team members)

**Patriotic Wall Plaque**

Using a copy of the Declaration of Independence, Bill of Rights or the Gettysburg Address; make a wall plaque by mounting one of these on 1/4" plywood shaped into the design of a scroll. Make your scroll slightly larger than your copy. Finish plywood by sanding, staining a natural color and varnishing or leave the wood grain and color show through by eliminating stain and just varnish.

*Circle Ten Council*

One of the purposes of Cub Scouting is "Developing habits and attitudes of good citizenship". A Scout promises to do his duty to his country. The Citizen Activity Badge helps the WEBELOS understand what a good citizen is and teaches him the history of our flag. Citizen Activity Badge is in the Community group.

**OBJECTIVES**

To foster citizenship in WEBELOS Scouts. To teach boys to recognize the qualities of a good citizen. To introduce boys to the structure of the U.S. government. To familiarize boys with basics of American history. To convince boys that laws are beneficial. To encourage WEBELOS Scouts to become community volunteers.

**Where to go and what to do**

- Invite a guest speaker from a local board to explain his duties and tell the WEBELOS Scouts why he volunteers his time.
- Buy a packet of used U.S. commemorative stamps. Distribute several to the WEBELOS Scouts and challenge them to discover the "story behind the stamp". At the following meeting allow each boy ample time to describe his stamps and their significance.
- Attend a local city council meeting.
- Do a Good Turn by conducting a litter pickup campaign
- Have each WEBELOS Scout write a letter to his Senator or Congressman to express an opinion on an issue. It would be especially interesting if two WEBELOS Scouts wrote an opinion about opposite sides of the same issue. See what responses you receive.
- Encourage WEBELOS Scouts to fly a flag at home particularly on appropriate flag holidays.
- Arrange for the WEBELOS den to do a community service project.

**Good turn ideas**

- Give some of the toys the WEBELOS Scouts may have made as part of the Craftsman badge to needy children. Use Craftsman skills to repair and refurbish toys for the same purpose.
- Give a holiday party for children or adults in a residential situation. Plan games, songs, small gifts, party favors, and treats
- Participate in the Food Drive in the fall to stock good pantries for needy families
- Collect toilet articles and used clothing for the homeless
- Salvage used books to be sold at the public library or to be used to set up libraries for children or adults in a residential situation
- Read to someone who cannot see.
- Provide snow shoveling, yard care, errand service, or other aid to an elderly person or couple in your neighborhood.

**NEWSPAPER STUDY GAME**

*for dens or small groups*

**Equipment:** One current newspaper per den  
Teams gather in groups, each with the same day's issue of a newspaper. On signal, teams start a search for news items that definitely illustrate the 12 points of the Scout Law. Items are cut out and numbered according to the point of the law. Team with the most clippings in a given time wins.

*Strategy Tip: Team leaders should distribute pages among his team members instead of everyone grabbing for papers.*

**CITIZEN SCAVENGER HUNT**

By Barb Stephens

Most government buildings offer a tour of some sort and you might be able to combine the tour with the following scavenger hunt. Divide the den into two or three teams and give the boys a reasonable time limit. Have them locate answers to questions like these:

1. What is the mayor's middle initial and what does the initial stand for?
2. Bring back a piece of stationery showing our town's logo or crest.
3. Draw a picture of our state flag.
4. On what floor of City Hall can you find \_\_\_\_\_?
5. Who runs the Water Works Department and what does that department do?
6. Where does the City Council meet?
7. What's on the top floor of the City Hall building?
8. What is the full name of the governor of the state?
9. Get a brochure about trash pick up service.
10. Who takes care of snow removal/tree removal from city streets and what is their budget?

**DO YOU KNOW YOUR FLAG?**

When the Stars and Stripes first became our national flag, no one was sure just what the design of the flag should be. Since the time of that first flag, official descriptions of the national colors have been very careful and clear. Not only is the design of the flag carefully described today, but there are many special rules for displaying it. The following questions

are based on the universal flag code of the United States. See how many you and your WEBELOS den can answer correctly. Some of these questions are tricky.

1. The flag is raised (a) slowly; (b) briskly; (c) at any speed that is comfortable.
2. If you carry the flag in a parade and passed before the President of the United States, you would dip the flag slightly in salute to the President as you walked past him. True or False?
3. The flag must never be lowered no matter how bad the weather conditions. True or False?
4. The flag is never allowed to fly after daylight hours anywhere in the world. True or False?
5. When the flag is carried in a procession or on other occasions, it is escorted by an honor guard. True or False?
6. The flag's honor guard walks (a) on the flag's right; (b) just behind the flag; (c) on both sides of the flag.
7. If you are a Cub Scout, WEBELOS Scout, Boy Scout, or Explorer, you always give the Cub Scout, or Explorer salute to the flag even when you are not in uniform. True or False?
8. When you carry the flag in a parade with other flags, the U. S. flag must go on the left of and in line with the other flags. True or False?

Answers:

1. (b) briskly - it's a happy occasion!
2. False. The flag is never dipped to anyone..
3. False. The flag is not flown in bad weather.
4. False. Although it is the custom to display the flag only from sunrise to sunset, there is no law prohibiting its being flown both day and night.
5. True.
6. (c) on both sides of the flag.
7. False. When you are in civilian clothes, you remove your hat and place your hand over your heart when the flag passes
8. False. It is carried at the right of the other flags or at the front and center of a line of other flags.

## POW WOW EXTRAVAGANZAS

### Southern NJ Council

#### Catch a Dream

January 22, 2005

Lakeside School, Millville, NJ

Call Southern NJ Council, 856-327-1700, extension 32, or visit the website, [www.snjscouting.org](http://www.snjscouting.org) for more information

### Occoneechee Council

#### Theme (Later)

November 13, 2004

Sanford, NC

Call Occoneechee Council, 800-662-7102, or visit the website, <http://www.occoneechee.org> for more information.

Gary, the Pow Wow Chair has promised to keep informed as theme and other details are finalized.

### Indian Waters Council, BSA

#### "Set Sail for Adventure" University of Scouting

January 22, 2005

Swearingen Engineering Center, USC, Columbia, SC  
Call Indian Waters Council, 803-750-9868 or visit the website, [www.universityofscoutingiwc.com](http://www.universityofscoutingiwc.com) or E-mail, [universityofscouting@msn.com](mailto:universityofscouting@msn.com) for more information

*I have no other Pow Wow notices. Please let me know as soon as your Council Calendars are released and I will start posting the 2004 – 2005 Pow Wows. CD*

## WEB SITES

Zoom dinosaurs on Enchanted Learning

<http://www.enchantedlearning.com/subjects/dinosaurs/>

A site with a guide to the 127 most well-described dinosaurs from the British Natural History Museum in London

<http://flood.nhm.ac.uk/jdtml/dino/>

*I remember the British museum models being the greatest dinosaurs models you could get CD*

And here is the BBC's dinosaurs site with a special on the sea monsters -

<http://www.bbc.co.uk/dinosaurs/>

The following link takes you to The President's Volunteer Service Award website. It allows you to track volunteer hours of both adults and youths and at set number of hours per year award them a pin and certificate.

<http://www.presidentialserviceawards.gov/>

*A nice way to say thanks to volunteers.*

### Boy Scout Time Capsules

#### The Net Commish--Memorabilia and History

<http://www.usscouts.org/netresources/memorabilia.html>

#### Scouting History and Traditions

<http://hometown.aol.com/randywoo/bsahis/index.htm>

#### The Pine tree Web

<http://www.pinetreeweb.com/>

### Pinewood Derby Pages

#### Ultimate Pinewood Derby--great page with info and can you identify the song playing

<http://hometown.aol.com/randywoo/pine/pinetip.htm>

#### Pope's Pinewood Portal

<http://members.aol.com/StanDCmr/pwportal.html>

### Webelos - Citizen

#### The Star Spangled Banner

[http://americanhistory.si.edu/ssb/2\\_home/fs2.html](http://americanhistory.si.edu/ssb/2_home/fs2.html)

#### And the Library of Congress at:

<http://www.loc.gov/>

### Webelos - Communicator

#### Ciphers

<http://www.pbs.org/wgbh/nova/decoding/>

**Numbers - Just for Fun**

<http://www.nottingham.ac.uk/education/number/>

**Kids Freeware**

<http://www.kidsfreeware.com/>

**Sometimes it is okay to play with your food**

<http://www.nabiscoworld.com/>

**Famous Eagle scouts and other Scouts –**

From National's website -

<http://www.scouting.org/factsheets/02-516.html>

On US Scouts -

<http://www.usscouts.org/usscouts/eagle/bsfamous.html>

On Scoutarama-

[http://www.scoutorama.com/eagle/eag\\_famous.cfm](http://www.scoutorama.com/eagle/eag_famous.cfm)

The Free Dictionary

This link has many other references that you can trace on a famous Eagle Scout theme

<http://encyclopedia.thefreedictionary.com/List%20of%20famous%20Eagle%20Scouts>