



# BALOO'S BUGLE



Volume 21, Number 3

“The best principles of our republic secure to all its citizens a perfect equality of rights.” Thomas Jefferson

October 2014 Cub Scout Roundtable

November 2014 Core Value & Pack Meeting Ideas

## CITIZENSHIP / A CUB SCOUT GIVES GOOD WILL

Tiger Cub, Wolf, Bear, Webelos, & Arrow of Light Meetings

### CORE VALUES

*Cub Scout Roundtable Leaders' Guide*

The core value highlighted this month is:

- ✓ **Citizenship:** Citizenship is contributing service and showing responsibility to local, state, and national communities.

Why "Gives Goodwill" for Citizenship?

- ✓ Cub Scouts learn about the true spirit of Scouting this month as they show an act of goodwill by being good citizens providing services for someone in need during the colder months. By helping fellow citizens in our local community, we remember the Law of the Pack and what it means when we say "gives goodwill".

Scout Law equivalent to Citizenship is Helpful.

- ✓ A Scout cares about other people. He willingly volunteers to help without expecting payment or reward.

### TABLE OF CONTENTS

*In many of the sections you will find subdivisions for the various topics covered in the den meetings*

CORE VALUES .....	1
TABLE OF CONTENTS .....	1
DEN MEETING TOPICS .....	2
UPCOMING MONTHS .....	3
Connecting CITIZENSHIP with Outdoor Activities .....	4
CITIZENSHIP Character Connections Discussions .....	5
Citizenship Character Connection.....	5
November Crazy Holidays .....	9
THE BUZZ .....	10
October 2014 - Venturing Updates .....	12
BRYAN'S BLOG .....	12
Training Topics .....	13
<b>Hail Den Leaders!</b> .....	13
Seven Things I Learned .....	14
Roundtable Note .....	15
THOUGHTFUL ITEMS FOR SCOUTERS .....	16
DEN MEETINGS .....	18
Neckerchief Slides .....	18
TIGER.....	18
WOLF .....	22

BEAR .....	25
WEBELOS DENS.....	30
Citizenship Rights and Responsibilities .....	31
<b>COULD YOU PASS THE U.S. NATURALIZATION TEST?</b> .....	35
<b>MAKE A FIRE EXTINGUISHER</b> .....	38
<b>RECORD WIND SPEED</b> .....	38
<b>NEWSPAPER STUDY GAME</b> .....	39
ADDITIONAL ADVANCEMENT IDEAS .....	41
Citizenship Ideas .....	43
Opening Ceremony: .....	43
CubMaster Minute:.....	44
How to Spell Citizenship Opening .....	44
Looking Back ~ Looking Forward Advancement Ceremony .....	44
Citizenship Around the Pack Advancement .....	45
I Am A Citizen .....	45
Two Sides of Citizenship Applause.....	46
Adventures in Citizenship .....	46
Follow My Tracks .....	46
Citizenship Concentration .....	46
Tools for Citizenship Closing .....	46
Citizenship Character Connection .....	46
Do I Love America paper Chain .....	47
Citizen Cubmaster Minute.....	47
Water Cycle Terrarium.....	47
Red, White, and Baloo .....	48
Citizenship Do's & Don'ts .....	49
Citizenship Rights and Responsibilities .....	49
RAISING AND LOWERING THE UNITED STATES FLAG .....	49
CITIZENSHIP CROSSWORD .....	50
A Cub Scout Gives Good Will Ideas .....	50
GREETINGS.....	50
Goodwill Opening .....	51
Goodwill Caroling Party .....	51
A Cub Scout Gives Goodwill .....	51

## DEN MEETING TOPICS

When a Den Meeting occurs depends on when you start your year and how often you meet. A Den that starts in August will be doing meetings 1 & 2 then, and 3& 4 in September. A den that meets three times a month will do 1, 2, and 3 in September. *The pace is up to you!!*

MONTH/ CORE VALUE/ ALTERNATE PACK MTG. THEME	OCTOBER: RESPONSIBILITY		NOVEMBER - CITIZENSHIP		DECEMBER - RESPECT	
	DOLLARS AND SENSE		GIVES GOODWILL		STARS & STRIPES	
MEETING #	3	4	5	6	7	8
<u>TIGERS</u>	Ach. #3 Keeping Myself Healthy & Safe	Ach. #3G Sports field trip	Ach #5 - Let's Go Outdoors	Ach #2 - Where I Live #4 - How I Tell It	Ach #2G - Visit Police Station	Ach #4G - Visit Radio or TV Station or Newspaper Office
<u>WOLVES</u>	Ach. #2 Flag & E #20 Sports	Ach. #3 Keep Your Body Healthy E20g Bowling	Ach #4 - Home & Community Ach #9 - Be Safe	Ach #4 - Home & Community Elec #9b.c - Gift Elec 11a - Singing	Ach #7 - Living World E #17 - Tie It Right E #9 - Gifts	Ach #5 - Collections Ach #8 - Cooking
<u>BEARS</u>	Ach. #14 Ride Right	Ach. #7 Law Enforcement	Ach #1 - Worship Ach #7 - Law Enforcement #20 - Tools	Ach. #20 - Tools #15 - Games	Ach #9 - Cooking	Ach #11 - Be Ready
<u>WEBELOS</u>	Forester & Naturalist	Traveler & Athlete	Citizen	Citizen	Citizen	Citizen & Artist
<u>ARROW OF LIGHT</u>	Outdoorsman	Sportsman	Scientist	Scientist Arrow of Light Reqmnts	Readyman	Readyman
<u>RT MONTH</u>	September, 2014		October, 2014		November, 2014	
<u>RT FOCI</u>	Big Rock Ideas - Trained Leaders, Parent Engagement, Session Topics - Join Scouting Night, 7 Parts of a Meeting, Pack Mtg Control, Leader Roles & Organization		Big Rock Ideas - Community Service, Parent Engagement, (Create One), Sessions Topics - Pack Camping, Outdoors, Overnighters, Bobcat Badge, Purposes of Cub Scouting, BS Activities,		Big Rock Ideas - Community Service, (Create One Respect), Interest Topic - Flag Etiquette, Sessions Topics - Parent Involvement, Gathering Activities, Adventure program, Webelos to Scouts Transition	

### PACK MEETING THEMES

Commissioner Dave (with help from Kim)

All 36 Supplemental Pack Meeting plans are posted at: <http://www.scouting.org/scoutsource/CubScouts/Leaders/DenLeaderResources/DenandPackMeetingResourceGuide/PackMeetingPlans.aspx>

**Any Pack/Cubmaster can use any theme any month.** The year designation is to show you which themes will be featured at Roundtables each year. The 2014 - 2015 RT year kicked off in August with Cooperation and Under the Big Top. Now it is Responsibility and Dollars and Sense.

Here are the remaining themes to be featured for 2014-2015 in the CS RT PG -

Month	Core Value	Supplemental Theme
September	Cooperation	<a href="#">Amazing Games</a>
October	Responsibility	<a href="#">Down on the Farm</a>
November	Citizenship	<a href="#">Your Vote Counts</a>
December	Respect	<a href="#">Passports to Other Lands</a>
January	Positive Attitude	<a href="#">Lights, Camera, Action</a>
February	Resourcefulness	<a href="#">Invention Convention</a>
March	Compassion	<a href="#">Pet Pals</a>
April	Faith	<a href="#">My Family Tree</a>
May	Health and Fitness	<a href="#">Destination Parks</a>
June	Perseverance	<a href="#">Over the Horizon</a>
<b>**Obedient</b>		<b>Play Ball</b>
July	Courage	<a href="#">Space - the New Frontier</a>
<b>**Loyal</b>		<b>Scout Salute</b>
August	Honesty	<a href="#">Heroes in History</a>
<b>**Courteous</b>		<b>S'More Cub Scout Fun</b>

**\*\* - These are the Core Values and Themes for the first three months of the new Cub Scout Adventure**

Kim, the chair of the task force, says "I do want to stress that the focus is still the Core Value and the theme is just there as an enhancement. The theme pack meeting plans are specifically crafted to bring out the important points of the Core Value in a fun way."

Month	Core Value	Supplemental Pack Meeting Themes to Enhance the Meaning of the Core Value		
		Set A	Set B	Set C
September	Cooperation	2012-2013 CS RT PG * Hometown Heroes	2013-2014 CS RT PG * Amazing Games	2014-2015 CS RT PG * Under the Big Top
October	Responsibility	* Jungle of Fun	* Down on the Farm	* Dollars and Sense
November	Citizenship	* 50 Great States	* Your Vote Counts	* Give Goodwill
December	Respect	* Holiday Lights	* Passport to Other Lands	* Stars and Stripes
January	Positive Attitude	* Abracadabra	* Lights, Camera, Action	* Yes, I Can
February	Resourcefulness	* Turn Back the Clock	* Invention Convention	* Litter to Glitter
March	Compassion	* Planting Seeds of Kindness	* Pet Pals	* Aware and Care
April	Faith	* Cub Scouts Give Thanks	* My Family Tree	* Soaring the Skies
May	Health & Fitness	* Cub Café	* Destination Parks	* Backyard Fun
June	Perseverance	* Head West Young Man	* Over the Horizon	* Go for the Gold
July	Courage	* Cubs in Shining Armor	* Space - The New Frontier	* Under the Sea
August	Honesty	* Kids Against Crime	* Heroes of History	* Play Ball

## UPCOMING MONTHS



- ★ November's Core Value, **Citizenship**, will use "**Your Vote Counts.**"
- ★ Month's that have themes that might help you with **Citizenship** and "**Your Vote Counts**" are:

Month	Year	Theme
<b>Give Goodwill</b>		
December	1940	Good Will - Cub Style
December	1941	Giving Good Will
December	1942	Good Will
December	1943	Good Will Month
December	1944	The Other Fellow
December	1945	Follows - Helps - Gives
December	1947	Helps and Gives
December	1948	Goodwill
December	1949	The Other Fellow
December	1950	Helps (for institutions)
December	1958	The Golden Rule
December	1961	Follows, Helps, and Gives
September	1965	Barn Raising
December	1969	Cub Scout Gives Good Will
December	1971	Cub Scout Gives Good Will
December	1972	Follows, Helps, Gives
December	1975	Cub Scout Gives Good Will
December	1984	Do a Good Turn
December	1985	Follows, Helps, Gives
December	1986	The Golden Rule
December	1991	Follows, Helps, Gives
December	1992	To Help Other People
December	1995	Do a Good Turn
December	1996	Helping Others
December	1997	The Golden Rule
December	2003	A CS Gives Good Will
December	2005	Faith, Hope & Charity
November	2008	Spreading Seeds Of Kindness

Citizenship		
Month	Year	Theme
September	1960	Cub Scout Citizens
September	1972	Cub Scout Citizens
October	1980	Cub Scout Citizen
July	1983	Stars and Stripes
October	1988	Cub Scout Citizens
February	1989	Strong for America
September	1989	Our American Heritage
February	1993	Old Glory
June	1994	Strong for America
July	1999	Our National Treasures
February	2003	Uncle Sam Depends on You
July	2006	Red, White and Baloo
July	2007	The Rockets' Red Glare
July	2010	Celebrate Freedom
November	2010	Citizenship
November	2011	Citizenship
November	2012	Citizenship (50 Great States)
November	2013	Citizenship (Your Vote Counts)



Core Value Patches are available at [www.scoutstuff.org](http://www.scoutstuff.org)  
 For Theme patches go to  
<http://www.cubmasterbobkatt.com/Cubmaster-Bob-Katt-Cub-Scout-Monthly-Themes.htm>

- ★ December's Core Value, **Respect**, will use "Stars & Stripes."
- ★ Month's that have themes that might help you with **Respect** and "Stars & Stripes." are:

Month	Year	Theme
<b>Stars &amp; Stripes</b>		
October	1951	Strong for America
February	1955	Let Freedom Ring
February	1962	Parade of Presidents
July	1964	Our American Heritage
February	1966	Strong for America

February	1971	Our American Heritage
October	1972	Discovery of America
February	1973	Famous Americans
June	1973	Flags of America
June	1976	Historical Flags
July	1976	July 4th Picnic
October	1976	Outstanding Presidents
December	1978	Duty to God & Country
June	1981	Flags of America
November	1985	Parade of the Presidents
September	1987	Flags of America
February	1989	Strong for America
September	1989	Our American Heritage
November	1989	Parade of the Presidents
February	1993	Old Glory
June	1994	Strong for America
July	1999	Our National Treasures
October	1999	California Gold Rush
July	2006	Red, White and Baloo
July	2007	The Rockets' Red Glare
July	2010	Celebrate Freedom

Holiday Themes that Fit		
December	1966	Yuletide Everywhere
December	2000	What do You do at Holiday Time?
December	2007	Celebrations Around the World
If you want more Holiday ideas - just go to any December Theme issue of Baloo's Bugle		
Respect		
December	2010	Respect
December	2011	Respect
December	2012	Respect (Holiday Lights)
December	2013	Respect (Passports to Other Lands)

**Connecting CITIZENSHIP with Outdoor Activities**

Wendy, Chief Seattle Council  
 (Adapted from B.A.L.O.O. Appendix E)

- ★ **HIKES** - Hike to a polling place during an election. Hike to a museum or historical building and learn about the history of your community. Take a historical hike.
- ★ **NATURE ACTIVITIES** - Clean up trash in a designated area. Observe a certain species to see how its citizens live together and what nature laws they obey.
- ★ **SERVICE PROJECTS** - Raise the flag at the local school every morning for a specific period of time. Do some community cleanup projects.



- ★ **GAMES & SPORTS** - Play a team sport and discuss how the whole is greater than the individuals making it up. Relate this to everyday life and our society.
- ★ **CEREMONIES** - Hold a ceremony to inaugurate the Denner or to graduate Wolves to Bears or Bears to Webelos Scouts, complete with "tux", "top hat", and "judge".
- ★ **CAMPFIRES** - Re-enact the signing of the Declaration of Independence or other historic event. The boys could even be in costume with a huge feather pen.
- ★ **DEN TRIPS** - Visit a local governing body, city council, county commission, school board- to see government in action. Have lunch with the mayor or chief of police.
- ★ **PACK OVERNIGHTER** - Boys make up "laws" to govern their "tent city", discussing why it's important to understand how good law benefits all citizens.



### CITIZENSHIP Character Connections Discussions

*Wendy, Chief Seattle Council*

We believe that the true, open exchange of views is fundamental to a democratic society. Young people need a forum to express their thoughts, but they also need to be trained to become respectful listeners of diverse opinions. Good discussions lay the groundwork for democratic participation throughout life, giving kids a sense of power within a community, and conveying to them the importance of their future role as participants in society.

A thoughtful discussion helps kids develop critical thinking. Talking in a group helps them learn to organize their thoughts and present them coherently. Kids also learn to be active listeners, holding other peoples' ideas up to critical analysis. They come to see that there are always alternative ways of looking at a difficult problem or situation. And later on in life they reap the rewards in the real world from thinking creatively on their feet. So discussions yield very powerful individual and social benefit.

We have found that kids love to engage in conversation if they feel secure and have the sense that other kids will respect their views...

It is often very helpful if the discussion leader shares a personal experience with the kids. Being honest with them encourages them to express themselves honestly in return. It also makes the kids feel that they are in a safe place and that the situations being discussed are real and carry personal weight.

Over the years we have discovered some things that help to set a comfortable conversational tone for the discussion. We frequently use humor, surprisingly even when we are discussing serious issues. As our moderator Michael Pritchard says, "The shortest distance between two people is a good laugh." Humor can break down communication barriers while making everyone feel at ease. Also, we recognize and respect children's opinions and their concerns and fears. It is important to be non-judgmental of the students themselves while at the same time holding their choices up to critical analysis by the group. That way they begin to take responsibility for their choices and their actions. And because the learning experience is so personal, it will be most memorable.

Ask "why" or "why not" questions because they often produce the best results. Anybody can give a simple, unsupported answer to anything. Asking a kid to justify an answer forces reflection, analysis, and critical thinking, and often results in the child modifying his initial position. This is the part of the questioning process where learning most actively takes place.

Use characters & situations from well-known stories or movies to introduce the topic for discussion. Read the excerpt from the story, or watch the scene if there's time. Example: Harry Potter often breaks school rules. This ties into Webelos Citizen #14 Why we have laws, and why it's important to obey them. –

For more tips for having a great character discussion:

[http://www.goodcharacter.com/Article\\_3.html](http://www.goodcharacter.com/Article_3.html)

### Citizenship Character Connection

*www.cubroundtable.com*

1. **Know**- Tell ways some people in the past have served our country. Tell about some people who serve our country today. (Don't forget about "ordinary" people who serve our country.)
2. **Commit**- Tell something that might happen to you and your family if other people were not responsible citizens. Tell one thing you will do to be a good citizen.
3. **Practice**- Tell 3 things you did in 1 week that show you are a good citizen.

### Tiger Book

*Character Connection - Citizenship*

*Achievement 2, "Where I Live" (Page 41)*

- ✓ **Practice** - Do requirement 2D
- ✓ **Know** - What does it mean to be a good citizen? Why do you think we say the Pledge of Allegiance?
- ✓ **Commit** - Is it easy to be a good citizen? Why is it important to show respect to the flag even if others around you might not?

**Wolf Book**

*The Citizenship Character Connection is not part of an Achievement or Elective in this book.*

**Bear Book**

*Character Connection - Citizenship*

*Achievement 3, "What Makes America Special" (Page 34)*

- ✓ **Know** - Tell ways some people in the past have served our country. Tell about some people who serve our country today. (Don't forget about ordinary" people who serve our country.)
- ✓ **Commit** - Tell something that might happen to you and your family if other people were not responsible citizens. Tell one thing you will do to be a good citizen.
- ✓ **Practice** - Tell 3 things you did in 1 week that show you are a good citizen.

**Webelos Book**

*Character Connection - Citizenship*

*Citizen Activity Award, (Page 144)*

- ✓ **Know** - Lists some of your rights as a citizen of the United States of America. Tell ways you can show respect for the rights of others.
- ✓ **Commit** - Name some ways a boy your age can be a good citizen. Tell how you plan to b a good citizen and how you plan to influence others to be good citizens.
- ✓ **Practice** - Tell 3 things you did in 1 week that show you are a good citizen. Choose one of the requirements for this activity badge that helps you be a good citizen. Complete the requirement and tell why completing it helped you be a good citizen.

*Catalina Council*

Before you start Character Connection for **Citizenship**, point out that each person is a citizen of the community, and part of being a good citizen means helping others.

- 8 How do you feel about being a citizen?
- 8 Do you feel that you are a good citizen?
- 8 What can you do to set the example of good citizenship?

Participation, involvement and contribution are traits of character. Good citizenship is not doing what "looks good." It means helping others, knowing more than how the government works and working to make our community, country and world a better place to live. A good citizen:

- Does their share
- Cooperates
- Stays informed and votes
- Is a good neighbor
- Obey laws and rules
- Respects authority
- Protects the environment

*See Fun for the Family, No. 3301 2, for family activities related to this monthly Core Value, citizenship.*

**Do I Love America paper Chain**

*Cub Scout Program Helps, 2002-2003, page 10 February*

**Materials:** Red, white, and blue colored paper cut into 1 x 8 ½ " strips; connector strips (same size) decorated with stickers or rubber stamp prints; tape; markers or pens.

**Action:** Each cub scout gets three colored strips and writes on each what makes America special to him. He signs his name, and connects the link to the chain. Now that the chain is done we have a lot of ideas about our country, what makes it special, and how we can be a good citizen.

**Reflection:**

What do you think is all about? What new things have you learned about citizenship?

How do you feel about being an American citizen? Do you feel that you are a good citizen?

How does it feel to see people who don't act as good citizens?

What can you do to set the example of good citizenship? Can you think of ways to help other people be good citizens?

**Citizen Cubmaster Minute**

*Cub Scout Program Helps, 2004-2005, page 4 February*

The citizens of today are all the parents and grandparents, aunts and uncles of you Cub Scouts. The citizens of tomorrow are . People came to our county looking for freedom and peace. That freedom has been protected over the years and will continue to be protected. As the citizens of tomorrow, you will support the freedom and peace we all now enjoy. It is a task well worth the effort. Thanks you, Cub Scouts, for being good citizens – today and tomorrow.

**Water Cycle Terrarium**

*Cub Scout Program Helps 2004-2005 page 10 April*

**Materials:** Jar, plants; bottle cap or shell of water; soil, sand, and small rocks.

**Directions:**

- ✓ Fill the jar first with small rocks, then sand, then soil.
- ✓ Then add plants in the soil and place your bottle cap or shell of water in the jar.
- ✓ Fill jar as in the picture and put the lid on.
- ✓ Put the jar in a sunny place and see how the water cycle works.

**Character Connection: Citizenship**

- ? When the den chose an introductory statement of our Pledge of Allegiance, you reviewed several ideas.
- ? When you chose one statement to represent how you felt about the flag, what did that one say to you that the other statements did not? That is a part of citizenship. Why is good citizenship important?
- ? When you say those kinds of things, what is your reaction? Is it easy to show respect for our flag? Is there someone you know who sets a good example in showing citizenship?
- ? Can you help others show respect for the flag? How else can you show good citizenship?

**Citizenship Activities**

*2004 Pow Wow Book Cub Scouting Forever  
by Great Salt Lake Council*

**Citizenship** Contributing service and showing responsibility to local, state, and national communities.

- ★ **Activity 1** - Have your Cub Scouts go to an internet search engine (e.g., Google) and type in "kids making a difference." They will find countless inspiring examples of how young people have made their communities and the world a better place. Have them select stories they like and present them to the den and tell why they chose them. Do these stories give them any ideas about things they might like to do?
- ★ **Activity 2** - Have your Cub Scouts visit [www.goodcharacter.com](http://www.goodcharacter.com) and click on "Opportunities for Action or Service Learning." There they will find opportunities to become involved in community service projects and other activities relating to citizenship and civic responsibility. Plan a service project to do as a pack or den for your school or community.
- ★ **Activity 3** - Have your Cub Scouts select their heroes and write about them. Introduce the idea of heroes as people who do things to help others. For ideas about how to expand this activity visit [www.giraffe.org](http://www.giraffe.org).
- ★ **Activity 4** - Are you planning to do a pack eco-project? If so, visit Captain Planet™ Foundation's website, and the Captain may be able to assist in providing the seed money to get your project growing. Go to [www.captainplanetfdn.org](http://www.captainplanetfdn.org):
- ★ **Activity 5** - To help create a more tolerant and caring society. "What is the cost?" Have ready a selection of everyday items such as a candy bar, an audiocassette, a pair of socks, and so on. You also need to know how much each of these items costs to buy. Then play a game of "The price is right." Produce your items one at a time. Get each Cub to guess the cost. Each Cub takes a turn guessing first. No one is allowed to say the same price as someone else. Two points for being exactly right one for being the closest.  
  
Then move on to part two. What is the cost of freedom? What is the cost of a flag? What is the cost of friendship? What is the cost of trust?

**Red, White, and Baloo**

*2005 Pow Wow Book Cub Scouting Forever  
by Great Salt Lake Council*

**Sing**, "You're a Grand Old Flag,"  
from the Cub Scout Songbook

When you recite the Pledge of Allegiance, you promise that you will always be true to our country. That is why you face the flag and give the proper salute as you repeat the Pledge of Allegiance.

- ☞ Do you stand at attention while saluting the flag during the Pledge of Allegiance?
- ☞ Do you ever laugh or poke the person next to you during the Pledge of Allegiance?
- ☞ What keeps you from showing the proper respect for our country and our country's flag?

- ☞ What can you do show that you're proud to be a citizen of the United States?

**Leave No Trace Pledge**

*Cub Scout Program Helps 2007-2008, page 8 March*

I promise to practice the Leave No Trace Frontcountry guidelines wherever I go:

1. Plan ahead
2. Stick to trails
3. Manage my pet
4. Leave what I find
5. Respect other visitors
6. Trash my trash

- ? What do you think the Leave No Trace pledge means?
- ? Do you know what is?
- ? How is the Cub Scout Leave No Trace Pledge related to citizenship ?
- ? How do you practice good citizenship related to the outdoors? How can you be a responsible citizen during the week ahead related to the outdoors and recycling?

**Character Connection: Citizenship**

*Cub Scout Program Helps 2008-2009, page 6 February*

- ⚡ **Know** - We are all citizens of the United States of America. What do you think that means?  
You're right, it means that we help our country, we help other people in our country, and we respect the flag. (Have adult partners share their thought about citizenship.)
- ⚡ **Commit** - How do you think we can show that we are good citizens? What are some things you've seen other people do to show good citizenship?
- ⚡ **Practice** - Can you do any of those things in the week ahead?

**Follow Up Character Connection on Citizenship**

*Cub Scout Program Helps 2009-2010 July*

Last week we talked about the many freedoms we have in our country. We also talked about our Cub Scout Promise and how that is a way of citizenship.

What do you remember about the meaning of citizenship? What else is citizenship?

Can you think of ways we have shown good citizenship in Cub Scouting?

How can you demonstrate good citizenship during the week ahead?

**Fun Facts About the Flag**

To the original members of the Continental Congress, the colors on the Great Seal had meaning: red stood for hardiness and courage, white for purity and innocence, and blue for vigilance and justice –but those meanings were not connected to the colors of the flag till much later.

The gold fringe on some flags is considered only "an honorable enhancement" and is not to be used on outdoor flags because it would deteriorate in the weather. The use of gold fringe is optional.

When folded properly, the US flag is shaped like a triangle with only the stars showing. If you have exacting standards, it usually takes 13 folds: the same number of original colonies.

The US flag must not be used on any item designed to be disposable. Unfortunately, this rule is often broken, on paper cups, etc.

Old Glory actually refers to a specific flag owned by Captain William Driver, with 24 stars and 13 stripes. Old Glory traveled on his ship and circled the globe twice before Driver retired to Nashville. He hid the flag inside his bedspread when Tennessee seceded from the Union. When the war was over, Driver joyously ripped open his bedding to an astonished group of patriots! Old Glory now lives in the Smithsonian.

If you look at a United States military uniform, you may think the flag is backwards on the right shoulder sleeve – here's the explanation: According to regulations, the "flag patch is to be worn, right or left shoulder, so that "the star field faces forward, or to the flag's own right. When worn in this manner, the flag is facing to the observer's right, and gives the effect of the flag flying in the breeze as the wearer moves forward. The appropriate replica for the right shoulder sleeve is identified as the 'reverse side flag'."

Only State Governors and the President of the United States can order the flags on government buildings are to be set at half staff.

### **50 Great States Trivia – Alabama to Wyoming!**

Alabama is the only state with all major natural resources needed to make iron and steel. It is also the largest supplier of cast-iron and steel pipe products.

When a scale map of Alaska is superimposed on a map of the 48 lower states, Alaska extends from coast to coast. Alaska is over twice the size of Texas.

The original London Bridge was shipped stone-by-stone and reconstructed in Lake Havasu City, Arizona.

You can look for precious gems, including diamonds, amethyst, garnet, jasper, agate and quartz at Crater of Diamonds State Park in Arkansas.

The highest and lowest points in the continental United States are within 100 miles of one another in California. Mount Whitney measures 14,495 feet and Bad Water in Death Valley is 282 feet below sea level.

The 13th step of the state capital building in Denver, Colorado is exactly 1 mile high above sea level.

Connecticut is home to the first hamburger (1895), Polaroid camera (1934), helicopter (1939), color television (1948), and the first lollipop-making machine (1908).

The United States city with the highest rate of lightning strikes per capita is Clearwater, Florida.

Georgia was named for King George II of England, and is the nation's number one producer of peanuts, pecans and peaches.

Hawaii is the only state that grows coffee. There are only 12 letters in the Hawaiian alphabet.

In Idaho law forbids a citizen to give another citizen a box of candy that weighs more than 50 pounds.

The ice cream "sundae" was named in Evanston, Illinois. Town fathers passed an ordinance prohibiting the retailing of ice cream sodas on Sunday, so ingenious confectioners and drug store operators served ice cream Sundays, with the syrup of your choice without the soda. Objection was made to christening a dish after the Sabbath. So the spelling of "sunday" was changed to sundae.

At the St. Louis World's Fair (Missouri) in 1904, Richard Blechyden, served tea with ice and invented iced tea. The ice cream cone was also invented at the 1904 Fair, when a vendor ran out of cups and rolled up waffles to hold ice cream.

The light bulb, phonograph (record player), motion picture projector were invented by Thomas Edison in his Menlo Park, New Jersey laboratory.

The Genesee River, New York State, is one of the few rivers in the world that flows south to north.

The King Ranch in Texas is bigger than the state of Rhode Island, and El Paso is closer to Needles, California than it is to Dallas.

Wyoming has the lowest population of all 50 United States, but was the first state to give women the right to vote.

Was your state left out? Want to know more trivia about a state? Go to [www.50states.com/facts/](http://www.50states.com/facts/) and click on any state

### **Citizenship Do's & Don'ts**

Citizenship has lots of parts – this is an old list of To Do and Not to Do things – if you want to be an example of good citizenship. Bet the boys can come up with some others from their own point of view!

#### **DO...**

...live by the Golden Rule

...do your share

...be a good neighbor

...be a volunteer—help your school and community be better, safer and cleaner

...obey laws and rules

...obey parents, teachers, coaches and authority figures

...protect the environment by conserving resources, reducing pollution, and cleaning

up after yourself

...participate in voting, report wrongdoing, pay taxes, and voice your opinion

#### **Citizenship DON'Ts**

...argue with or disobey parents, school teachers, policemen

...litter parks, playgrounds, school grounds, or your community

...complain about choices that were made even if you did not take the time to say what you thought

...break the rules in games or play

...ignore it when someone breaks the rules or does something wrong



## November Crazy Holidays

Jodi, SNJC Webelos Resident Camp Director Emeritus,  
2006-2011. Adapted from

<http://holidayinsights.com/moreholidays/index.htm>

<http://www.brownielocks.com/month2.html>

### November is:

- Aviation History Month
- Child Safety Protection Month
- International Drum Month
- National Adoption Awareness Month
- National Epilepsy Month



- National Model Railroad Month
- National Novel Writing Month
- Native American Heritage Month



- **Peanut Butter Lovers Month**  
*(Beware of Food Allergies 😊 – Pat)*
- Adopt A Senior Pet Month  
**We are signed up to adopt a Senior Boxer from the Adopt a Boxer Rescue!!**  
<http://www.adoptaboxerrescue.com>



- American & National Diabetes Month
- American Indian Heritage Month
- Banana Pudding Lovers Month
- Family Stories Month Link
- Gluten-Free Diet Awareness Month
- Greens and Plantains Month
- Historic Bridge Awareness Month

- Manatee Awareness Month



- Military Family Appreciation Month
- National Alzheimer's Disease Month
- National Diabetes Month
- National Family Caregivers Month
- National Georgia Pecan Month
- National Inspirational Role Models Month
- National Pomegranate Month
- National Scholarship Month
- Pancreatic Cancer Awareness Month
- Plum and Pomegranate Month
- Spinach and Squash Month
- [Vegan Month](#)

### Week Celebrations:

- **National Fig Week: 1-7**
- **World Communication Week: 1-7**
- Sherlock Holmes Weekend: 2-4



- National Animal Shelter Appreciation Week: 3-9
- National Rad Tech Week: 3-9



- Give Wildlife A Brake Week: 4-8 (First Week)




- **Drowsy Driving Prevention Week 5-12**
- Geography Awareness Week: 9-15
- World Kindness Week: 10-16

- National Young Reader's Week: 10-14
- National Hunger & Homeless Awareness Week: 15-23
- American Education Week: 17-21
- National Global Entrepreneurship Week: 17-23
- National Farm-City Week: 21-27



- National Bible Week: 23-30
- National Family Week: 24-30
- National Game & Puzzle Week: 24-30



**Daily Celebrations:**

- 1 [All Saint's Day](#)
- 1 [Book Lovers Day](#) - first Saturday of the month
- 2 [All Soul's Day](#)
- 2 [Look for Circles Day](#)



- 2 [Deviled Egg Day](#)
- 3 [Housewife's Day](#)
- 3 [Sandwich Day](#)
- 4 [King Tut Day](#)
- 5 [Gunpowder Day](#)
- 5 [Guy Fawkes Day](#)
- 6 [Marooned without a Compass Day](#)
- 6 [Saxophone Day](#)
- 7 [Bittersweet Chocolate with Almonds Day](#)
- 8 [Cook Something Bold Day](#)
- 8 [Dunce Day](#)
- 9 [Chaos Never Dies Day](#) - you've got that right
- 10 [Forget-Me-Not Day](#)
- 10 [USMC Day](#)
- 11 [Young Readers Day](#) second Tuesday of month
- 11 [Veteran's Day](#)

- 12 [Chicken Soup for the Soul Day](#)
- 13 [National Indian Pudding Day](#)
- 13 [Sadie Hawkins Day](#)
- 13 [World Kindness Day](#)
- 14 [Operating Room Nurse Day](#)
- 15 [Clean Your Refrigerator Day](#)
- 15 [America Recycles Day](#)
- 15 [National Philanthropy Day](#)
- 16 [Button Day](#)
- 16 [Have a Party with Your Bear Day](#)
- 17 [Electronic Greeting Card Day](#) - now who do you think created this day!?
- 17 [Homemade Bread Day](#)
- 17 [Take A Hike Day](#)
- 17 [World Peace Day](#)
- 18 [Occult Day](#)
- 19 [Have a Bad Day Day](#)
- 20 [Great American Smokeout](#)
- 20 [Absurdity Day](#)
- 20 [Beautiful Day](#)
- 20 [Universal Children's Day](#)
- 21 [False Confession Day](#)
- 21 [World Hello Day](#)
- 22 [Go For a Ride Day](#)
- 23 [Black Friday](#)
- 23 [Eat a Cranberry Day](#)
- 23 [National Cashew Day](#)
- 23 [National Adoption Day](#) - Saturday before Thanksgiving
- 25 [National Parfait Day](#)
- 26 [Shopping Reminder Day](#)
- 27 [Thanksgiving](#) - Eat, drink, and be thankful.
- 27 [Pins and Needles Day](#)
- 28 [Make Your Own Head Day](#)
- 28 [Red Planet Day](#)
- 28 [You're Welcome Day](#) - the day after Thanksgiving
- 29 [Buy Nothing Day](#) - always the day after Thanksgiving...does anyone abide by it!?
- 29 [Square Dance Day](#)
- 30 [Stay At Home Because You Are Well Day](#)

**THE BUZZ**

*Note - The Buzz is a biweekly video detailing recent changes and such in Boy Scouting.*



Every employee and volunteer plays an important role in the development and delivery of life-changing experiences to our members. In this Buzz, listen to Wayne Brock and Gary Butler discuss the BSA's transition from a member organization to an experience-oriented organization (EOS).

Click on the picture above or go to:  
<http://www.scouting.org/sitecore/content/InternalCommunications/The%20Buzz.aspx>

**Resources**

To learn more, check out this [EOS brochure](http://scout-wire.org/wp-content/uploads/2014/05/EOS-Brochure-for-Scout-Wire.pdf) .  
 ( <http://scout-wire.org/wp-content/uploads/2014/05/EOS-Brochure-for-Scout-Wire.pdf> )



View more episodes of *The Buzz* on our [YouTube channel](#).

**CUBCAST**



October 2014 -  
 Visual Storytelling Workshops

Every picture tells a story, don't it? And as a parent of one Cub Scout or leader of many, how do you take those fabulous pictures you have of your Cub Scouts doing really fun activities and then use them to recruit new boys into the program? Not only might you be developing a new skill, but you'll also have lots of fun in the process. Click the download button to hear more about this fascinating new initiative.



Check them out on Facebook

**BSA Visual Storytelling Workshops**  
<https://www.facebook.com/bsavisualstorytelling>



And on National's Site:  
**Storytelling Workshops**  
<http://www.scouting.org/storytelling.aspx>

*Commissioner Dave took this course using his "point & shoot" camera and had a blast. He also borrowed a Canon*



*EOS-5D Mark III!! (That is a WOW!!) Put this on your To Do List – They will come and do a weekend course at your council, too!!!*

Listen Hear -

[http://www.scouting.org/filestore/scoutcast/cubcast/201410\\_1/CC\\_Oct\\_Storytelling.mp3](http://www.scouting.org/filestore/scoutcast/cubcast/201410_1/CC_Oct_Storytelling.mp3)

## SCOUTCAST



### October 2014 - Venturing Updates

Why make updates to Venturing? Having just completed his term as one of the national venturing vice presidents, Aaron Parks-Young of Garland, Texas, he knows all about the new updates to an already great program, including some really cool updates to the new and improved awards. And he shares them with Scoutcast!Go to -

Listen Hear -

[http://www.scouting.org/filestore/scoutcast/resources/201410\\_1/SC\\_Oct\\_VenturingUD.mp3](http://www.scouting.org/filestore/scoutcast/resources/201410_1/SC_Oct_VenturingUD.mp3)

*It is possible that by the time you get Baloo's Bugle and click the link, there may be a new Cubcast or Scoutcast posted. Do not worry, all previous Cubcasts and Scoutcasts are available from the home page.*

## BRYAN'S BLOG

Bryan on Scouting is the official blog of Scouting magazine, a Boy Scouts of America publication. Scouting magazine is published five times a year and is received by 1 million registered adult volunteers.

Bryan covers many topics every month. He keeps his Blog current and deals with the latest issues.

Among his articles this past month are (Every title has a hyperlink):

The articles in BLUE are of special interest for Cub Scout Leaders.

- 'What Does the Fox Say?' duo back with knot song
- Have your say in the next generation of Venturing uniforms
- Is there a time limit for completing a merit badge?
- Merit badge pamphlets, leader materials on Kindle
- Seattle Venturing crew attempts to climb Mount McKinley
- NAYLE, BSA's top training for youth, now offered at all 4 high-adventure bases
- **BSA asks Scout units, councils to stop using phrase 'Fun With a Purpose'**

## BRYAN ON SCOUTING

A Blog for the BSA's Adult Leaders

CALENDAR OF NEW MERIT BADGES

CONTACT

VIDEO

ASK THE EXPERT

FORUMS

SCOUTING MAGAZINE

HOME

July 25, 2014 in [International Scouting](#) / [Scouts gather in Curaçao for the 15th Caribbean Jamboree](#)

What's New

- Virtual reality zip line helps suburban Chicago council recruit more Scouts
- **Why every Scout unit needs a STEM Coordinator**
- The coolest council shoulder patches money can't buy
- **Did you know there are two editions of Boys' Life each month?**
- **Sending #X before you drive could save a life, maybe even your own**
- Relive past World Scout Jamborees with *Scouting* magazine covers
- [Print this camping packing list to make sure no item gets left behind](#)
- [Scouts, Venturers and Explorers help open new San Francisco 49ers stadium](#)
- ['Why We Do This': One Scoutmaster's thoughts will inspire you](#)
- [Are there restrictions on ax sizes in Scouting?](#)
- [You can teach a Scout to fish — with proper training](#)
- **[Esquire: 'Are There Still Boy Scouts?'](#)**



September 12, 2014



Esquire magazine profiles the Boy Scouts of America's National President, Robert M. Gates, in its October 2014 issue, on newsstands now. \_

- Enter the NFL Play 60 Super Kid contest, win a trip to the Super Bowl
- Vogue article proves the words 'Eagle Scout' speak volumes
- How do we pick units to cover in Boys' Life and Scouting magazines?
- 2014 Jamboree-on-the-Air, Jamboree-on-the-Internet set for Oct. 18-19
- **Four options for retiring worn-out American flags**
- A beginner's guide to the patrol method
- **Remembering Joan Rivers, a friend of Scouting**  
*September 4, 2014*



Though her comedy was rarely Scout-appropriate, Joan Rivers, who died today at age 81, was a friend of Scouting.

- Be prepared with this emergency preparedness kit
- In the 1960s, the NFL's Minnesota Vikings sponsored an Explorer post
- Merit badge pamphlets, leader materials on Kindle
- **Snack Smart: How four Scout leaders successfully banished junk food**

How can YOU receive Bryan's Blog??

Go to <http://blog.scoutingmagazine.org/> and you can set up to receive E-mails, RSS Feeds, Follow on Twitter, Like them on Facebook, and other stuff.



This is just a picture - not live. Sorry

The one at <http://blog.scoutingmagazine.org/> is live!!!

## Training Topics Hail Den Leaders!

*Bill Smith, the Roundtable Guy*

About a dozen years ago I wrote the following bit about den leaders. I had noticed that pack organization charts always seemed to put den leaders at the very bottom of the hierarchy and I wasn't sure that was where they belonged.

*The program runs on DLs. Do anything to keep them happy and productive. Don't let anyone pile extra duties on them. They are not someone's personal messenger, or delivery boy and especially they are not your wait staff at the Blue and Gold Banquet. Their only job is to lead the dens.*

Leading a den is a tough job! It's a lot tougher than being a Cubmaster, or especially a Scoutmaster. I had those jobs for several years and each was a snap compared to the few months when I filled in for absent den leaders. Those Tuesday afternoons inexorably came around every week and I had to be ready each time with a newly planned program, all sorts of equipment for projects and games and I had to keep track of all the little marks in well-thumbed books or worry about what might be in books that never showed. I've never been a Webelos DL but it seems – at least on paper – to be even tougher. I'm not about to get in line for the job either.

As a Cubmaster, I just had to show up at the neighborhood elementary school once a month and try (not very hard) to make an absolute fool of myself. All I had to do was to wear orange gloves and wave my arms a bit and they would all sing *Tarzan* or *Wetspers*, and then introduce the dens: *Here comes Den Four! They have a new skit for us!*

As a Scoutmaster, I would show up every week to watch our cadre of Patrol Leaders and helpers put on their troop meetings. My only part was to recite one or two BP-like homilies at the end of the meetings. Our monthly campouts were even easier. All I ever did was to sit in my sort of comfortable camp chair, drink a never-ending supply of coffee and watch the boys play the wonderful game of Scouting.

I failed to mention all the help I got from the pack and troop committees. They took care of all the finances, the advancement, got the tour permits and booked the meeting places. They were wonderful for me as a CM or SM.

I'm not so sure that den leaders get that much help from their pack committees. Yet, I truly believe that:

**In Cub Scouting, you're either a den leader  
or your main job is to help den leaders.  
There is no other choice.**

So, who should be helping den leaders?

### Pack Leaders

One of the first things I learned as a Cubmaster was that the success of our pack depended a lot more on den leaders than

on me. I gradually found ways to help dens and den leaders become successful. We made dens the stars of our pack meetings. We protected the DL corps from having extra jobs thrust on them. For example: *let the DLs take care of the product sales or they could serve the food at the Blue and Gold.*

Good Pack Trainers, Treasurers and Committee Chairs can do a lot to ensure that den leaders get the training, funding and support they need to make their programs successful.

Someone in the pack structure should be doing their best to line up assistant DLs and Den Chiefs.

### Commissioners

Most Unit Commissioners totally ignore dens and den leaders even though the conditions of den programs are better indicators of unit health than most other items on their check lists. District Commissioners, as a rule, are even more oblivious to the concerns of den leaders.

### Roundtable

Roundtables can be invaluable to den leaders. Most den leaders require a constant flow of ideas. Den programs consume program items at an alarming rate.

RT provide all sorts of program help on themes, projects and other activities. I have seen lots of talent at dozens of Roundtables I have visited to know they do a great job. I just wish every RT was that good.

### District/Council committees

It is difficult to imagine a Quality District without a lot of successful dens in the majority of the Cub Packs. District and even council committees can help by understanding how their calendars affect den leaders. I've seen some outstanding workshops and theme fairs over the years that provided den leaders with valuable help. Many DLs have reported that their best help came from Pow Wows or Universities of Scouting.

### National programs

The National Council has an excellent track record of providing excellent resources for den leaders. Program Helps, the How-To Book and the CS Leader Book are just loaded with useful information. The current Job Specific training is particularly well done. I sincerely hope that the new organization will be able to maintain this quality.

No tribute to den leaders could be complete without this glorious poem by Julie H. Erickson, Lake Bonneville (now Trapper Trails) Council, Ogden, UT. You can also find it at <https://familysearch.org/photos/stories/1177590>

## I Am a Den Leader.

I am a den leader.

I own a hot glue gun, a ring toss game, an American flag, and a 12 passenger van.

I know all about tour permits, permission slips, and registration forms.

I save bits of string, scraps of lumber, old tin cans, and a whole garage full of newspaper.

I am a den leader.

I get excited over paper sack kites that really fly, boys who remember to bring their books, and first aid kits that finally sell.

I laugh at Boy's Life jokes, cheer for my den kick ball teams, I sing Frankenstein songs at pack meetings, and once wept with a Cub who just found out parents are getting a divorce.

I am a den leader.

I have bribed new Cubs through the Bobcat trail, herded unruly boys along library tours, puffed my way up steep mountain tracks, and panicked when I looked down the other side. I have threatened to quit more than once.

But I am still a den leader

My patch says I'm "trained", but I know I still have a lot to learn from district and council leaders, Cubmasters, other den leaders, and especially my boys.

And I still have one more lesson to teach. I will not give up, especially on any of my boys.

So I am still a den leader.

I like to think there is a special place in heaven reserved for den leaders. Surely, they would have a need for bird feeders and barometers and someone who could love a dirty faced Cub Scout.

I hope when I die there is a hot glue gun plugged in and waiting.

For I am a den leader.

**And a heart-felt thank you to every DEN LEADER, past and present! *Bill.***

\*\*\*\*\*

*Read the following carefully, as the Den Leader's role has increased with the new delivery method. Take good care of your Den Leaders. CD*

## Seven Things I Learned

*Bill Smith, the Roundtable Guy*

Back in those early days when I was the Cubmaster of Pack 28 in Jackson, NJ, I took every Cub leader training available. I learned a lot about what I was supposed to do but there were some important subjects that were never covered in those training courses or covered so lightly and so quickly that I never really noticed how important they were.

These I learned by experience, sometimes by making mistakes but, more often, by heeding the advice of others, adding those things to my repertoire, and then seeing that their recommendations were valid.

Here is the first and, I think, the most important one.

### Protect and Retain Den Leaders.

**The program runs on Den Leaders.** Very quickly, I discovered that most of the real work in our pack was done in the dens. A lot of the advancement, the communication with parents, the den spirit, the building of self esteem, and living the ideals of Scouting take place in the den.

Our job running pack meetings and pack activities was mostly to support and encourage the stuff that was going on in the dens and, through the dens, in the homes. Without the work done in the dens and the boys' homes, we were nothing more than a monthly entertainment show. Only when our show supported and glorified the den achievements, did we become part of Cub Scouting.

**Do anything to keep your DL happy and productive.**

Keeping den leaders is the most important responsibility of all

those who support the Cub Scout program. I began to realize this when I was a new Cubmaster but it really struck home when I was given responsibility for membership of a large metropolitan council. When a den or a den leader fails, Scouting stops for those boys.

A good den leader is precious. To keep good den leaders happy and productive, it's vital that they are, and feel that they are, valuable and successful. Dens and, in reflection their leaders, must shine at pack meetings and pack activities. Den flags, den cheers and den presentations must be the high lights of pack programs.

There are two classes of Cub Scouters: den leaders and those who help them. If you're not one or the other, you probably aren't helping the program much.

**Get the best DL.** Think of your recruiting like the NFL draft or your fantasy ball team. Den leaders should potentially be the stars of your team. Who has the rapport with the boys? Who seems to be imaginative and creative? Who is organized and goal directed? Who might get the cooperation and support of other parents? Who can bring fun and excitement to this den? Choose the best.

**Support your DL.** Make sure they get trained. Sit with them through Fast Start and take them to training so you can be there to answer their questions and give encouragement. The Pack Trainer, the Cubmaster and the Pack Chair, all should be responsible for making sure this happens.

Help them getting assistance. Some den leaders like one or more assistant den leaders who are always there and others seem to prefer a continuation of what went on with Tigers and like a rotation of parental help. In any case, those who help at den meetings should at least go through Fast Start and as much other training as is practicable for your pack.

If at all possible, get them **Den Chiefs** (but more on that in months to come.)

Supply resource material. Your pack budget should cover the costs of at least the Den & Pack Meeting Resource Guide and a copy of the How-To Book for each den. If your leaders have access to the internet, provide them with the URL's of best resources. Build a good back library of Pow Wow books, back issues of Program Helps, other literature and CDs. Above all, get den leaders to your local Roundtable. If you feel your Roundtable needs improvement, rise up and make it better. Remember it's your boys that benefit.

**Don't let anyone pile extra duties on your DL.** They are not someone's personal messenger or delivery boy and especially they are not your wait staff at the Blue and Gold Banquet.

When some new opportunity shows up in a Cub Pack that requires some organizing or record keeping it is customary to say, "Oh, the den leaders can do that." That is courting disaster. There must be someone in every pack who stands firm and protects the dens.

**Provide dens with star opportunities.** Schedule regular spots at pack meetings for dens to perform. Leading ceremonies, acting out skits, leading songs, doing run-ons should make up a lot of your pack meetings. Expect displays of big projects and reports of special activities and go-see-its.

The opportunity to share the spotlight at the monthly pack extravaganza gives dens the incentive to prepare. Without this,

dens often resort to mostly advancement work and den meetings resemble school more than Cub Scouting adventure.

**DL's only job is to lead the den.** Leading a den is a long and tough job. Those Tuesday (or whenever) meeting times inexorably roll around every week, ready or not. The DL has to be ready with games, ceremonies, encouragement, materials, and all the other magic in his/her bag of tricks as the gang in blue burst through the door.

There is a strange belief that anyone can lead a den. People who run round-ups are fond of using that myth so they can collect the applications and go home. Yes, it's easy to run one den meeting for any reasonably able adult who has taken Fast Start and has a copy of the latest program guidance and RT handouts firmly in hand. I have done it on occasion so I can imagine that most people can. However it's not just one meeting. It's years of meetings.

There will be days when thing go badly. There will be the boy who had a bad day at school, the boy being picked by an older sibling, one whose pet gerbil died, or the one whose parent are fighting. There will be times when the big game just doesn't work and day when the material for that fabulous project is just plain wrong. When boys don't bring their books; when parents forget their promises. It only takes a few of these –say the four in November – to make a DL question why on earth are we doing this anyway.

Yet, the best den leaders I have met (and I have met hundreds) revel in what they have accomplished. They have indelibly shaped the minds and spirits of each one of that gang in blue. I think that Julie Erickson described it best in her wonderful poem [\*I Am A Den Leader\*](#).

I do wish that the only time den leaders quit before their boys cross over to troops is when they have won the lottery jack pot and have retired to Tahiti to bask in the sun and sip cold drinks. They deserve it.

## Roundtable Note

For the RT article (or elsewhere, you can put a note that the RT Planning Guide Task Force has been formed and the begun working on the 2014-2015 issue in September. Suggestions and comments can be sent to Dan Maxfield. His E-mail is [dmaxfil@yahoo.com](mailto:dmaxfil@yahoo.com)

We are particularly looking for new Big Rocks topics and Cub Scout and Boy Scout Interest Topics. Please end your ideas to Dan.

We have a team with 6 excellent volunteers ready to go on the Cub Scout RT Planning Guide.

Dan is the RT member of Tico's National Support Staff

Insert picture (from The Commissioner) if you wish



## **THOUGHTFUL ITEMS FOR SCOUTERS**

*Thanks to Scouter Jim from Bountiful, Utah, who prepares this section of Baloo for us each month. You can reach him at [bobwhitejonz@juno.com](mailto:bobwhitejonz@juno.com) or through the link to write Baloo on [www.usscouts.org](http://www.usscouts.org). CD*

### **Prayer**

Our great Father of all children of earth, we thank thee for the bounty which you have bestowed upon us. Please let our voices be heard as we work to improve the world and help our brothers and sisters here on earth as we give goodwill. Amen.

The one who dies with the largest family wins.  
[Scottie Somers](#)

**Spread Goodwill**  
**Scouter Jim, Bountiful, UT**

It is more difficult to accept goodwill than it is to give it. We time this year in a Children's Hospital with our son. While there, we were

introduced to the Forever Young Zone and the Ronald McDonald Family Rooms.

The Forever Young is a place where children can just forget they are in a hospital and enjoy fun in a room donated by NFL Hall of Fame Quarterback, Steve Young. The entrance is adorned with signed jerseys and mementoes of the donor's career.

The Ronald McDonald Family Room is a place where parents and families of hospitalized children can go to escape the environment of the hospital. It contains a stocked pantry and kitchen where food can be prepared and eaten. It has a fireplace and television to allow the family to spend some time together. It has a bank of computers, so family members can keep in touch with friends and family and let them know what is going on. It also has a row of reclining chairs, to look out the windows of the hospital across the valley below.

While we were taking some time in the family room, a young man came in with his mother and an Eagle Project form. His eagle project was to provide a dinner meal for the families of the children in the hospital in the Ronald McDonald Family room, part of an Adopt a Meal program. Even in a hospital, Scouting is reaching out to me. I just cannot escape it.

While in the Family Room, we noticed a sign reminding us that we could link our Kroger Community Rewards card to the Ronald McDonald Charities, and the Kroger Company would make donations to both the Ronald McDonald Charities supporting Ronald McDonald Houses and Family Rooms at hospitals in North America. We shop at one of the Kroger Company chains and it was one small way we could help others and spread goodwill.

### **Quotations**

Justice and goodwill will outlast passion. [James A. Garfield](#)

*Quotations contain the wisdom of the ages, and are a great source of inspiration for Cubmaster's minutes,*



*material for an advancement ceremony or an insightful addition to a Pack Meeting program cover*

How I wish that somewhere there existed an island for those who are wise and of good will.

[Albert Einstein](#)

Nothing that I can do will change the structure of the universe. But maybe, by raising my voice I can help the greatest of all causes - goodwill among men and peace on earth. [Albert Einstein](#)

You cannot do a kindness too soon, for you never know how soon it will be too late. [Ralph Waldo Emerson](#)

Christmas is not a time nor a season, but a state of mind. To cherish peace and goodwill, to be plenteous in mercy, is to have the real spirit of Christmas. [Calvin Coolidge](#)

We can work together for a better world with men and women of goodwill, those who radiate the intrinsic goodness of humankind. [Wangari Maathai](#)

Goodwill is the one and only asset that competition cannot undersell or destroy. [Ludwig Borne](#)

Love is the most powerful tool one can use to overcome adversity; fear introduces you to new pastures. [Scottie Somers](#)

Blend equal parts of Faith and Hope mixed well with Charity; Stir in Good Will and Sweet Content and Precious Memory. Add Kindness, Helpfulness and Joy; of Gratitude don't spare; Then drop by drop Love's Essence sweet, and Praises freely share. And don't forget such spices rare as Laughter, Smiles and Fun, Taste often for the best results, ('Tis sweet to mince upon). Now add a Thankful Heart and then, the recipe's complete, Your "Merry Christmas" all will like ... so try the season's treat. [Esther Lloyd Dauber](#)

## **Jon Steven Young**

The principle is completing against yourself. It's about self-improvement, and being better than you were the day before. [Steve Young](#)

Most young men of Cub Scout age have professional athletes they would like to become. Many of these professional athletes are not worthy of such adulation and respect, but some are and this month's biography is about one of those.

Jon Steven Young was born in Salt Lake City Utah on 11 October 1961. He attended Greenwich High School in Greenwich, Connecticut. His senior year in high school, he was co-captain of the football, basketball and baseball teams.

He attended Brigham Young University where he found himself as back-up to future NFL Hall of Fame quarterback Jim McMahon. The coaching staff considered switching Steve to defensive back because of his athleticism, but he work to improve his passing skills and eventually succeeded McMahon as quarterback. His senior year at BYU the team finished with an impressive 11-1 record and Steve finished second in the Heisman Trophy voting.

In 1984, Steve Young signed with the Los Angeles Express of the United States Football league, but only played two years before the league ceased operations. In 1985, Steve Young signed to play with the Tampa Bay Buccaneers. Young struggle with the team and was traded in 1987 to the San Francisco 49er to back up Joe Montana. Once again, Steve Young found himself playing second string behind a legend.

It wasn't until Joe Montana suffered an injury in pre-season that Young got his chance to lead. Midway through the season, struggling with a 4-4 record, Young went down with an injury and was replace with backup Steve Bono. Bono lead the team to five victories and was awarded the starting job over Young.

In 1993 at his own request, Joe Montana was traded to the Kansas City Chiefs and Steve Young finally earned the starting job in San Francisco. After struggle to finish his first season as started, Steve Young led the 49ers to a Super Bowl win the next season and earned the Super Bowl MVP.

After his football career, Steve Young returned to BYU to receive a Juris Doctor from the J. Ruben Clark Law School.

Steve Young has spent much time in philanthropy and founded the Forever Young Foundation which serves children facing physical, emotional and financial challenges by providing academic, athletic and therapeutic opportunities.

## DEN MEETINGS



### Neckerchief Slides

From: Brian Kale:

Citizenship is the November Core Value (so October Roundtable). I have taught University of Scouting courses over several years on Citizenship in Cub Scout (plus I am the founder of the Youth Patriotism Awards program - nationwide program dedicated to youth 6-18).

I thought I would post my slides from the University of Scouting course so that everyone could use in whatever way they needed...

<https://dl.dropboxusercontent.com/u/26431434/UoS2011%20CUB129%20Citizenship%20in%20Cub%20Scouting.ppt>

#### Turkey Neckerchief Slide

*Inspired from a pin my daughter brought home from preschool in 1989!*

*Betsy O, Northwest Texas Council*



#### Materials:

- ✓ 3 5/8" wooden craft spoon
- ✓ Scraps of red and orange fun foam or felt
- ✓ Wiggle eyes
- ✓ 3 artificial fall leaves
- ✓ Brown paint



- ✓ 1/2 chenille stem or 3/4" PVC ring

#### Tools:

- Paintbrush
- Scissors
- Glue
- Loaded glue gun
- Sharpie Marker

#### To make the "turkey" slide:

1. Paint the small wooden spoon; let dry
2. Cut out beak and red wattle, Glue beak, wattle and eyes to the "face" of the turkey.
3. Glue the three leaves in a "fan" to the back of the turkey.
4. Glue the PVC ring through the leaves to the wooden spoon.
5. Put your name and date on the back and enjoy!



## TIGER

*Wendy, Chief Seattle Council*

#### Den Meeting #5:

##### DO: Faith Character Connection

**Ach. #5F** Watch the Weather Outside

**Ach. #5G** Take a Hike with Your Den

- ♣ Magnifying glasses and binoculars can make hikes more interesting for the boys.
- ♣ Folks that live in cooler climates might want to do their hiking in early October, before it gets too cold, and there are still leaves to collect.
- ♣ Magnifying glasses and binoculars can make hikes more interesting for the boys.

**Ach. #5D** Make a Leaf Rubbing

- ♣ Leaf rubbings made with metallic crayons on black paper look especially cool.

**El. #6** Teach a Song to Your Den

#### Den Meeting #6:

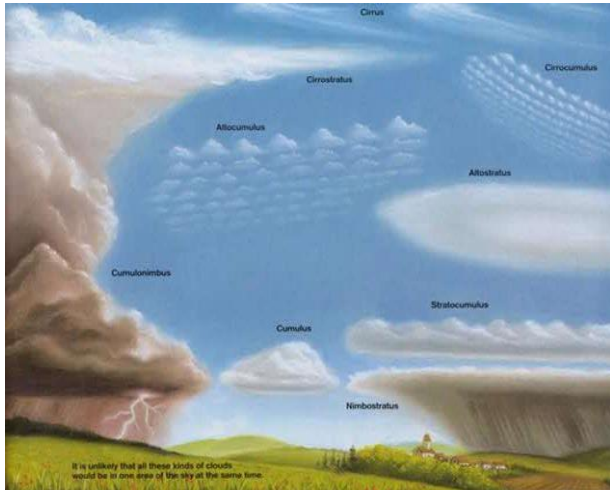
**DO: Ach. #2D** Citizenship Character Connection

**Ach. #2F** Look at Community Map with Adult Partner

**Ach. #4D** Tell it Like it Isn't

**HA: Ach. #4F** Meal Conversation

### Weather Ideas



### Snowball Fight

Designate an area and determine the turf for each of the teams. This can be halves of a room or even quarters of a room. Provide old newspapers or scrap 8½ x 11" copy paper to each team with instructions that they are to crumple them up, piece by piece (you may want to pre-tear the pages in half) to make snowballs and then throw them at another team. After a set time, the team with the least number of snowballs on their turf is the winner. Everyone helps clean up and make sure they all wash the newsprint off their hands!

### Big Wind Blows

*2007 Cub Scout Program Helps*

Boys form a large circle sitting arm's length apart. One person is chosen to be the wind and stands in the center of the circle. The game begins when the boy in the middle acts like the wind (by turning in a circle and waving his arms) and says "The big wind blows ..." Then he must add a description of something true about himself, such as, "The big wind blows everyone who has blue eyes." Everyone who has blue eyes, including the wind, must stand up and run across the circle to a position that is now empty on the other side. Upon reaching that spot, they sit down. One person will be left over; he is now the wind and the game continues. There is no winner or loser, just a lot of fun.

### If It's Raining

*New Birth of Freedom Council*  
(Tune: If you're Happy)

If it's raining and you know it clap your hands (Clap,Clap)

If it's raining and you know it clap your hands (Clap,Clap)

If it's raining and you know it then your clothes will surely show it

If it's raining and you know it clap your hands (Clap,Clap)

If the mud is only knee deep, stamp your feet (Stamp, Stamp)

If the mud is only knee deep, stamp your feet (Stamp, Stamp)

If the mud is only knee deep, and you wish that it were hip deep

If the mud is only knee deep, stamp your feet (Stamp, Stamp)

If the wind is really blowing, shake your head (Shake, Shake)

If the wind is really blowing, shake your head (Shake, Shake)

If the wind is really blowing, and your hairstyle, it is going

If the wind is really blowing, shake your head (Shake, Shake)

If the temperature is falling, rub your hands (Rub, Rub)

If the temperature is falling, rub your hands (Rub, Rub)

If the temperature is falling, and your spirits are appalling

If the temperature is falling, rub your hands (Rub, Rub)

### Pudding In A Cloud

#### Ingredients

- 2C Thawed Cool Whip, non-dairy -whipped topping
- 1 package (4 serving size) Jell-o chocolate instant pudding
- 2C Cold milk

#### Directions

- ✓ Spoon 1/3 cup of whipped topping into each of six dessert glasses.
- ✓ Using back of spoon, make depression in center and spread topping up sides of glass.
- ✓ Prepare pudding with milk as directed on package. Spoon pudding into glasses.
- ✓ Chill
- ✓ Makes 6 servings.

### Chocolate Thunder Cake

#### Ingredients

- 1 Chocolate cake box mix
- 1 12-16 oz. jar hot fudge ice cream topping
- 1 12-16 oz jar caramel ice cream topping
- 1 12 oz. cool whip Snickers bars

#### Directions

- ✓ Bake cake according to box directions.
- ✓ As soon as it comes out of the oven, poke holes in it with a wooden spoon handle.
- ✓ Melt each of the ice cream toppings and pour over hot cake.
- ✓ Let cool completely.
- ✓ Top with Cool Whip and cut up Snickers bars.

For more Weather related treats -

<http://usscouts.org/usscouts/bbugle/bb0203.pdf>  
'02 "Forces of Nature" Baloo's Bugle p. 15-16.



### Weather Belt Loop Requirements

<http://usscouts.org/advance/cubscout/academics/weather.asp>



1. Make a poster that shows and explains the water cycle.
2. Set up a simple weather station to record rainfall, temperature, air pressure or evaporation for one week.
3. Watch the weather forecast on a local television station.

### Outline for presenting and earning the Weather Belt Loop

The following is an outline for presenting the material for the Weather Belt Loop over a two week period. Completing these meetings and the home activities will allow each Scout to earn the Weather Belt Loop. If a Scout shows further interest, have him consider earning the Weather Academics Pin.

#### Week 1

- ✓ Use the Weather Word Search puzzle as a gathering activity.
- ✓ Introduce the requirements for the Weather Belt Loop.
- ✓ Present and explain the water cycle. Have each Scout create a poster illustrating the water cycle.
- ✓ Have each scout create one of the weather experiments or instruments in the Activities section.
- ✓ Assign experiments to be completed by the next meeting.

#### Week 2

- ✓ Use the Water Cycle handout and Water Match Puzzle as a gathering activity.
- ✓ Have Scouts share and discuss what they learned from watching the local weather report.
- ✓ Have Scouts share and discuss what they learned from the experiment they performed at home.
- ✓ Review the Water Cycle.
- ✓ Have each scout create another weather experiment or instrument.

#### For more weather ideas, see:

- ✓ <http://usscouts.org/usscouts/bbugle/bb0203.pdf> '02 Baloo's Bugle "Forces of Nature" p. 5-7.
- ✓ <http://usscouts.org/usscouts/bbugle/bb0702.pdf> '07 Baloo "Baloo Skies" p. 20-27.
- ✓ <http://www.macscouter.com/CubScouts/PowWow02/April02.pdf> Santa Clara "Forces of Nature"

#### Tree Ideas



#### Leaf Blower

*Sam Houston Area Council*

- Have the Cub Scouts get into two teams.
- Each Cub Scout will need a leaf and will need his own straw.
- As a relay, each boy will blow their leaf across a table.
- The first team that has all of its players successfully blow their leaves to the other side of the table wins.
- This could also be a team effort and a chance for some cooperation.

#### Meet a Tree

*2008 Cub Scout Program Helps*

Work in pairs. Blindfold your partner and lead him through the forest to any tree. Ask the blindfolded Cub Scout to feel the tree so that he can identify it later without his blindfold. After several minutes, walk him back to the starting place and remove the blindfold. Now the Cub Scout must find the tree he explored.

#### Bug on Leaf Tie Slide:

*Liz, Chief Seattle Council*

Hot glue plastic bug to artificial leaf. Hot glue small stretchy ponytail holder to back of leaf for ring



#### Leaf Creatures





**Materials:** A variety of leaves, paper, clear drying glue.

**Directions:**

- Collect different types of leaves. (The more shapes and sizes of leaves you collect, the more fun you will have making different types of creatures.)
- Put the leaves in a book (a thick telephone book works best), and let dry for about a week.
- Glue leaves to paper.
- Draw legs, eyes, etc.

**More Tree Ideas -**

<http://usscouts.org/bbugle/bb0804.pdf>

**Hiking Ideas**

**Touch And Feel Hike**

*Baloo's Bugle '09 "Leave Nothing but Footprints"*

**NOTE: It's important to leave things where they belong in the environment**

1. Group leader takes kids for a walk, giving the following direction at intervals along the walk. (Kids should work in small groups for comparisons can be made on-the spot without taking samples.)

- ☺ Find the hairiest leaf around
- ☺ Find the softest leaf around
- ☺ Find the smoothest rock
- ☺ Find the roughest twig
- ☺ Find something cool
- ☺ Find something warm
- ☺ Find something dry
- ☺ Find something bumpy

2. Ask:

- ☺ What did you find that was dry, cool, etc.?
- ☺ Why was it dry, cool, etc.?
- ☺ How might these be different tonight?
- ☺ Next summer/winter?
- ☺ How did it get there?

**Letterboxing:**

Letterboxing is a fun activity that combines hiking with treasure hunt clues. The reward is finding a box with a stamp. Use the stamp from the box to make an image in your personal letterboxing book. Use your own personal stamp to leave your mark in the letterboxing log.

For more information, go to:  
<http://www.letterboxing.org/>, or  
<http://www.atlasquest.com/>

Mini Book for letterboxing:

[http://www.shininghours.com/creating/one\\_sheet\\_8\\_pages!.htm](http://www.shininghours.com/creating/one_sheet_8_pages!.htm)

**Treats:**

Make some GORP for hiking: mix good old raisins, peanuts (if no allergies), cereal, small candies, etc. in zipper baggies.

**More Hiking Ideas**

<http://usscouts.org/bbugle/bb0904.pdf>

**Flag Ideas**

**American Flag Postage Stamp Tie Slide**



- ✓ Glue stamp to corrugated cardboard rectangle.
- ✓ Glue the cardboard rectangle to a second cardboard rectangle, making sure that the corrugations are running horizontally.
- ✓ Decorate cardboard if desired.
- ✓ To make a ring for the tie slide, push half a chenille stem through the middle corrugation, and wrap ends around each other to make a ring.
- ✓ The 2 layers of cardboard make the tie slide sturdier.

**Star Bean Bag Toss Game**



- ✓ Using masking tape, make a 5 point star on the floor with five 2' strips of tape.
- ✓ Write point values on small strips of tape, and position within the various star sections.
- ✓ Smaller star sections should be worth more than larger sections.
- ✓ Boys toss bean bags, or sock balls onto star for points.
- ✓ To make sock balls, stuff one sock inside the other.
- ✓ Red, white, and blue sock balls would be especially appropriate.

**Crispy Cheese Stars**



- ✓ Heat the oven to 350°.
- ✓ Use a large cookie cutter to cut out stars from flour tortillas (about 5 per 10-inch tortilla).
- ✓ It's easy for kids to do if you use a rolling pin to roll back and forth over the cutter.
- ✓ Bake the stars on a foil-covered cookie sheet for 5 minutes.
- ✓ Use a small cookie cutter to cut out an equal number of cheese stars from the sliced cheese and place them atop the tortilla ones.
- ✓ Bake the stars for 2 more minutes or so until the cheese melts.

- ✓ Sprinkle the stars with chili powder or paprika and let them cool before serving.

**Map Ideas**  
**Tiger Ach. #2f**



Magnetic Map

Draw and color a car, and a community map on cardstock. The car should be small enough to fit on the roads. Cut out the car, and tape a paper clip to the back, with some of the paper clip showing at the front of the car. (This makes it easier for the magnet to work.) Put the car on the map. Glue a strong magnet to the end of a craft stick. Hold it under the map where the car is. As you move the stick, the car will move with it. Drive the car around town. If desired, create people, buses, trains, boats, animals, and other moveable objects. Tape a paper clip to the back of each, and move them around the town, too.

- From “Fun to Make Crafts for Everyday” by Boyd’s Mill Press+

**Mealtime Conversation Starters**  
**Tiger Ach. #4f**

Write the following questions on strips of paper. Fold them up, and put them in a jar. Have a family member choose a question from the jar. Each family member takes a turn answering the question.

- What is the funniest thing that you heard or saw today?
- What is the best thing that happened today?
- What is the most exciting thing that happened today?
- What is something interesting you learned today?
- What is the nicest thing someone did that you saw or heard about today?


Article on the importance of helping kids learn good conversation skills:  
<http://familyfun.go.com/holidays/teaching-children-the-art-of-good-conversation-701388/>



**Thanksgiving Conversation Starter Questions**

- <http://familyfun.go.com/crafts/grateful-conversations-940494/>
- <http://familyfun.go.com/printables/conversation-starters-for-thanksgiving-dinner-704315/>

**And for even more ideas -**



- Tree Ideas - p. 4 - 9-12.
- Hiking ideas: p. 4 - 2-4.



**WOLF**

Wolves are working on Ach. #4, Ach. #9 this month.

**Meeting #5**

**DO:**

- Ach. #4f Visit an important place in your community, such as a government or historic location.
- Ach. #9d Practice good rules of street and road safety.
- Ach. #9e Discuss bike safety rules.
- Ach. #9b Discuss home safety rules and home hazards.

**VERIFY**

Ach. #3a Health Chart

**HOME ASSIGNMENT:**

Ach. #9a, b,c,d,e;

Ach. #4c,d.

Collect stories for Ach. #7e.

### Meeting #6

#### DO:

Ach. #4a Make an emergency Phone Number list. Post it by each phone in your house. Update it often.

Ach. #4b Tell what to do if someone comes to the door and wants to come in.

Ach. #4c Tell what to do if someone calls on the phone.

Ach. #4d when you and your family leave home, remember to El. #9b or c Make a gift or toy: picture frame.

El. #11a Learn and sing the first and last verses of "America." *Could do this as part of the den opening or closing*

#### VERIFY

Ach. #9 b-d

Ach. #4c,d.

#### HOME ASSIGNMENT:

Ach. #4e

You might want to create 4 stations for Ach. #4a-fd. Divide the boys into 4 groups, and rotate them through the stations.

### Home Safety Ideas

Home Hazard Hunt: Deliberately set up hazards as listed in Wolf Ach. #9b around your meeting area. Lead the boys around the area, and have them write down all the hazards they can see. Lead them around a second time. Show them all the hazards, discuss them, and how to make things safe.

#### Fire Safety Ideas

**Games:** 2005 Baloo's Bugle "To the Rescue" p. 17-20.

<http://usscouts.org/usscouts/bbugle/bb0509.pdf>

2001 Santa Clara "Home Town Heroes" p. 15.

<http://www.macscouter.com/CubScouts/PowWow01/Nov01.pdf>

2010 Baloo "Responsibility" p. 14-15.

#### Fireman Relay

*San Gabriel, Long Beach Area, Verdugo Hills Councils*

- ✓ You will need a set of Dad's old clothes (or big boots, pants, and suspenders), a bucket and a log for each team.
- ✓ Put blue or white crepe paper streamers 2 to 3 feet long in each fire bucket.
- ✓ Players form two teams.
- ✓ First player puts on a "fireman's suit" (old clothes) on top of his own.
- ✓ He picks up a bucket and runs to a spot about twenty feet away where a log represents a "fire."
- ✓ He pours the "water" (streamers) on the fire, refills the bucket (replaces streamers), and runs back to his team.

- ✓ He takes off his "fireman's suit" and gives it to the next player. The team that finishes first is the winner.

#### Fireman, Save My Child

*San Gabriel, Long Beach Area, Verdugo Hills Councils*

- ✓ You will need a drinking straw for each player.
- ✓ Cut paper (the children) into squares of various sizes (2" to 4" square). Or cut pictures of children out of magazines and newspaper ads.
- ✓ The players are divided into two teams.
- ✓ Scatter paper squares on a table, about 15 to 20 feet away from the start line.
- ✓ Place a container for each team about 10-15 feet from the table (the course is like a triangle).
- ✓ On signal, the first player from each team runs to the table with his straw and picks up a square by sucking up the paper against his straw.
- ✓ While holding the square this way, each player runs to his respective container and deposits his paper in it.
- ✓ If he drops the square on his way, he must stop and pick it up by sucking it up with his straw.
- ✓ Run this relay style or set a time limit and let everyone play at the same time. When done count the square pieces in the containers.

#### Fire Fighter Games & Crafts:

[http://www.amazingmoms.com/htm/party\\_firefighterparty.htm](http://www.amazingmoms.com/htm/party_firefighterparty.htm)

<http://familyfun.go.com/parties/birthday/feature/famf58birthday/famf58birthday2.html>

Fire Fighter Hat:

[http://www.makingfriends.com/firemans\\_hat.htm](http://www.makingfriends.com/firemans_hat.htm)

#### Pencil Holder and/or Desk Set

*Alice, Golden Empire Council*



Pencil holders can be made from any round or square container that is tall enough to hold pencils, pens & scissors – this one is simply covered with wrapping paper or even contact paper, with a cute sign added. But boys could also cover a can or frozen juice container by gluing yarn or even rocks around the outside. If you use yarn or paper, finish

with several coats of white glue diluted with water to protect the covering.

If you want to make a desk set, you can also make small containers to hold paper clips, etc.

A desk mat can be made of a piece of cardboard covered with matching paper.

You could also make a matching picture frame, using cardboard and the same covering technique and materials.

#### Fire- Triangle Experiment

*Baltimore Area Council*

□ Fire requires three things: air, fuel, and heat. Take away any one and the fire goes out. Demonstrate this with a wooden match and bottle.



□ Have a Cub Scout (or a parent at the Den Meeting) strike a match (creating heat by friction). Let it burn a moment (using oxygen to burn the wood or fuel), and then drop it into the bottle and place his hand over the top. This cuts off the oxygen and the hatch goes out even though there is still plenty of fuel.

□ Have a Cub Scout strike a match and dip it into a glass of water. The water cuts off the air and cools the fuel, extinguishing the fire even quicker

**Songs** (EI #6): 2005 Baloo's Bugle "To the Rescue" p. 20-22.  
<http://usscouts.org/usscouts/bbugle/bb0509.pdf>

**Treats:**

2005 Baloo's Bugle "To the Rescue" p. 22.  
<http://usscouts.org/usscouts/bbugle/bb0509.pdf>

**Fire Safety Websites:**

For Kids  
<http://www.usfa.dhs.gov/kids/flash.shtm>

For leaders: <http://www.usfa.dhs.gov/kids/parents-teachers/resources.shtm>

**Biking Ideas**

Bicycling Belt Loop & Pin:  
<http://usscouts.org/advance/cubscout/sports/bicycling.asp>

**Gathering Games & Activities:**  
<http://usscouts.org/usscouts/bbugle/bb0705.pdf> "Wheel into Summer" p.7-8.

**Games:** How To Book p. 3—11-13.  
<http://usscouts.org/usscouts/bbugle/bb0705.pdf> '07 "Wheel into Summer" p.30.

**Bike Rodeo:**  
<http://usscouts.org/usscouts/bbugle/bb0705.pdf> '07 "Wheel into Summer" p. 21-22.

**Road Signs:**  
<http://jas.familyfun.go.com/artscrafts?page=CraftDisplay&craftid=11125>

**Bike Safety:**  
<http://usscouts.org/usscouts/bbugle/bb0705.pdf> '07 "Wheel into Summer" p.25-7.

From: [www.cpsc.gov](http://www.cpsc.gov)  
 Do you know the correct way to wear a helmet?

Wear the helmet flat atop your head, not tilted back at an angle! Make sure the helmet fits snugly and does not obstruct your field of vision. Make sure the chin strap fits securely and that the buckle stays fastened.

Check our **recall link** to make sure your bicycle helmet has not been recalled.

**Treats:** <http://usscouts.org/usscouts/bbugle/bb0705.pdf> '07 "Wheel into Summer" p.32-34.

**Bike Bling:**  
<http://jas.familyfun.go.com/artscrafts?page=CraftDisplay&craftid=10104>



Decorate bike or scooter handlebars with plastic surveyor's tape, or with strips of plastic cut from plastic tablecloths, grocery, or garbage bags.



**Embossed Pop Can License Plates** (variation on license plates in '07-'08 Program Helps Jan. p. 10)

Cut the tops and bottoms off pop cans with scissors. Cut up the long side of the cylinder. This will yield a curled rectangle of aluminum. Flatten the aluminum by pulling it gently over the corner of a table or counter. If you scrub off the color with steel wool, the boys will have an easier time seeing their embossed design when they work on the back side of the aluminum.

Draw numbers and letters with a ball point pen, orange stick, or embossing tool, pushing hard. To raise the numbers and letters, (mountain), work on the back side (colored side) of the aluminum. To create an indented line around the numbers and letters, work on the front of the

aluminum (valley). The raised portions of the plate will look best if they are outlined by indented (valley) lines.

Boys can create fun abbreviations:

GR8= Great

2Fun = Too fun

4tun8 = Fortunate

Instead of drawing numbers & letters, the boys could draw pictures on their decorator plates.

Color the plates using permanent markers.

*(Wendy, Chief Seattle Council)*

**Picture Frame Ideas** (den meeting #6)



<http://www.makingfriends.com/photos.htm>



Rolled Paper Frame: <http://familyfun.go.com/crafts/tubular-frame-663819/>

Craft stick & Star Frame: look below in the Value section.



Aluminum Foil Picture Frames

Cut a picture frame out of corrugated cardboard. Draw simple shapes on a thin cardboard box (like a cereal box), and cut out. Glue the shapes to the frame. Draw designs on the frame using a thick bead of white glue. (Boys might want to draw designs first using a pencil, then go over the design with white glue.) You can also experiment with adding

more texture by cutting shapes out of corrugated cardboard and removing the paper from one side; punching holes in the thin cardboard shapes; or gluing mesh cut from vegetable/fruit bags to the shapes.

When the glue is completely dry, cover the frame with aluminum foil. (White glue designs will take several hours to dry completely.) Using your fingers, push the foil tightly around the shapes. Rub the foil covering the textured shapes with your fingers to create an embossed metal look.

To decorate the frames, choose one of the following methods: 1. Using a paper towel, dab black acrylic paint on the foil, and let it sit for a few minutes. Then lightly wipe some of the paint off to create an antique silver look. 2. Color the frame using permanent markers.

Glue a triangle cut from a thin card board box to the back of the picture frame so the frame will stand up.

**Science Articles** (conservation stories for Ach. #7e):

<http://www.sciencenewsforkids.org/pages/search.asp?catid=7>

<http://kids.nationalgeographic.com/kids/>



**BEAR**



**Core Value - Citizenship**

**Bear Achievements:**

**Meeting Plan** 7 Achievement # 9 a, b, d, & e

8 Achievement # 11 a, b, c, d, e & g

9 Achievement # 15 b & 16a, b, c,

# 13 a, b, c, d, e, f, & g

### Meeting Plan 7

Achievement #9 a, b, d, & e

You can spread these activities over several den meetings, using the food you make for meeting snacks.

#9a Here are some ideas **if there is no oven** where you meet:

1. You can make the cookie dough & decorate the cookies for sugar cookies with the boys in den & take them home to bake later (*without the boys*). Then bring them to the next den meeting for the snack.
2. If you have a hot plate or hot pot you can make **no-bake cookies**. (*Do this first in your meeting- so the plate/pot has time to cool before you have to pack it up to go home*). If anyone is allergic to peanuts: cashew butter or almond butter is a tasty substitute for peanut butter.

Or 3. **Jodie's No Bake Deluxe Hamburger Cookies**



#### Ingredients

- 24 vanilla wafer cookies
- 12 small peppermint patties
- 4 drops green food coloring
- 12 medium green gumdrops, sliced
- 2 tablespoons sesame seeds
- 4 small rolls of apricot fruit leather
- 1/2 cup flaked coconut

#### Directions

1. Place coconut & food coloring in a bowl w/ a lid. Shake till all coconut is covered. Set aside.
2. Place 12 vanilla wafers flat side up on a cookie sheet. Place peppermint patties on top of wafers.
3. Take Fruit roll-ups & cut into squares. Place on top of the all of the patties to look like cheese. Then place sliced gumdrops on the top. Add coconut.
4. Place wafers over the coconut. W/ a small kitchen brush lightly paint a VERY small amt of water on cookie tops. Finally shake or sprinkle a small amt of sesame seeds over wafers.

#### For other recipes try:

<http://allrecipes.com/Search/Recipes.aspx?WithTerm=no+bake+cookies>

<http://www.foodnetwork.com/search/no-bake-cookies/results.do>

<http://www.cooksrecipes.com/cookies/no-bake-cookie-recipes.html>



**9b Look for fun & easy snacks for the den to make.** Some ideas are fruit smoothies, yogurt parfaits, or even a no bake pumpkin pie!

### BERRY SMOOTHIES.

#### Ingredients:

- 1-1/2 cups dark sweet frozen cherries (pitted, unsweetened)
- 1/2 cup frozen blueberries
- 1 cup non-fat vanilla soy milk
- 1 Tbsp. frozen lemonade concentrate
- 1/2 cup low-fat lemon yogurt

#### Directions:

1. Place frozen cherries & blueberries in the bottom of a blender.
2. Top w/ vanilla soy milk.
3. Add remaining ingredients.
4. Puree until smooth.



### YOGURT PARFAIT

#### Ingredients

- 3 cups vanilla yogurt
- 1 cup strawberries in juice
- 1 pint another berry (blueberries, blackberries, raspberries, etc...)
- 1 cup granola

#### Directions

Layer 1/3 cup vanilla yogurt on the bottom of 4 glasses. Combine berries. Alternate layers of fruit & granola w/ yogurt until glasses are filled to the top. Serve immediately (*to keep granola crunchy*).



### INDIVIDUAL NO BAKE PUMPKIN PIE

Graham cracker crumbs

2 tablespoons canned pumpkin



1 tablespoon marshmallow cream  
 1 tablespoon prepared whipped topping  
 Sprinkle of cinnamon

Put the graham cracker crumbs in the bottom of a small bowl or individual sized pie tin. In cup/mix all of the other ingredients together & pour onto the crumb crust. It is ready to eat, refrigerate or freeze.

See this site (*or those above*) for more ideas.  
<http://www.kidactivities.net/category/Holidays-Thanksgiving-Snacks.aspx>

**#9d While you are making your snack discuss junk food.** Then the boys can make a list of junk foods that they eat.



**#9e Making trail mix** can be fun (*I like to do this & then take the boys on a city hike, to eat our snack*). Trail mix is great because you can use what you already have in your cabinets (cereal, nuts, shelled sunflower or shelled pumpkin seeds, raisins, dried cranberries, dried fruits, chocolate chips, mini-pretzels, small crackers, etc...). Take a variety & **let the boys make their own customized trail mix.**



### Food jokes

What do you call cheese that isn't yours?

Nacho cheese!

What day does a hamburger hate the most?

Fry day!

What do you call a fake noodle?

An impasta!

A mushroom went to a party. Everyone said, "Hey you can't come in here!" He said,

"Why not? I'm a fungi!"

How does the gingerbread man make his bed?

With cookie sheets!

What kind of vegetable do you not want to have on a boat?

Leeks.

For more jokes see: <http://www.jokesbykids.com>

### **Meeting Plan 8**

Achievement # 11 a, b, c, d, e & g

If you want **craft** ideas for making small **first aid kits**, you can see the August 2012 Baloo's Bugle p.62.

The boys really enjoy acting out the "be ready" scenes. Props you may want to take:

11a a blanket;

11b a sweater; a long stick; an empty 2 liter pop bottle w/ lid (*I saw a rescue lesson that dumped a milk jug out, replaced the lid, & used that as a floatation device to calm & aid the drowner*).

### **Science Fun: Fire Triangle Experiment**




#### *From the Baltimore Area Council*

- Fire requires 3 things: air, fuel, & heat. Take away any 1 & the fire goes out.
- Demonstrate this w/ a wooden match & bottle. Have a Cub Scout strike a match (*creating heat by friction*). Let it burn a moment (*using oxygen to burn the wood or fuel*), and then drop it into the bottle & place his hand over the top. This cuts off the oxygen & the match goes out even though there is still plenty of fuel.
- Demonstrate this with a wooden match & a glass of water. Have a Cub Scout strike a match and dip it into a glass of water. The water cuts off the air & cools the fuel, extinguishing the fire even quicker

#### **Fire Safety Websites:**

- For Kids [www.usfa.dhs.gov/kids/flash.shtm](http://www.usfa.dhs.gov/kids/flash.shtm)
- For leaders: <http://www.usfa.fema.gov/kids/>



Free Kids Firetruck Foldup Activity Sheet can be found here  
<https://apps.usfa.fema.gov/publications/display.cfm?id=913>



©Enchanted Learning.com

**Fire Truck Snack**

**Ingredients:**

- Graham crackers (1 1/2 per fire truck)
- Tiny Ritz crackers (for wheels)
- Stick pretzels
- Black licorice
- Softened cream cheese (or thick red or white frosting)
- Red food coloring
- A red jellybean, (or : a red Dots candy, a cherry, a strawberry, etc...)

**Directions:**

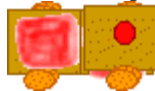
1. mix a few drops of food coloring in the cream cheese (or frosting). This edible "glue" holds the fire truck together?
2. Start with a whole (2 square) graham cracker. Spread "glue" on 1 side.



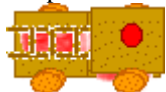
3. Put 1/2 a graham cracker on top of the "glue." This is the cab of the fire truck



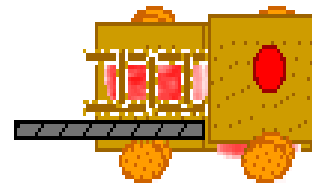
4. "Glue" a red jellybean (or other red treat) on top of the



5. "Glue" 4 tiny Ritz crackers to the sides - for wheels.
6. On the back of the truck, "glue" 2 pretzel sticks parallel to each other. Then "glue" in broken pieces to make a tiny



7. "Glue" on a piece of licorice - for the fire-hose.



See

<http://www.enchantedlearning.com/crafts/edible/firetruck/>

**GAME:**

**Fast as a Fireman 1**

This is a game for 2 players. They hang their jackets over a chair, w/ both sleeves turned inside out. The chairs are placed 6' apart, back to back. A 9' (approximately) rope is placed under the chairs. The players stand behind their chair. At the signal, they must correctly put on their jacket. When done, the player runs to the other player's chair, sits down & pulls the rope.

<http://www.youthwork-practice.com/games/varied-games-contests.html>

**Meeting Plan 9**

Achievement #15b & 16a, b, c,  
 # 13 a, b, c, d, e, f, & g

Using the games and activities from Achievements #15 & #16 spread out through different den meetings can provide fun games & movement through the year (as opposed to all at once).

An **Achievement Record** for 16 a Push-Ups, Standing Long Jump, Softball Throw, and Curl-Ups can be found on pages 5 & 6 of

[www.scouting.org/filestore/CubScoutMeetingGuide/bear/BearMeeting1.pdf](http://www.scouting.org/filestore/CubScoutMeetingGuide/bear/BearMeeting1.pdf)

**15 b/c** Here are some sites with games on them (the following games came from these sites):

[www.wilderdom.com/games/GamesFun.html](http://www.wilderdom.com/games/GamesFun.html)

[www.gameskidsplay.net/](http://www.gameskidsplay.net/)

[www.easy-party-ideas-and-games.com/kids-party-games.html](http://www.easy-party-ideas-and-games.com/kids-party-games.html)

[www.funattic.com/game\\_misc.htm](http://www.funattic.com/game_misc.htm)

[www.youthwork-practice.com/games/childrens-birthday-party.html](http://www.youthwork-practice.com/games/childrens-birthday-party.html)



**Dragons**

2 Groups of 3 or more players. The people line up holding the waist of the person in front of them. The player at the back of the line has a scarf for a tail. The person at the front is the head of dragon & has to catch the tail of the other dragon. The dragons can't let go (break). A team wins if it either catches the other dragon's tail or stays together longer than the other team.



### The Watchman

1 player is blind-folded, sits on a chair & holds a rolled-up newspaper (or use a 12" length off of an old pool noodle) in his hand. The other players try to crawl as quietly as possible under the chair without getting hit. (*Instead of crawling, a set of keys can be placed under the chair & the players must get them without getting hit.*) It can be agreed upon that each player can only be hit 3 times before he is out. The last player becomes the watchman.



### The Unique Balloon – Unmistakable

Balloons of different shapes & sizes are blown up & placed on the floor. Every player chooses a balloon & writes his name on it. The players eyes are blind folded (*use their neckerchiefs*) & everyone must find their balloon using their hands.



<http://crafts.kaboose.com>

### Thanksgiving Jokes

Why did the pilgrim's pants always fall down?  
His belt buckle was on his hat.

What happened when the turkey got into a fight?  
He got the stuffing knocked out of him.

Why can't you take a turkey to church?  
Because they use FOWL language.

How do you keep a turkey in suspense?  
I'll let you know next week.

Which side of the turkey has the most feathers?  
The outside.

Why did the police arrest the turkey?  
They suspected it of fowl play.



Who is not hungry at Thanksgiving?  
The turkey because he's already stuffed!

<http://www.kidactivities.net/post/Thanksgiving-Jokes-for-Kids.aspx>



Copyright T.M. Works LLC (All rights reserved)

State Jokes from <http://www.azkidsnet.com/states.htm>

What state bothers sick people?  
Illinois.

What did Tennessee?  
The same thing as Arkansas.

What is the smartest state?  
Alabama: because it has 4 As & 1 B.

What is the happiest state?  
Maryland.

How do you know the sun came up today?  
Utah it.

What state makes you feel bad?  
Missouri.





## WEBELOS DENS

Joe Trovato,  
 WEBELOS RT Break Out Coordinator  
 Manitoga District  
 Westchester-Putnam Council  
 Have a question or comment for Joe??  
 Write him at  
[madyson54@hotmail.com](mailto:madyson54@hotmail.com)



### Core Value for November

#### *Citizenship*



**Citizenship: Contributing service and showing responsibility to local, state, and national communities.**

“The first requisite of a good citizen in this republic of ours is that he shall be able and willing to pull his own weight.”-  
**Theodore Roosevelt** (26<sup>th</sup> President of the United States)



Born in New York City on October 27, 1858, Theodore "Teddy" Roosevelt was governor of New York before becoming U.S. vice president. At age 42, Teddy Roosevelt became the youngest man to assume the U.S. presidency; He became commander-in-chief after President William McKinley was assassinated in 1901, and won a second term in 1904. Known for his anti-monopoly policies and ecological conservationism, Roosevelt won the Nobel Peace Prize for his part in ending the Russo-Japanese War. He died in New York on January 6, 1919.

(from <http://www.biography.com/people/theodore-roosevelt-9463424>)

The core value of Citizenship provides Webelos Scouts with the opportunity to learn candidates in the upcoming presidential elections, visit historic places and do good turns for the betterment of their community.

Citizens have responsibilities and duties to their country. In the Cub Scout Promise, Webelos Scouts say they will do their duty to their country. Good citizens learn about their community, show respect for their flag, and show respect for the rights of other people.

Consider participating in your town's Veteran's Day parade this month, or have the scouts act as an honor guard at a Veteran's day ceremony.

**Have the Webelos Scouts Complete the Citizenship Character Connection:**

With your parent, guardian, or Webelos den leader, complete the Citizenship Character Connection.

a. Know: List some of your rights as a citizen of the United States of America. Tell ways you can show respect for the rights of others.

b. Commit: Name some ways a boy your age can be a good citizen. Tell how you plan to be a good citizen and how you plan to influence others to be good citizens.

c. Practice: Choose one of the requirements for this activity badge that helps you be a good citizen. Complete the requirement and tell why completing it helped you be a good citizen.

**An Informed Citizen is a Good Citizen!**

From <http://www.congressforkids.net/>



For our government to represent us effectively, we must be able to inform our representatives about the policies we prefer for our government to represent us effectively. Understanding the problems confronting our nation and how these problems should be addressed in our representative democracy is the first step to good citizenship.

- Read books and magazines that discuss the important issues facing our country.
- Listen to speeches by your government representatives;
- Expand your knowledge of the functions of our government by reading books on the subject and the government websites.


**Citizenship Rights and Responsibilities**

From <http://www.uscis.gov/>




Rights	Responsibilities
<ul style="list-style-type: none"> <li>• Freedom to express yourself.</li> <li>• Freedom to worship as you wish.</li> <li>• Right to a prompt, fair trial by jury.</li> <li>• Right to vote in elections for public officials.</li> <li>• Right to apply for federal employment requiring U.S. citizenship.</li> <li>• Right to run for elected office.</li> <li>• Freedom to pursue "life, liberty, and the pursuit of happiness."</li> </ul>	<ul style="list-style-type: none"> <li>• Support and defend the Constitution.</li> <li>• Stay informed of the issues affecting your community.</li> <li>• Participate in the democratic process.</li> <li>• Respect and obey federal, state, and local laws.</li> <li>• Respect the rights, beliefs, and opinions of others.</li> <li>• Participate in your local community.</li> <li>• Pay income and other taxes honestly, and on time, to federal, state, and local authorities.</li> <li>• Serve on a jury when called upon.</li> <li>• Defend the country if the need should arise.</li> </ul>

**Book Corner**



From the *Cub Scout Leader Book*:

### On Citizenship



#### Some Practical Applications:

- Know the names of the president and vice president of the United States.
- Know the names of your state governor and heads of local government.
- Respect the flag of the United States.
- Know and understand the Pledge of Allegiance.
- Know and understand our national anthem, “The Star-Spangled Banner.”
- Be a good neighbor.
- Obey laws and rules.
- Respect people in authority.
- Protect the environment and our natural resources.
- Be helpful. Do a Good Turn for your family, school, or community.

(page 4-4)

You can find a copy of the *Cub Scout Leader Book* at [http://www.scouting.org/filestore/hispanic/english/33221\\_WEB.pdf](http://www.scouting.org/filestore/hispanic/english/33221_WEB.pdf)

From the *How-To Book*:

### What’s My Name?

As people arrive at a pack meeting, pin the name of a person or object on their backs. For a circus theme, it could be a circus performer or animal (clown, tall man, lion, etc.). For a citizenship theme, it could be the name of a president or politician (George Washington, the name of your mayor, etc.). People move around the room, asking other people questions about themselves to try to find out who they are. Answers must be “yes” or “no” only. When a person guesses his/her name, the card from the back is pinned on the lapel. (Page 5-8)

You can find a copy of the *How-To Book* at

[http://www.scouting.org/filestore/hispanic/english/33832\\_WEB.pdf](http://www.scouting.org/filestore/hispanic/english/33832_WEB.pdf)

### Be a Volunteer



A good citizen volunteers to help others. Consider having your Webelos den come up with Community service Projects this month (and in the future) to exercise one of their “citizenship responsibilities.” This also plays into the Boy Scout Law – “A Scout is helpful.”

Here are some ideas:

From <http://lancaster.unl.edu/4h/serviceideas.shtml>

#### For Those with Special Needs:

1. Volunteer to help at a Special Olympics event.
2. Set up a buddy system for kids with special needs at your school.
3. Raise money for Braille or large print books for blind or visually impaired people.
4. Volunteer at an agency that works with children with disabilities.
5. Read books or the newspaper on tape for blind or visually impaired people.
6. Make gifts with friends for kids in the hospital.
7. Prepare sack lunches and deliver them to homeless or homebound people.




8. Bring toys to children in the cancer ward of a hospital.
9. Work with physically challenged kids on an art project.
10. Build a ramp for a person in a wheelchair so it is easier for them to get in and out of their house.
11. Clean a neighbor's yard who can not do it themselves.
12. Get your class to put together a library at a children's hospital.
13. Give valentines and other cards in individuals who are in the local hospital.
14. Hold an Athletics Contest.
15. Visit a rehabilitation center. Learn about patients with special needs. Volunteer to help.

**Neighborhood Enhancement:**

1. Help neighbors paint and repair their homes.
2. Arrange for the local health department to conduct neighborhood health checks.
3. Volunteer to teach classes on a sport you enjoy and know a lot about.
4. Contact Habitat for Humanity to see how you can support them in your community.
5. Work with the local health department to set up an immunization day or clinic to immunize children against childhood diseases.
6. Organize a newcomers group in your neighborhood to welcome new families.
7. Produce a neighborhood newspaper.
8. Train to become a guide for your local tourist bureau.
9. Make maps of local parks, libraries or historic sites.
10. Research local historic sites and provide the research to visitor's bureau.

**Meeting Planner**



This month's meeting plans for **First Year Webelos** work on the Citizenship badge and belt loop.

**Meeting 5:** Do: Citizen 1, 2, 8 and Citizen Belt Loop 1 and 3  
**Home/Family Assignments:** Review Citizenship chapter

**Meeting 6: Verify:** Citizenship belt loop 1  
**Do:** Citizen 10, 8 (Citizenship belt loop 3); Webelos Review 3, 4, 7.  
**Home/Family Assignments:** Review Citizen Chapter.

<http://www.scouting.org/scoutsorce/CubScouts/Leaders/DenLeaderResources/DenandPackMeetingResourceGuide/WebelosDenPlans.aspx>

\* \* \*

**Second Year Webelos (Arrow of Light)** work on Scientist and Arrow of Light


**Meeting 5: Do:** Scientist 1-7, 9, 1, 12 (Science belt loop)  
**Home/Family Assignments:** Review Scientist chapter

**Meeting 6: Do:** Scientist 1-7, 9, 11, 12 (Scientist belt loop); Arrow of Light 2, 5, 7

**Home/Family Assignments:** Review Readyman chapter

<http://www.scouting.org/scoutsorce/CubScouts/Leaders/DenLeaderResources/DenandPackMeetingResourceGuide/ArrowofLightDenPlans.aspx>

**Flag Ceremony**



Veterans Day honors *ALL* American veterans, both living and dead. In fact, Veterans Day is largely intended to thank *LIVING* veterans for dedicated and loyal service to their country. November 11 of each year is the day that we ensure veterans know that we deeply appreciate the sacrifices they have made in the lives to keep our country free?

**November Flag Ceremony**

Source material taken from:  
<http://usmilitary.about.com/cs/generalinfo/a/veteransday.htm>

Follow your standard Color Guard process. After the Cub Scout promise (or Boy Scout Law, and Oath, if this is a Webelos Den meeting) and before posting the U.S. Flag you may insert the following:

**Reader 1:** To commemorate the ending of the "Great War" (World War I), an "unknown soldier" was buried in highest place of honor in both England and France.

**Reader 2:** These ceremonies took place on November 11th, celebrating the ending of World War I hostilities at 11 a.m., November 11, 1918 (the 11th hour of the 11th day of the 11th month). This day became known internationally as "Armistice Day".

**Reader 3:** In 1921, the United States of America followed France and England by laying to rest the remains of a World War I American soldier on a Virginia hillside overlooking the city of Washington DC and the Potomac River.

**Reader 4:** This site became known as the "Tomb of the Unknown Soldier," and today is called the "Tomb of the Unknowns." Located in Arlington National Cemetery, the tomb symbolizes dignity and reverence for the American veteran.

**Reader 5:** In America, November 11th officially became known as Armistice Day through an act of Congress in 1926. It wasn't until 12 years later, through a similar act that Armistice Day became a national holiday.

**Reader 6:** In 1954, President Eisenhower signed a bill proclaiming November 11 as Veterans Day, and called upon Americans everywhere to rededicate themselves to the cause of peace. Would you please all join me in the Pledge of Allegiance?

## Den Meeting Helpers

### Webelos



### Citizenship



One of the purposes of Cub Scouting is "Developing habits and attitudes of good citizenship". A Scout promises to do his duty to his country. The Citizen Activity Badge helps the WEBELOS understand what a good citizen is and teaches him the history of our flag. Citizen Activity Badge is in the Community group.

### CITIZENSHIP IDEAS FOR DEN MEETINGS

*From Santa Clara Council*

- Pretend that your den is starting a new government.
- Have the boys make their own flag.
- Learn more about your community.
- Teach the Wolf and Bear dens how to do a flag ceremony.
- Plan and make a display on citizenship for Pack meeting.
- Invite a highway patrolman or policeman to come to your den and talk about being good citizens.
- Invite a new American citizen to come and talk to the den about his or her experiences in becoming a United States' citizen.

### RAISING AND LOWERING THE UNITED STATES FLAG

*From soutermom.com*



### Raising the flag

- The flag should be hoisted quickly.
- The flag should be flown at the top of the flagpole, unless the flag is being flown at half staff.
- Salute the flag while it is being raised.
- If you are flying the flag at half staff, raise the flag all

the way to the top of the pole and then lower it to halfway between the top and the bottom of the flagpole.

- If flying the US flag with other flags, raise the US flag first.

### Lowering the flag

- The flag should be lowered slowly, with dignity and ceremony.
- Salute the flag while it is being lowered. Hold your salute until the flag is removed or, if there is music, until the music stops.
- If the flag was flying at half staff, raise the flag all the way to the top of the flagpole and then lower it.
- If you are displaying multiple flags, lower the US flag last.
- Fold the flag correctly before storing it.

### Notes

- If you are in uniform, salute the flag with a formal right hand salute. Otherwise, place your right hand over your heart.
- Don't let the flag touch the ground.
- Normally the flag is flown from sunrise to sunset. If flown at night, it must be illuminated.
- On Memorial Day, fly the flag at half staff until noon and at full staff from noon to sunset.

### GAMES



#### Build a Flag

Materials: Cardboard flags - 1 each of 5 U.S. flags shown in Citizen section of the Webelos book. 1 set for each team, divided into stripes, background, field of stars, name of flag and year of flag.

Corkboard

Push pins

Directions: Divide Scouts into two teams. First Scout from each team runs to his pile of pieces, grabs a stripe background and a push pin and pins it to the corkboard. First Scout runs

back and touches off the second Scout who pins up a star field piece which matches the stripe background.

Next team member matches appropriate flag name and four pins up the year of the flag. Continue to rotate until all five flags have been properly constructed, named and dated.

#### Citizenship Test

Materials: None

Directions: Two teams face each other with a wide space between them. The leader asks each player a question about the Declaration of Independence, the Star-Spangled Banner, the President, Vice-President, Governor, or other fitting subject. A correct answer entitles that team to move one step forward. An incorrect answer passes the question to the other team. The first team to cross the other team's starting line is the winner.

#### United States President Game

This game is much like the United States Game, but instead of naming states they are naming United States Presidents. After 5 minutes (or 2 or 3 minutes), the one with the longest list wins.

#### *COULD YOU PASS THE U.S. NATURALIZATION TEST?*

From: <http://www.factmonster.com>

Every year many individuals who come here from other nations, study and take a test to become a "naturalized" American Citizen (that means they were not born in the United States). How well can you do on the test? Here are ten questions from the 100 question test for you to try answering.



U.S. Citizenship  
and Immigration  
Services



Mark the best ending for each sentence.

**Question 1:**

How many states are there in the Union?

- 52    50    40

**Question 2:**

How many changes or amendments are there to the U.S. Constitution?

- 27    13    9

**Question 3:**

What is the legislative branch of the U.S. government?

- Congress    the House of Representatives    the Presidency

**Question 4:**

Which President freed the slaves?

- Abraham Lincoln    John F. Kennedy    George Washington

**Question 5:**

In what month is the new President inaugurated?

- November    July    January

**Question 6:**

What is the Constitution?

- The supreme law of the land    Oath of allegiance    The Declaration of Independence

**Question 7:**

How many representatives are there in the House of Representatives?

- 100    435    50

**Question 8:**

Who helped the Pilgrims in America?

- Christopher Columbus    The American Indians (Native Americans)    Southern plantation owners

**Question 9:**

For how long do we elect the President?

- 2 years    there is no limit    4 years

**Question 10:**

What are the 49th and 50th states of the Union?

- Puerto Rico and Guam    Alaska and Puerto Rico    Hawaii and Alaska

**Answers:**

1-50, 2-27, 3-Congress, 4-Abraham Lincoln, 5-January, 6-the supreme law of the land, 7-435, 8-The American Indians (Native Americans), 9-4 years, 10-Hawaii & Alaska,

**CITIZENSHIP CROSSWORD**

From: <http://www.factmonster.com>

**WORD BOX**

allegiance	pledge
constitution	anthem
freedom	union
government	federal
liberty	democracy
monument	preamble

1. "...with \_\_\_\_\_ and justice for all."
2. something built as a remembrance of a person or event
3. rule by a government of, by, and for the people
4. an introduction
5. solemn promise
6. having to do with the central government of the United States
7. song of praise or devotion
8. without restraint or restriction
9. "I pledge \_\_\_\_\_ to the flag..."
10. group of people or states formed for a common good
11. set of laws governing a country
12. system to run a country or state

**SCIENTIST**



### SCIENTIST IDEAS FOR DEN MEETINGS

- Visit a weather station.
- Visit a chemistry or scientific department at your local college.
- Visit an emergency weather center.

### EXPERIMENTS AND ACTIVITIES

From *Santa Clara Council*

#### Biggest Balloon

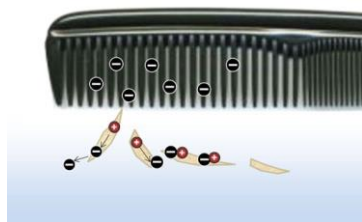


Materials: Pop bottle, balloon, vinegar, baking soda

Instructions: Into each pop bottle put three tablespoons of vinegar, and into each balloon put two tablespoons of baking soda. At the word "go", have each boy put his balloon on his pop bottle. When the soda mixes with the vinegar the balloon will expand. Have the boys tie off the balloons to see which is the largest. Do this outside!

(Vinegar combined with baking soda produces carbon dioxide gas.)

#### STATIC ELECTRICITY



Charge a plastic comb by rubbing it with wool, nylon or fur. Dip it into some crispy rice cereal. They will be attracted to the comb. But watch closely – one by one the bits will shoot

off, as if shot from a gun. The same molecules that attracted one another are now opposing each other.

#### AIR PRESSURE EXPERIMENT



Materials: Two drinking straws, small bottle filled with water

Have a boy put both straws in his mouth, with one straw in the water and the other straw outside of the bottle. Now ask him to suck water out of the bottle. He can't – because the air pressure in his mouth is equalized by the air coming in through the outside straw.

#### AIR PRESSURE EXPERIMENT #2

Materials: a strip of paper (4" x 1/2"), a piece of tape, a large bottle

Place the bottle approximately 2-4" from the edge of a table. Fold the paper 1/2" from the end and tape the folded end to the table about 3" behind the bottle. Blow directly at the bottle and watch what happens to the paper. Try varying how hard you blow. What does the paper do?

If you blow just hard enough, the paper will flutter... even though it is hidden behind the bottle! Moving air does not follow a straight line (like light waves) and will bend around curved surfaces. Your breath is deflected by the bottle by some of the air bends around the bottle hitting the paper.

#### PASCALS LAW

*PCS Edventures, Inc.*



**Pascal's Law** states that if you apply pressure to fluids that are *confined* (or *can't flow to anywhere*), the fluids will then *transmit* (or *send out*) that same pressure in all directions at the *same rate*.

Have you ever stepped on a balloon? Remember how the balloon bulged out on all sides under your foot - not just on *one* side? That is **Pascal's Law** in action! The air (our fluid here) was *confined* by the balloon, and you applied *pressure* with your foot.

**Materials:**

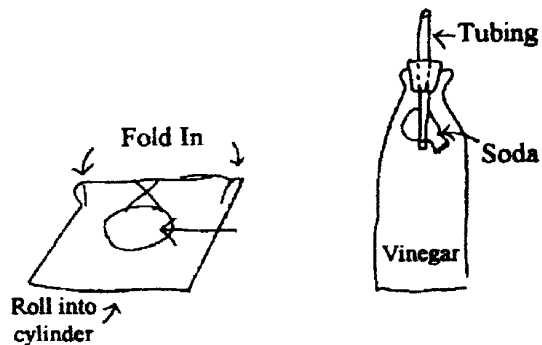
- Rubber balloon
- Several pins with large heads
- Roll of plastic tape

Inflate the balloon and affix little squares of plastic tape to it. Stick each pin through the center of the tape and to their amazement, the balloon will not burst. When you remove the pins, the balloon still will not burst.

**What happens:** The adhesive substance on the tape acts like a self-healing automobile tire, adhering to the pin as it is pressed inward. When the pin is removed, the adhesive is forced outward by the air pressure from within the balloon, atomically sealing the tiny pinholes.

### MAKE A FIRE EXTINGUISHER

*Santa Clara Council*



#### Materials:

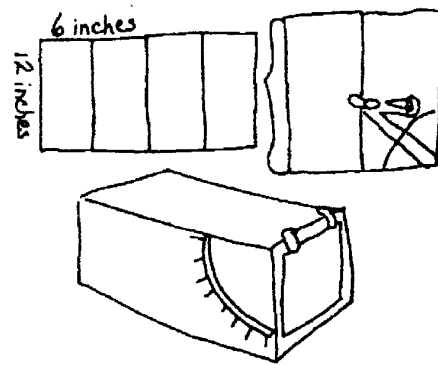
- 1 or 2 quart bottle with stopper to fit
- 3" of 1/2" glass, metal or plastic tubing (Tube from an old Windex bottle can be used)
- Baking soda
- Vinegar
- Facial tissue

#### Instructions:

1. Drill hole in stopper and insert tubing
2. Wrap soda in tissue and attach tissue to tube with rubber band
3. Fill bottle one half full of 1 part vinegar and 1 part water
4. Insert stopper in bottle with soda inside bottle, but not touching vinegar solution
5. To operate, tip bottle upside down, soaking the tissue paper with vinegar

### RECORD WIND SPEED

*Santa Clara Council*

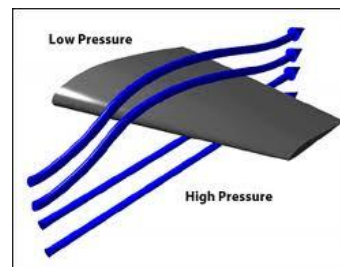


To see how fast or slow the wind blows, make an anemometer (a wind speed measurer)

**You will need** - stiff cardboard 24" x 12"

1. Measure four 6" widths with a ruler, and draw pencil lines with scissors.
2. Set a compass to 4" and draw an arc on the cardboard as shown.
3. Cut out a narrow slot along the arc.
4. Mark numbers at equal intervals along the slot.
5. Fold the cardboard inward along the scored lines.
6. Put cellophane tape along the two edges and along all the folded edges.
7. Cut a piece of paper 4 3/4" square and tape it to the end of the box as shown. Take the anemometer outside and point the flap toward the wind. Each night and morning, record the level that the flap reaches

### BERNOULLI'S PRINCIPLE



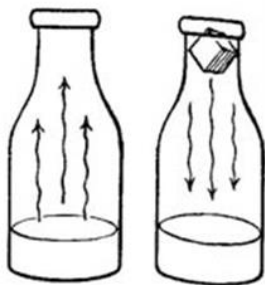
Materials: 3" x 5" index card

Slightly bend the card lengthways (so that it forms an arc) and lay it on a table. Try to overturn the card by blowing underneath it. No matter how hard you blow, the card will not rise from the table.

The pressure of a gas (in this case, air) is lower at higher speed. By blowing under the card, you create a lower pressure underneath so that the normal air pressure on top of the card actually presses the card to the table!

The harder you blow, the more the air pressure on top presses down! This is a principle used in flying airplanes.

**FOG**



Materials: hot water, bottle, ice cube  
 Fill a bottle with hot water. Then pour out most of the water. Leave about 1" of water in the bottom of the bottle.

Hold the bottle to the light. Notice the streams of vapor rising from the bottle.

Put an ice cube in the bottle opening. Hold the bottle toward the light. Notice the thin streams of vapor moving down into the bottle. This is fog.

*Arrow of Light*



**NEWSPAPER STUDY GAME**



**Equipment:** One current newspaper per two Webelos Scouts (a team)

Teams gather in groups, each with the same day's issue of a newspaper. On signal, teams start a search for news items that definitely illustrate the 12 points of the Scout Law. Items are cut out and numbered according to the point of the law. Team with the most clippings in a given time wins.

*Strategy Tip: Team leaders should distribute pages among his team members instead of everyone grabbing for papers.*

**UNDERSTAND THE SIGNIFICANCE OF THE FIRST CLASS SCOUT BADGE. DESCRIBE ITS PARTS AND TELL WHAT EACH STANDS FOR.**

<http://www.boysscouttrail.com/webelos/boyscoutreqsaid.asp>

Shape



The three-point design of the top half is like the north point of an old sailor's compass. This shows that a Scout is able to point the right way in life as truly as the compass points it in the field.

Three Points



The three points of the trefoil are like the three fingers used in the Scout sign. They stand for the three parts of the Scout Oath: duty to God & country; duty to others; duty to yourself.

Eagle and Shield



The eagle and shield, national emblem of the US, stand for freedom and a Scouter's readiness to defend that freedom.

Two Stars



The two stars stand for truth and knowledge of the Scouting movement. They guide you by night and suggest a Scout's outdoor life

Scroll

The scroll is turned up at the ends to remind us of the corners of a Scout's mouth raised in a smile as he does his duty. The Scout motto is printed across the scroll.






Knot



The knot attached to the bottom of the scroll represents the Scout slogan, Do a Good Turn Daily

### TELL HOW A BOY SCOUT UNIFORM IS DIFFERENT FROM A WEBELOS SCOUT UNIFORM.



The Webelos uniform has six required parts:

- **Cap.** Tiger Cub cap, Cub Scout Wolf cap, Cub Scout Bear cap, or Webelos cap
- **Neckerchief and Slide.** Triangular for that rank level
- **Shirt.** Official long- or short-sleeve, either blue or tan (optional) for Webelos Scouts.
- **Belt.** Official blue web belt. Webelos Scouts wearing optional tan uniform may wear either the blue

belt (preferred) and Webelos buckle or olive belt and Webelos buckle. Cub Scout belt loops are worn only on the blue belt.

- **Pants/Shorts.** Official, pressed; no cuffs. Blue for Tiger Cubs and Cub Scouts and either blue (with blue shirt) or olive (with tan shirt) for Webelos Scouts.
- **Socks.** Dark blue official socks with orange tops for Tiger Cubs and gold tops for Cub Scouts. Webelos Scouts wearing optional olive/tan uniform wear official Boy Scout olive socks.

— Cub Scout Uniform Inspection Sheet  
<http://www.scouting.org/filestore/pdf/34282.pdf>

The Boy Scout uniform has four required parts:

- **Headgear.** Optional - All troop members must wear the headgear chosen by vote of the troop/team.
- **Shirt and Neckwear.** Official long- or short-sleeve tan shirt with green (Boy Scout) or blaze orange (Varsity) shoulder loops on epaulets. The troop/team may vote to wear a neckerchief, bolo tie, or no neckwear. In any case, the collar should be unbuttoned. The troop/team has the choice of wearing the neckerchief over the turned-under collar or under the open collar.
- **Belt.** Olive web with BSA insignia on brass buckle; or official leather with international-style buckle or buckle of your choice, worn only if voted by the troop/team. Members wear one of the belts chosen by vote of the troop/team.
- **Pants/Shorts.** Official, olive, pressed; no cuffs. (Units have no option to change.)
- **Socks.** Official olive-colored socks. ”

— Boy Scout Uniform Inspection Sheet  
<http://www.scouting.org/filestore/pdf/34283.pdf>

**TIE THE JOINING KNOT (SQUARE KNOT)****Instructions**

1. Hold one rope end in each hand.
2. Pass the right end over and under the rope in your left hand and pull it snug.
3. Pass the rope now in your left hand over and under the one now in your right, and pull it snug.

The **square knot** is also known as the joining knot because it can join two ropes together and because it is the first knot Scouts learn when they join the BSA. It has many uses—from securing bundles, packages, and the sails of ships to tying the ends of bandages.

— Boy Scout Handbook

## ADDITIONAL ADVANCEMENT IDEAS

*Alice, Golden Empire Council*

Cub Scouts of any rank could work on the **Citizenship Belt Loop and Pin** or the **Leave No Trace Award** – another way to show good citizenship. The ideas in this section are related to the Value for this month – Citizenship.

**Please note:**

\*\*\*If you are following Meeting Plan #5 and/or #6 in the Resource Guide, see **highlighted** sections for some suggestions on how to connect assigned Achievements, Electives or Activity Pins with the Value of Citizenship!

And be sure that parents know about assigned homework, and have the additional suggestions to use if they are doing the work at home.

**Tiger Achievements**

**Ach. #1G** – Go see a historical building in your community such as City Hall, or some other nearby government building. Or visit a museum and look for examples of how people in the past showed they were good citizens.

**Ach. #2F** – Look at a map with your adult partner, and find places where people can learn about being good citizens – like schools and government buildings. Look for places where you could practice good citizenship – such as parks and schools – for example, by picking up trash or doing a good turn.

**Ach. #2D – Citizenship Character Connection** – Practice the Pledge of Allegiance and participate in a flag ceremony.

**Ach. #2G** – Visit a police or fire station – find out how citizens can help community helpers do their job, and how those helpers keep our community safe

**Ach. #4G** – Visit a television or radio station or a newspaper office – find out how they help people practice good citizenship.

**\*\* Meeting #5 Assigned:**

**Ach. #5F** - Go outside and watch the weather- *Want a connection to citizenship?* Watch the weather report on TV, or check the weather report in the paper – compare what you see when you go outside; talk about how weather affects Citizenship; does knowing the weather that's coming help community helpers do their job to keep people safe? How could it help your family? Find out how good citizens and the government have helped people affected by severe weather such as hurricanes or flooding in our country recently.

**Ach. #5G** – Go on a den hike – look for sights and sounds of Fall or examples of weather; collect fallen leaves to make a gift or leaf rubbings. See **Value Related** section of Baloo.

**Ach. #5D** – Make leaf rubbings with your collection of leaves; use them for a Thanksgiving card or to display at the Pack meeting.

**Tiger Electives**

**Elect. #9, 10 & 11** – Talk with your adult partner about how good citizens have a responsibility to help others in need – then help someone who is new in your school or an elderly person who needs help. If you get together with your den or pack, or a community organization, you can see how people working together as citizens can improve their communities.

**Elect. #14** – Choose a short story or article about being a good citizen or about the history of our country and how citizens help to protect our freedoms

**Elect. #20** – Make a PSA skit to tell people about Tiger Cubs or about the privileges and duties of citizens in our country

**Elect. #21** – Make a puppet and use it to help tell a story about citizenship – see some ideas under **Skits**

**Elect. #25** – Make a snack from **Cub Grub** or the Patriotic Surprise cake in your Tiger book to share with your family or den

**Elect. #33, 34** – Practice your duty as a citizen by clean up or conservation of our resources

**Elect. #35** – Play one of the games from this packet outdoors with your family or den.

**Elect. #47** – Learn about recycling in your community, how you can recycle at home, and what to do with hazardous

materials – how does this improve your community and show good citizenship?

**Elect. #49** – Visit a government office – in Sacramento, we can visit the State Capitol and grounds and learn about our system of government

### Wolf Achievements

**Ach. #2** – Each requirement will help you understand and appreciate how to show your patriotism - one idea I recently learned is to begin to teach flag folding on a table top till boys have mastered the folds

#### **\*\*\*Den Meeting #5 Assignments:**

**Ach. #4a, b, c, d** – Make a list of emergency phone numbers and put them by each phone; Tell what to do if someone comes to the door and wants to come in; Tell what to do if someone calls on the phone; When your family leaves home, help make your house more secure – and prevent crime in your community, by practicing good habits;

**Ach. #4f** – Visit a government location in your community and explain why it's important.

**Ach. #9d, e** – Practice good citizenship and stay safe by learning and using good rules of street and bike safety – think about how rules and laws help keep everyone safe

### Wolf Electives

**Elect. #2** – Help to plan and put on a skit using any of these requirements – check out ideas in Baloo

**Elect. #4f** – Play a wide area or large group game from Baloo with your den or pack

**Elect. #6a** – Visit the library; get a card if you don't have one; find out how having free public libraries helps protect our freedom – the librarian can help you find a book about government or citizenship.

**Elect. #6c** – show that you know how to take care of books – talk about why books and libraries are important; how do books and libraries help people to learn about citizenship and how to protect our freedoms?

#### **\*\*\*Den Meeting #6 Assignment:**

**Elect. #9b, c** – Make a gift or toy for someone –

See some ideas under **Value Related Stuff**

**Elect. #11a** – Learn and sing the first and last verse of “America” – combine this with a patriotic gift card and present both to your chartered organization at one of their meetings;

Or invite them to your pack meeting for the presentation. See Value Related Stuff for ideas.

**Elect. #11b, c, f** – Learn and sing three Cub Scout songs – try some from Baloo; Sing a song with your den at a pack meeting.

**Elect. #12a, d, f** – Make a freehand sketch of something patriotic; Make some scenery for a skit, play or puppet show about citizenship; Make a poster about ways to be a good citizen, or encouraging people to vote

**Elect. #16** – Do any or all of these requirements – people and families who are prepared for emergencies make it easier for first responders and people in the community during emergencies.

**Elect. #21b** – Use a computer to write a report about being a good citizen, or some patriotic subject or person

**Elect. #22d, e** – Tell how to get to a nearby fire or police station – a good citizen scout is ready for emergencies; Invite a boy to scouts or help a boy through Bobcat – a good citizen is helpful.

**Elect. #23b, c** – Be prepared to take good care of yourself.

### Bear Achievements

**Ach. #3a** – Write and tell what makes America special to you.

**Ach. #3j** – Character Connection for Citizenship. Know how people have served our country; Commit to doing one thing to be a good citizen and understand what would happen if you were not a responsible citizen; Tell three things you did in one week to practice good citizenship.

**Ach. #3b-i** – Do any or all to demonstrate patriotism and citizenship.

**Ach. #6g** – Take part in a den or pack neighborhood clean-up project.

#### **\*\*\*Den Meeting #5 Assignment:**

**Ach.**

**#7b, c, d, e**, – help with crime prevention in your home by checking for easy entry and fixing the problem; Learn and post emergency phone numbers by each phone in your home; Be sure you know where to get help in your neighborhood;

**Ach. #7f** – know what YOU can do to help law enforcement.

**Ach. #8a** – At a library or newspaper office, look for stories about good citizenship in your community;

**Ach. #8b** – Talk to an older person about their experiences as a Cub Scout, and how they learned about good citizenship – ask how they demonstrated their good citizenship. Did they participate in a parade, special ceremonies on Veteran's Day?

**Ach. #10a** – Go on a day trip with your family to visit a local government building, to celebrate Veteran's Day, or to participate in some event honoring our history and/or demonstrating good citizenship.

**Ach. #14a, e, f** – Know rules for bike safety, and if required in your community, get a bike license; help prevent bike theft by always using a bike lock and putting your bike away; Obey all traffic rules on a one mile bike ride

#### **\*\*\*Den Meeting #6 Assignment:**

**Ach. #15a** – Set up and play any two of the listed outdoor games with family or friends – as you play, remember to be a good sport, be careful with the equipment and show respect for yourself and others – all a part of being a good citizen!

**Ach. #17a** – With an adult, watch a TV show about some patriotic subject or example of good citizenship; **Ach. #17d** – Using a computer, write a report about an example of good citizenship.

### \*\*\*Den Meeting #5/6 Assignment:

**Ach. #20a, b, c** - (Sawdust & Nails) *Note:* If you are doing this Den Meeting Assignment, and want to make a connection to the assigned Value – Citizenship – see ideas “Tools for Citizenship” under **Value Related Stuff**

**Ach. #24a** – Help a boy join scouting and/or complete the Bobcat – you will help another boy learn about good citizenship as you demonstrate service and leadership.

**Ach. #24b** – Serve as a Denner or Asst. Denner – do your best to demonstrate good citizenship and to encourage other boys to practice qualities of good citizenship

### Bear Electives

**Elective 8 b, d** – Learn to play two patriotic songs on any instrument or on a recognized band or orchestral instrument.

**Elect. #9a, b, c** – do an original art project with patriotism or citizenship as the subject; visit an art exhibit in honor of veterans, a local who demonstrates good citizenship, or shows scenes of what makes America great; find a favorite outdoor location and draw or paint it – display it at the pack meeting and explain how this location represents what makes your area or America great

**Elect. #11** - Learn to use a camera to “Shoot Citizenship in action; while doing each requirement, photograph and display examples of good citizenship or patriotic subjects.

**Elect. #14c** – With family, den or pack, take part in a project to beautify your community.

**Elect. #22a, b** – Start a stamp collection – look for subjects that are patriotic or honor people who display good citizenship; mount and display your collection and share what you have learned.

**Elect. #25h** – Earn the Leave No Trace award and demonstrate your commitment to help protect and preserve our nation’s natural beauty

### Webelos Activity Pins

**Artist #3, #10** – Draw or paint, then frame, an original picture out of doors – choose a patriotic subject or one that features an example of one of the duties or privileges of citizenship, such as Freedom of Religion; or create a collage that expresses something about you and the freedoms you enjoy

### \*\*\*Webelos Den Meeting #5 Assignments:

**Citizenship #1, #3, #8** – the Character Connection for Citizenship; Describe the flag and give a short history, then show how to hoist and lower and hang the flag with another Webelos Scout helping; if you haven’t already earned it, do the Citizenship Belt Loop or Pin; also do any of the other requirements suggested

**Communicator #2, #7, #13** – Prepare a 3 minute talk about Citizenship, or write an article about a den activity involving Citizenship; under trusted adult supervision, search the internet for five sites about citizenship or a patriotic subject that interests you.

**Readyman #3** – Know how to get help quickly; become familiar with community agencies and people available for different emergencies; post help list near your phone.

**Scholar #9, 10, 11** – Learn about changes in education and how our present school system developed and how free public education and libraries fit in to our system of government; make a chart to show how the school system is run; Ask a parent and five other adults their opinion of the best things about your school, needed improvements, and how they could be made – try to talk to someone who serves on a school site council or school board to learn how government and local citizen service impacts your school.

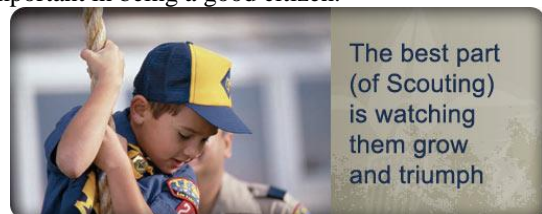
### \*\*\*Arrow of Light Meeting #5/6

**Scientist #1-7, 9, 11, 12** - Read and show Bernoulli’s principle; also Pascal’s law; Newton’s first law of motion; Earn the Science Belt Loop as a Webelos; Show the effects of atmospheric pressure; also air pressure; also water pressure; Explain what causes fog and show how it works; Explain how to use your center of gravity to keep your balance and show three balancing tricks. *Note: Check out the Bill Nye the Science Guy and NASA Space Place websites for some fun ways to work on Science.*

**Showman #5, #19** – Put on a puppet show or write and take part in a short play about a famous American patriot, a moment in American history, examples of the Bill or Rights in action, or encouraging good citizenship.

### \*\*\*Arrow of Light Meeting #6

**Arrow of Light #2, 7** – Repeat from memory and explain in your own words the Oath or Promise and the 12 points of the Scout Law – tell how you have practiced them (especially Citizenship) in your everyday life; Complete the Honesty Character Connection and explain why honesty and integrity are important in being a good citizen.



## Citizenship Ideas

### Opening Ceremony:

**Props:** Cards with words printed on them for each Cub Scout, and an upright stand such as a ladder for each sign to be attached at the appropriate time.

**Narrator** (Den Chief or another Scout) : We think of Cub Scouting as a ladder of good citizenship. Let us show you what we mean.

**Cub #1 Friendship.** We make lots of friends in our school, church, neighborhood, den and pack.



Cub #2: Teamwork. We learn how important it is to work with others as a member of a team.

Cub #3: Dependability. We learn to be places when we promise and to do our part.

Cub #4: Leadership. We learn to lead games and help with other den and pack activities.

Cub #5: Honesty. We learn to tell the truth, to handle money, and to understand what honesty means.

Cub #6: Loyalty. We learn to be true to our friends, our parents, and our den and pack, and to honor our country and its flag.

Cub #7: Good Will. We like to help our school, church, neighbors and those less fortunate than we. Good will projects make us feel good.

Cub #8: Responsibility. We learn to be responsible for certain jobs, our own belongings, things about our home, and for the property of others.

Narrator: Good Citizenship. Through Cub Scouting experiences, boys learn things that help make them better citizens as they grow into manhood.

### CubMaster Minute:

America's Answer ~ Northern Star Council

America needs citizens who value their heritage. How does a boy come to know and appreciate

his heritage as a citizen of the United States of America? As a Bobcat, he promises to "do my duty to God and my country" and learns to handle and fold the flag. Later, he stands tall as the flag is lowered at camp. He is learning about citizenship. He continues to learn to treasure his American heritage, and he will do all he can to preserve and enrich it. So this young boy comes to manhood. He has grown tall through his Scouting experiences and through the influences of the many men and women who have guided him. He is a Scout. He is America's answer!

### How to Spell Citizenship Opening

Before the meeting, prepare large letters, one to a page, that would spell out Citizenship. The part for each boy could be written on the back in large letters.

**Narrator:** The boys have been learning all about Citizenship this month – it's a long, complicated word, but they even know how to spell it!

**Cub #1** – (Comes out and holds up his letter, C, or posts it on the wall, and reads:

**C** is for Courage to do what is right.

**Cub #2** - (Comes out and holds up his letter, T, or posts it on the wall, and reads:

**T** is for Thanksgiving – an American holiday when we can show our gratitude for the blessings of living in this country.

**Cub #3** - (Comes out and holds up his letter, Z, or posts it on the wall, and reads:

**Z** is for the Zeal and enthusiasm shown by our Founding Fathers when they fought for freedom.

**Cub #4** - (Comes out and holds up his letter, E, or posts it on the wall, and reads:

**E** is for the Energy you need to be a good citizen – you can't just sit and do nothing!

**Cub #5** - (Comes out and holds up his letter, N, or posts it on the wall, and reads:

**N** is for Nation – the citizens of our country came from many countries and cultures, speaking many languages, to form one unified nation.

**Cub #6** - (Comes out and holds up his letter, S, or posts it on the wall, and reads:

**S** is for Service that every citizen should give.

**Cub #7**- (Comes out and holds up his letter, H, or posts it on the wall, and reads:

**H** is for Honesty and integrity – part of being a good citizen.

**Cub #8** - (Comes out and holds up his letter, P, or posts it on the wall, and read:

**P** is for Patriotism – love of country and the willingness to sacrifice to defend it.

**Narrator:** (Looking confused and pointing to the letters)

Well, boys, you've told us some important things about Citizenship – but I don't think you spelled it correctly.

**Cub #9** – We're not done yet – the most important letter in Citizenship is the "**I**"-

He puts the letter **I** where it needs to go or hands it to boys to hold in the correct place – (between the C & T, the T & Z and the H & P) and says:

**All boys:** Because "**I**" am the one who should be a good citizen!

### Looking Back ~ Looking Forward Advancement Ceremony

Enlarge the Rockwell print shown and cut it into as many pieces as needed – one puzzle piece for each boy receiving an award.

(If you have a large group, or if you want to have a different focus for each rank, use a different patriotic Rockwell print for each rank) If you Google Rockwell Scout paintings, you will find lots of choices. You can add a numbered post-it on top of each puzzle piece to make it easy to put together, with a matching numbered post-it on the wall showing where each piece should go.

**Cubmaster:** This month we have been learning about one of the most important values in scouting – Citizenship. There are many parts to Citizenship – we all have rights and duties, and there are many ways to demonstrate good citizenship. Tonight we are honoring scouts who have demonstrated good citizenship as they advanced in rank, earned badges and pins and gave service in their homes and communities.

*Calls up boys one by one or in groups, along with their parents, to receive the award they have earned. Be sure to give some information about what the boy or boys have done, or ask them to tell about it (If you have warned them in advance) For rank advancement, follow the standard of*



handing the award to the parent to present to the boy, and the parent's pin to the boy to pin on his parent.

**Cubmaster:** We have seen tonight how the many parts of scouting are represented in the work the boys have accomplished. Just as we look back in history to the Father of our Country, George Washington, for an example of citizenship and service, we look forward to the example of each Cub Scout and Webelos Scout from our Pack – Well done, scouts!

### Citizenship Around the Pack Advancement

**Note:** You can easily substitute other awards for rank advancement for each rank.

**Narrator:** Citizenship has been going on all around our Pack this month – you might be surprised where we found some examples.

First of all, we have some boys who have been learning all about doing their duty to God and their Country. They have completed all the requirements for their first badge – the Bobcat.

*(Call up boys and parents – give the badge to the parent to present to their son; the son can then present the parent pin to his mother or father)*

**Narrator:** Congratulations, Bobcats! *(Have an applause for the new Bobcats)*

**Narrator:** Our Tiger Cubs and their partners went for a hike this month to look at the weather – and they learned something about citizenship, too! They discovered that knowing what the weather will be can help firemen, policemen, emergency workers and community helpers prepare for storms, flooding, and severe weather. They can warn people to get out of the way, and be ready to help protect their community – a great example of citizenship. *(Call up boys and parents – give the badge to the parent to present to their son; the son can then present the parent pin to his mother or father)*

Congratulations, Tiger Cubs! *(Applause)*

**Narrator:** The boys in the Wolf Den have also been showing that they can be good citizens - they have been learning and using the rules to street and bike safety. Like all good citizens, they have learned to follow the rules! *(Call up boys and parents – give the badge to the parent to present to their son; the son can then present the parent pin to his mother or father)*

Congratulations, Wolf Cubs! *(Applause)*

**Narrator:** The boys in the Bear Den aren't old enough to be policemen – but they have been learning how to help prevent crime by making sure their home is safe. They've also learned how to reach the right people in an emergency – and they made sure their family was safer by posting those numbers by each phone. *(Call up boys and parents – give the badge to the parent to present to their son; the son can then present the parent pin to his mother or father)*

Congratulations, Bears! *(Applause)*

**Narrator:** The Webelos Den worked on the Citizenship Belt Loop this month – and learned all about the rights and responsibilities of being a United States citizen. They also

learned that service is part of being a good scout and a good citizen. *(Call up boys and parents – give the badge to the parent to present to their son; the son can then present the parent pin to his mother or father)*

Congratulations, Webelos! *(Applause)*

**Narrator:** The Arrow of Light boys have been working on the Scientist Activity Pin - but they also learned that the work of scientists has helped our nation to develop technology that makes us strong and safe in today's world. Scientific principles have led to developments in flight, space travel and weather forecasting. *(Call up boys and parents – give the badge to the parent to present to their son; the son can then present the parent pin to his mother or father)*

Congratulations, Arrow of Light den! *(Applause)*

**Narrator:** As you can see, citizenship has been all around our Pack this month – and each of the boys is well on his way to being a good citizen.

**Note:** *If you have an Arrow of Light award to give, this should be a separate and special ceremony. Here is one possible lead in.*

**Narrator:** Tonight we have a very special award to give. The Arrow of Light is the only Cub award that can be worn on the Boy Scout uniform. In order to earn the Arrow of Light, a Webelos Scout must show leadership, patriotism, and service, as well as personal responsibility – in other words, Good Citizenship.

*(Explain arrangements and call the boy and his parents forward – his Webelos leader and new Scoutmaster or 11 yr. old leader should be present – Audience should be seated in an arrangement that allows everyone to hear and see – Younger Cubs could be placed at the right side forming an aisle for the boy being honored to move toward his new position and SM. Proceed with ceremony)*

### I Am A Citizen

*Tune: My Bonnie Lies Over the Ocean)*

I'm learning to be a good citizen,  
I'm learning we all have some rights  
I'm learning each right has a duty  
I must keep them both in my sights.

Chorus:

Rights and Duties  
They both go together, You know, You know  
Rights and Duties  
Good Citizenship I must Show

We all have a right to religion,  
To worship the way that we please,  
But that means I have to allow you  
Your choice, though I may not agree

Chorus

We all have the right to assemble  
To gather with people we know  
And all have the freedom of speaking  
If citizenship is to grow

Chorus

We each have the right to make choices  
And no one can threaten that choice

I may not agree with your statements  
But each person can raise their own voice.

Chorus

*(Bet you can add on other verses about the rights and duties of citizenship! – Alice)*

*from the Baltimore Area Council Pow Wow Books*

### Two Sides of Citizenship Applause

Divide audience into two groups. One side shouts: "Rights, I have Rights!" The other side shouts "Duties, I have Duties! As you point to each side, they shout their phrase. Then Signal to both groups to stop and say "That's the Two Sides of Citizenship!" as you hold up two fingers.

### Adventures in Citizenship

Set up an Adventure Course – each boy must move around and do each task before he moves on. Examples of some challenges: two boys work together to fold a flag properly; boys show how to salute the flag in uniform and in street clothes; Tell one way to show respect for the flag; answer a question that new citizens must know; (You could also focus on American history as your theme) At the end of the course, the boys could be rewarded with Patriotic Rice Crispy Treats! (Made with red & blue M&M's)

### Follow My Tracks



(Based on a quote from Baden-Powell)

**Materials:** Quite a few footprints with an action listed on the back. Here are some ideas:

Did most of the weeding; Finished the whole job; Studied my spelling words; Played my new game – I'll study in the morning; Put away all the tools where they belong; Told a funny story about the new kid getting lost on the way to class; Paid most of my tithing – I needed part of it to get my new game; Helped the new kid learn the Law of the Pack; Helped clean up the park; Mom and I passed out voter pamphlets; I walked away from a fight; Found a dollar on the shelf in the library so I got a soda; Said "No" when my friend dared me to steal a package of cards; I always wear my bike helmet; When the light turned red, I crossed in the middle of the block so I could be the first to get back to the building; I did most of the stuff for the achievement, so I asked my Mom to sign it off.

**Instructions:** Divide into two teams. Mix up the footprints and stack them. Explain to each team that they can decide whether the action on that footprint would lead to "Good Citizenship" or "Needs Improvement" Each team takes a turn to get a footprint, reads it and puts it where they think that action would lead, without telling anyone what the footprint says. When all the footprints are gone, the team with the most footprints in the Good Citizenship pile is the winner – BUT ...they must first read the back of each print out loud. The leader and the other team must agree that they chose the right pile for their actions. Discuss the choice.

Then read Baden-Powell's quote:

"No one can pass through life, any more than he can pass through a bit of country, without leaving tracks behind, and those tracks may often be helpful to those coming after him in finding their way." Ask the boys to explain what they think it means. Which tracks would be helpful to others? Would some be harmful? Are there people who will follow your tracks? Which way will your tracks lead them?

### Citizenship Concentration

On a blackboard, make a grid with four columns and seven rows. Using 3X5 post-its, put together your own concentration game on a chalk board. Write 14 questions about citizenship on the post-its in the first and third columns. Then put a second post-it over the questions, each top post-it with a number from 1-14. In Column two and four, place the answers to the questions on post-its. But do it RANDOMLY and cover the answers with post-its lettered A through M. The object is to match the correct letter and number. Keep some of the boys busy making the concentration "music"

### Tools for Citizenship Closing

*Alice, Golden Empire Council*

**Materials:** A toolbox and several tools; Decide before the meeting which tools you will use, then make labels for them.

**Narrator:** This is a tool box – and it holds the tools I need to build something or make repairs. But tonight we want to tell you about a Special Toolbox for Citizenship.

**Cub #1: (picking up the safety glasses and putting them in the Tool Kit)** First I need to put on my safety glasses. I need to take a good look before I make choices – freedom can be lost with bad choices.

**Cub #2: (picking up the measuring tape and putting it in the Tool Kit)** I also need to measure what I do against the standards of good citizenship – is it honest? Is it Right?

**Cub #3: (picking up the saw, covering the blade or wiping the saw, and putting it in the Tool Kit)** A good carpenter takes care of his tools – and a good citizen takes care of his property and the world around him.

**Cub #4: (picking up the hammer and putting it in the Tool Kit)** Just as the hammer can help me build something useful, service can help build a family or a community.

**Cub #5: (picking up the sandpaper, and putting it in the Tool Kit)** A wooden project needs to be sanded and polished to a fine finish – in scouting we learn that duty to God and Country help us to become citizens with a fine finish.

**Narrator:** There are many other tools in my tool box – and there are many ways we can show good citizenship! Remember to use the tools you have - make something you can be proud of!

### Citizenship Character Connection

[www.cubroundtable.com](http://www.cubroundtable.com)

- 4. Know-** Tell ways some people in the past have served our country. Tell about some people who serve our country today. (Don't forget about "ordinary" people who serve our country.)
- 5. Commit-** Tell something that might happen to you and your family if other people were not responsible citizens. Tell one thing you will do to be a good citizen.



6. **Practice-** Tell 3 things you did in 1 week that show you are a good citizen.

**Tiger Book**

*Character Connection - Citizenship Achievement 2, "Where I Live" (Page 41)*

- ✓ **Practrice** - Do requirement 2D
- ✓ **Know** - What does it mean to be a good citizen? Why do you think we say the Pledge of Allegiance?
- ✓ **Commit** - Is it easy to be a good citizen? Why is it important to show respect to the flag even if others around you might not?

**Wolf Book**

*The Citizenship Character Connection is not part of an Achievement or Elective in this book.*

**Bear Book**

*Character Connection - Citizenship Achievement 3, "What Makes America Special" (Page 34)*

- ✓ **Know** - Tell ways some people in the past have served our country. Tell about some people who serve our country today. (Don't forget about ordinary" people who serve our country.)
- ✓ **Commit** - Tell something that might happen to you and your family if other people were not responsible citizens. Tell one thing you will do to be a good citizen.
- ✓ **Practice** - Tell 3 things you did in 1 week that show you are a good citizen.

**Webelos Book**

*Character Connection - Citizenship Citizen Activity Award, (Page 144)*

- ✓ **Know** - Lists some of your rights as a citizen of the United States of America. Tell ways you can show respect for the rights of others.
- ✓ **Commit** - Name some ways a boy your age can be a good citizen. Tell how you plan to b a good citizen and how you plan to influence others to be good citizens.
- ✓ **Practice** - Tell 3 things you did in 1 week that show you are a good citizen. Choose one of the requirements for this activity badge that helps you be a good citizen. Complete the requirement and tell why completing it helped you be a good citizen.

*Catalina Council*

Before you start Character Connection for **Citizenship**, point out that each person is a citizen of the community, and part of being a good citizen means helping others.

- 8 How do you feel about being a citizen?
- 8 Do you feel that you are a good citizen?
- 8 What can you do to set the example of good citizenship?

Participation, involvement and contribution are traits of character. Good citizenship is not doing what "looks good." It means helping others, knowing more than how the government works and working to make our community, country and world a better place to live. A good citizen:

- Does their share
- Cooperates
- Stays informed and votes
- Is a good neighbor

- Obeys laws and rules
- Respects authority
- Protects the environment

*See Fun for the Family, No. 3301 2, for family activities related to this monthly Core Value, citizenship.*

**Do I Love America paper Chain**

*Cub Scout Program Helps, 2002-2003, page 10 February*

**Materials:** Red, white, and blue colored paper cut into 1 x 8 ½ " strips; connector strips (same size) decorated with stickers or rubber stamp prints; tape; markers or pens.

**Action:** Each cub scout gets three colored strips and writes on each what makes America special to him. He signs his name, and connects the link to the chain. Now that the chain is done we have a lot of ideas about our country, what makes it special, and how we can be a good citizen.

**Reflection:**

What do you think is all about? What new things have you learned about citizenship?

How do you feel about being an American citizen? Do you feel that you are a good citizen?

How does it feel to see people who don't act as good citizens?

What can you do to set the example of good citizenship? Can you think of ways to help other people be good citizens?

**Citizen Cubmaster Minute**

*Cub Scout Program Helps, 2004-2005, page 4 February*

The citizens of today are all the parents and grandparents, aunts and uncles of you Cub Scouts. The citizens of tomorrow are . People came to our county looking for freedom and peace. That freedom has been protected over the years and will continue to be protected. As the citizens of tomorrow, you will support the freedom and peace we all now enjoy. It is a task well worth the effort. Thanks you, Cub Scouts, for being good citizens – today and tomorrow.

**Water Cycle Terrarium**

*Cub Scout Program Helps 2004-2005 page 10 April*

**Materials:** Jar, plants; bottle cap or shell of water; soil, sand, and small rocks.



**Directions:**

- ✓ Fill the jar first with small rocks, then sand, then soil.
- ✓ Then add plants in the soil and place your bottle cap or shell of water in the jar.
- ✓ Fill jar as in the picture and put the lid on.
- ✓ Put the jar in a sunny place and see how the water cycle works.

**Character Connection: Citizenship**

- ? When the den chose an introductory statement of our Pledge of Allegiance, you reviewed several ideas.



- ? When you chose one statement to represent how you felt about the flag, what did that one say to you that the other statements did not? That is a part of citizenship. Why is good citizenship important?
- ? When you say those kinds of things, what is your reaction? Is it easy to show respect for our flag? Is there someone you know who sets a good example in showing citizenship?
- ? Can you help others show respect for the flag? How else can you show good citizenship?

### Citizenship Activities

2004 Pow Wow Book Cub Scouting Forever  
by Great Salt Lake Council

**Citizenship** Contributing service and showing responsibility to local, state, and national communities.

- ★ **Activity 1** - Have your Cub Scouts go to an internet search engine (e.g., Google) and type in "kids making a difference." They will find countless inspiring examples of how young people have made their communities and the world a better place. Have them select stories they like and present them to the den and tell why they chose them. Do these stories give them any ideas about things they might like to do?
- ★ **Activity 2** - Have your Cub Scouts visit [www.goodcharacter.com](http://www.goodcharacter.com) and click on "Opportunities for Action or Service Learning." There they will find opportunities to become involved in community service projects and other activities relating to citizenship and civic responsibility. Plan a service project to do as a pack or den for your school or community.
- ★ **Activity 3** - Have your Cub Scouts select their heroes and write about them. Introduce the idea of heroes as people who do things to help others. For ideas about how to expand this activity visit [www.giraffe.org](http://www.giraffe.org).
- ★ **Activity 4** - Are you planning to do a pack eco-project? If so, visit Captain Planet™ Foundation's website, and the Captain may be able to assist in providing the seed money to get your project growing. Go to [www.captainplanetfdn.org](http://www.captainplanetfdn.org):
- ★ **Activity 5** - To help create a more tolerant and caring society. "What is the cost?" Have ready a selection of everyday items such as a candy bar, an audiocassette, a pair of socks, and so on. You also need to know how much each of these items costs to buy. Then play a game of "The price is right." Produce your items one at a time. Get each Cub to guess the cost. Each Cub takes a turn guessing first. No one is allowed to say the same price as someone else. Two points for being exactly right one for being the closest.

Then move on to part two. What is the cost of freedom? What is the cost of a flag? What is the cost of friendship? What is the cost of trust?

### Red, White, and Baloo

2005 Pow Wow Book Cub Scouting Forever  
by Great Salt Lake Council

**Sing**, "You're a Grand Old Flag,"  
from the Cub Scout Songbook

When you recite the Pledge of Allegiance, you promise that you will always be true to our country. That is why you face the flag and give the proper salute as you repeat the Pledge of Allegiance.

- ℞ Do you stand at attention while saluting the flag during the Pledge of Allegiance?
- ℞ Do you ever laugh or poke the person next to you during the Pledge of Allegiance?
- ℞ What keeps you from showing the proper respect for our country and our country's flag?
- ℞ What can you do to show that you're proud to be a citizen of the United States?

### Leave No Trace Pledge

*Cub Scout Program Helps 2007-2008, page 8 March*

I promise to practice the Leave No Trace Frontcountry guidelines wherever I go:

1. Plan ahead
2. Stick to trails
3. Manage my pet
4. Leave what I find
5. Respect other visitors
6. Trash my trash

- ? What do you think the Leave No Trace pledge means?
- ? Do you know what is?
- ? How is the Cub Scout Leave No Trace Pledge related to citizenship ?
- ? How do you practice good citizenship related to the outdoors? How can you be a responsible citizen during the week ahead related to the outdoors and recycling?

### Character Connection: Citizenship

*Cub Scout Program Helps 2008-2009, page 6 February*

- ⚡ **Know** - We are all citizens of the United States of America. What do you think that means?  
You're right, it means that we help our country, we help other people in our country, and we respect the flag. (Have adult partners share their thought about citizenship.)
- ⚡ **Commit** - How do you think we can show that we are good citizens? What are some things you've seen other people do to show good citizenship?
- ⚡ **Practice** - Can you do any of those things in the week ahead?

### Follow Up Character Connection on Citizenship

*Cub Scout Program Helps 2009-2010 July*

Last week we talked about the many freedoms we have in our country. We also talked about our Cub Scout Promise and how that is a way of citizenship.

What do you remember about the meaning of citizenship? What else is citizenship?

Can you think of ways we have shown good citizenship in Cub Scouting?

How can you demonstrate good citizenship during the week ahead?

**Citizenship Do's & Don'ts**

Citizenship has lots of parts – this is an old list of To Do and Not to Do things – if you want to be an example of good citizenship. Bet the boys can come up with some others from their own point of view!

**DO...**

- ...live by the Golden Rule
- ...do your share
- ...be a good neighbor
- ...be a volunteer—help your school and community be better, safer and cleaner
- ...obey laws and rules
- ...obey parents, teachers, coaches and authority figures
- ...protect the environment by conserving resources, reducing pollution, and cleaning up after yourself
- ...participate in voting, report wrongdoing, pay taxes, and voice your opinion

**Citizenship DON'Ts**

- ...argue with or disobey parents, school teachers, policemen
- ...litter parks, playgrounds, school grounds, or your community
- ...complain about choices that were made even if you did not take the time to say what you thought
- ...break the rules in games or play
- ...ignore it when someone breaks the rules or does something wrong

**Citizenship Rights and Responsibilities**

From <http://www.uscis.gov/>



Rights	Responsibilities
<ul style="list-style-type: none"> <li>• Freedom to express yourself.</li> <li>• Freedom to worship as you wish.</li> <li>• Right to a prompt, fair trial by jury.</li> <li>• Right to vote in elections for public officials.</li> <li>• Right to apply for federal employment requiring U.S.</li> </ul>	<ul style="list-style-type: none"> <li>• Support and defend the Constitution.</li> <li>• Stay informed of the issues affecting your community.</li> <li>• Participate in the democratic process.</li> <li>• Respect and obey federal, state, and local laws.</li> <li>• Respect the rights, beliefs, and opinions of others.</li> <li>• Participate in your local</li> </ul>

<p>citizenship.</p> <ul style="list-style-type: none"> <li>• Right to run for elected office.</li> <li>• Freedom to pursue “life, liberty, and the pursuit of happiness.”</li> </ul>	<p>community.</p> <ul style="list-style-type: none"> <li>• Pay income and other taxes honestly, and on time, to federal, state, and local authorities.</li> <li>• Serve on a jury when called upon.</li> <li>• Defend the country if the need should arise.</li> </ul>
--	--

**CITIZENSHIP IDEAS FOR DEN MEETINGS**

*From Santa Clara Council*

- Pretend that your den is starting a new government.
- Have the boys make their own flag.
- Learn more about your community.
- Teach the Wolf and Bear dens how to do a flag ceremony.
- Plan and make a display on citizenship for Pack meeting.
- Invite a highway patrolman or policeman to come to your den and talk about being good citizens.
- Invite a new American citizen to come and talk to the den about his or her experiences in becoming a United States' citizen.

**RAISING AND LOWERING THE UNITED STATES FLAG**

From [soutermom.com](http://soutermom.com)



**Raising the flag**

- The flag should be hoisted quickly.
- The flag should be flown at the top of the flagpole, unless the flag is being flown at half staff.
- Salute the flag while it is being raised.
- If you are flying the flag at half staff, raise the flag all the way to the top of the pole and then lower it to halfway between the top and the bottom of the flagpole.
- If flying the US flag with other flags, raise the US

flag first.

**Lowering the flag**

- The flag should be lowered slowly, with dignity and ceremony.
- Salute the flag while it is being lowered. Hold your salute until the flag is removed or, if there is music, until the music stops.
- If the flag was flying at half staff, raise the flag all the way to the top of the flagpole and then lower it.
- If you are displaying multiple flags, lower the US flag last.
- Fold the flag correctly before storing it.

**Notes**

- If you are in uniform, salute the flag with a formal right hand salute. Otherwise, place your right hand over your heart.
- Don't let the flag touch the ground.
- Normally the flag is flown from sunrise to sunset. If flown at night, it must be illuminated.
- On Memorial Day, fly the flag at half staff until noon and at full staff from noon to sunset.

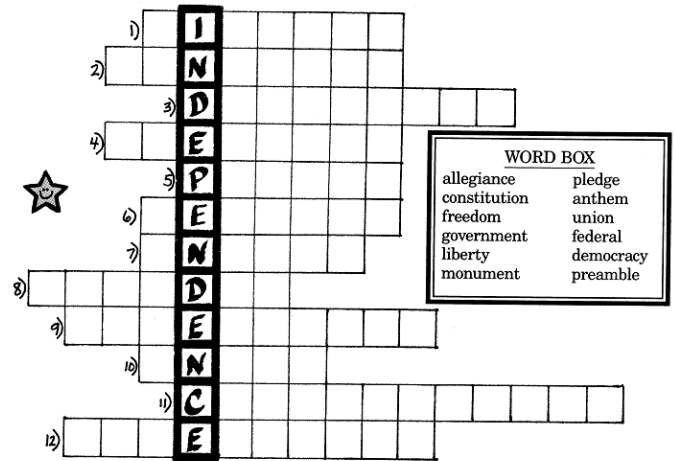
**Citizenship Test**

Materials: None

Directions: Two teams face each other with a wide space between them. The leader asks each player a question about the Declaration of Independence, the Star-Spangled Banner, the President, Vice-President, Governor, or other fitting subject. A correct answer entitles that team to move one step forward. An incorrect answer passes the question to the other team. The first team to cross the other team's starting line is the winner.

**CITIZENSHIP CROSSWORD**

From: <http://www.factmonster.com>



1. "...with \_\_\_\_\_ and justice for all."
2. something built as a remembrance of a person or event
3. rule by a government of, by, and for the people
4. an introduction
5. solemn promise
6. having to do with the central government of the United States
7. song of praise or devotion
8. without restraint or restriction
9. "I pledge \_\_\_\_\_ to the flag..."
10. group of people or states formed for a common good
11. set of laws governing a country
12. system to run a country or state

**A Cub Scout Gives Good Will Ideas GREETINGS**

**Viking Council**

This is a classic that appears almost every year for your Holiday Pack Show. Commissioner Dave

**Set Up:** The Den Chief explains that the audience is to respond by doing as the boys say and then introduces the ceremony.

The boys hold cards that spell out the word G-R-E-E-T-I-N-G-S. Each exposes his card as he speaks his line.

**G** - Glad to see you here tonight.

**R** - Reach out your hand to a friend left or right.

**E** - Everyone smile and shake his hand,

**E** - Everybody smile and nod at another friend.

**T** - Together now, stand up on your feet,

**I** - I'd like for you all to take your seat.

**N** - Now that we're all friends, we'll start the show,

**G** - Good will is a feeling we all like to know.

**S** - So now we say greetings to everyone.

**All** - We've tried to give goodwill in all that we have done.  
So Cubmaster, our program's begun.

The boys motion for Cubmaster to come on stage

### **Goodwill Opening**

#### **Chief Seattle Council**

And the angel said, "Peace on earth, goodwill toward men."

Cub Scouts give goodwill by being thoughtful and kind, and

by doing Good Turns. In this holiday season, may our good

will shine as brightly as the star in the East, so that other

people will follow our example. Please join me in the Pledge

of Allegiance.

### **Goodwill Caroling Party**

*Southern NJ Council*

The whole idea is to give good will and holiday spirit to each of your Scouts' families by having the boys sing carols at each boy's house. At each house have the parent provide a different refreshment. For instance, the first house could provide hot cocoa. The next house could provide cookies. The next house could provide some finger sandwiches, and so on, until all of the boys' homes have been visited.

### **A Cub Scout Gives Goodwill**

In a recent issue of Scouting magazine, there is a story about a Webelos Scout named Daniel Simon of Pack 381, Buffalo Grove, Illinois. Daniel earned a \$750 gift certificate, and instead of spending the money on himself, he filled seven shopping carts with toys for other children who might not get anything that holiday season. It was a fine act of kindness and generosity. For Daniel, the Cub Scout Promise and the Law of the Pack aren't just words; they represent a way of life. Especially the phrase, "A Cub Scout Gives Goodwill."

Wouldn't it be a great holiday tradition if we all followed Daniel's example and performed some special good turn for someone in need, giving a little goodwill in the process? That would bring a lot of joy to the people we served. It would also bring a lot of joy to us, knowing that we had done something to make someone's life a little better. Think about what you can do to **give good will and serve** others at holiday time. What better way to build good memories that will last forever?





